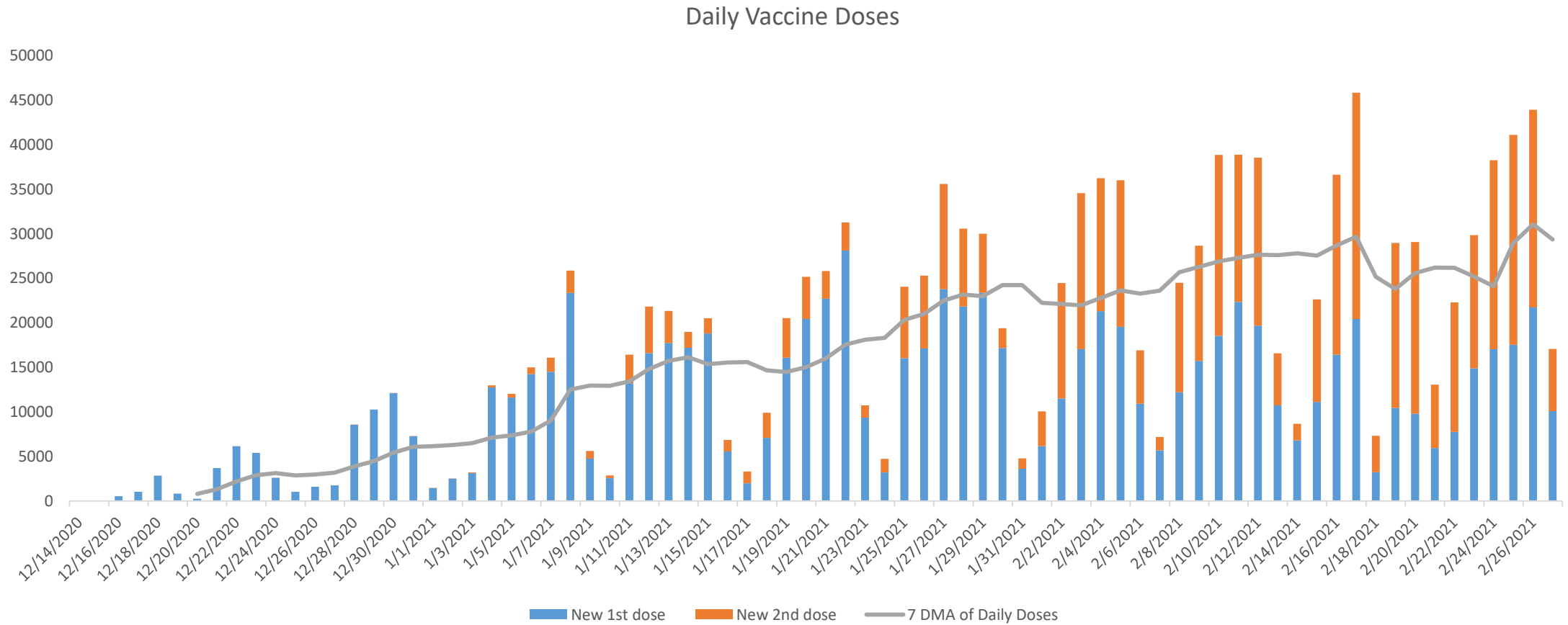


# Background on COVID-19 Testing

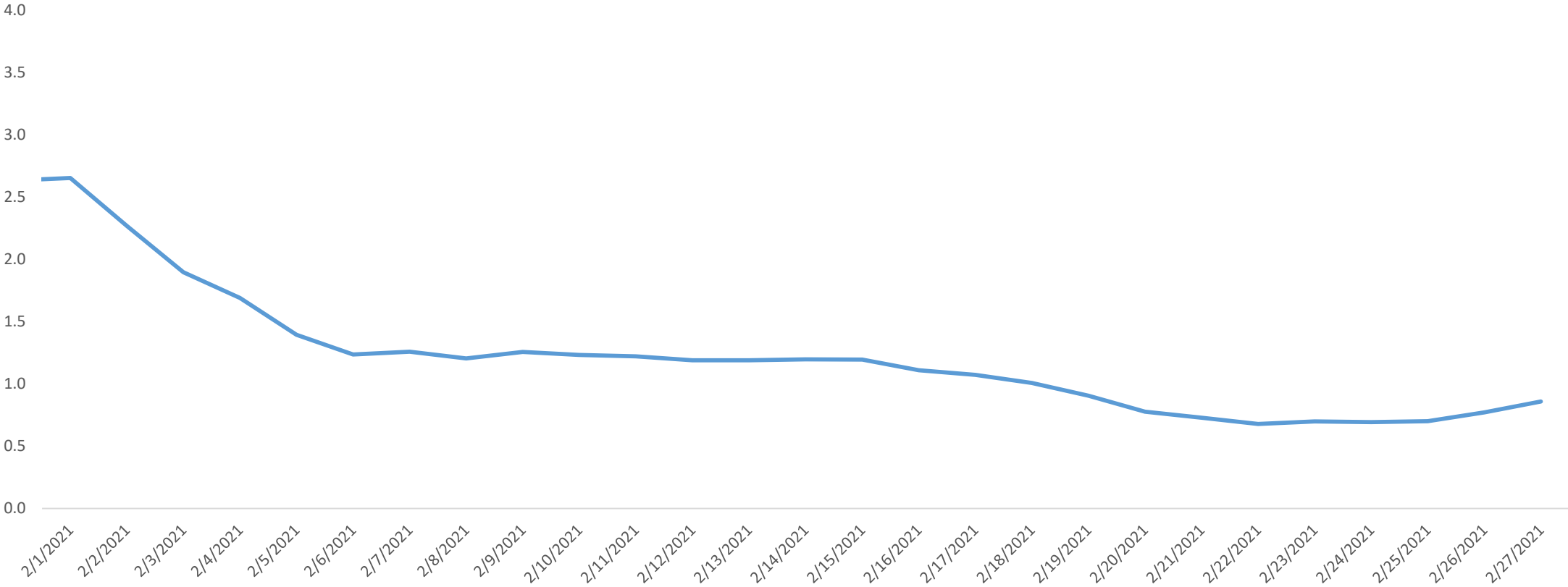
	12/14 7DMA	2/26 7DMA	% Change in 7DMA
Number of Tests	46,252	32,297	-30%
Number of Positive Cases	3,413	977	-71%
% Positive	7.53%	3.43%	-54%

# Number of Daily Vaccine Doses Administered

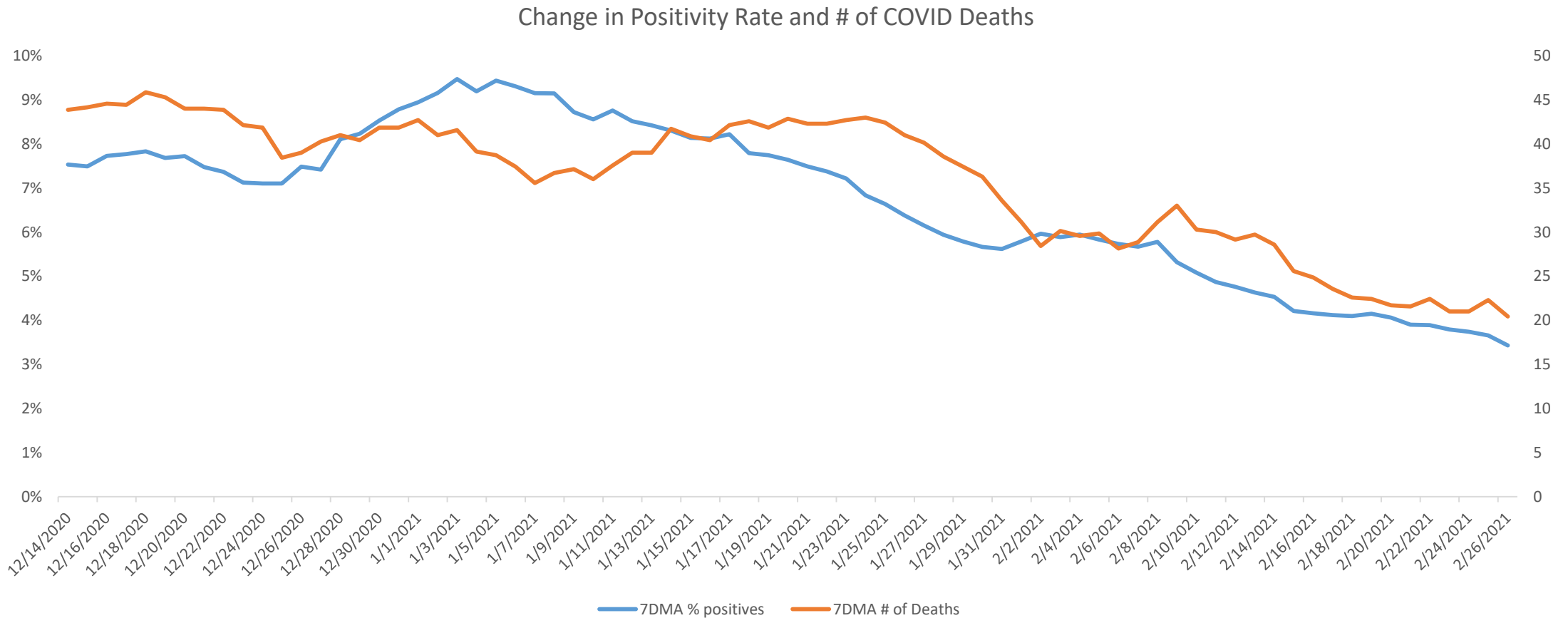


# Ratio of 1<sup>st</sup> to 2<sup>nd</sup> Doses

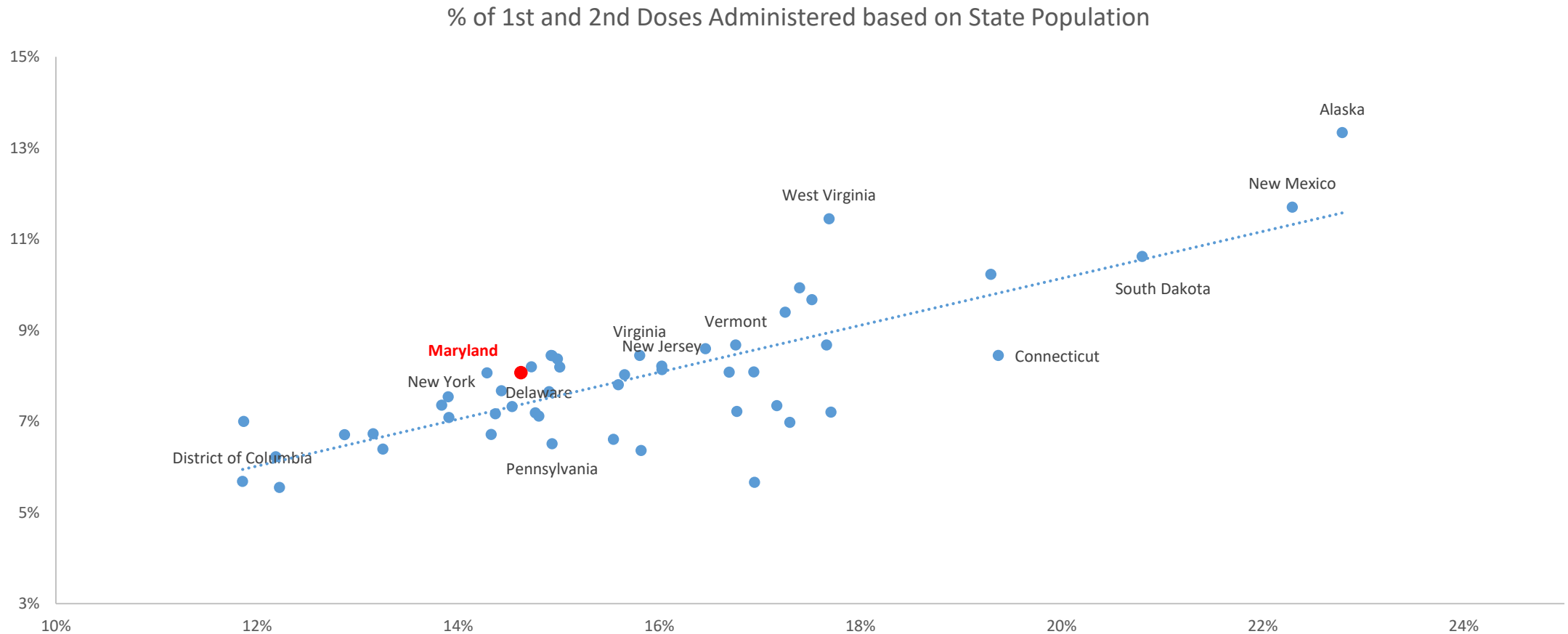
Ratio of 7DMA 1st Dose to 7DMA 2nd Dose since 1/10/21



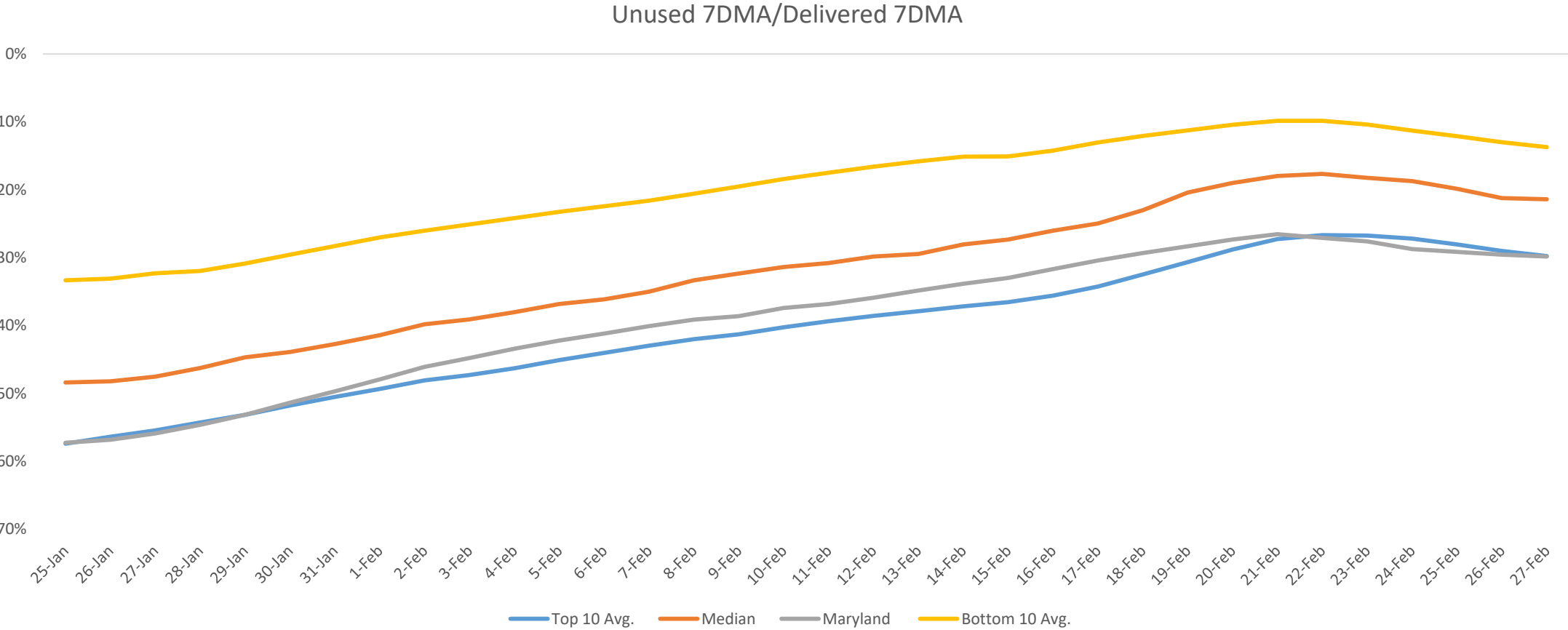
# Comparing COVID-19 New Cases and Number of Deaths



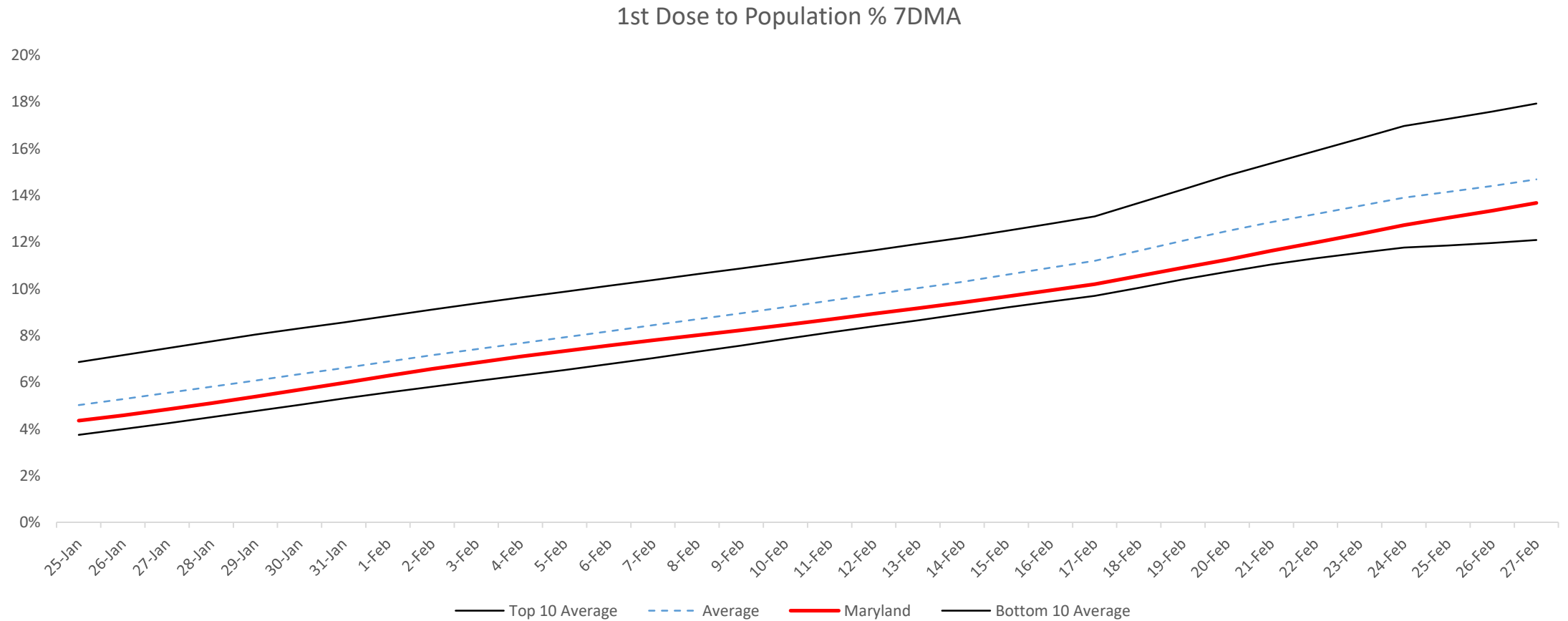
# 1<sup>st</sup> and 2<sup>nd</sup> Doses based on State Population



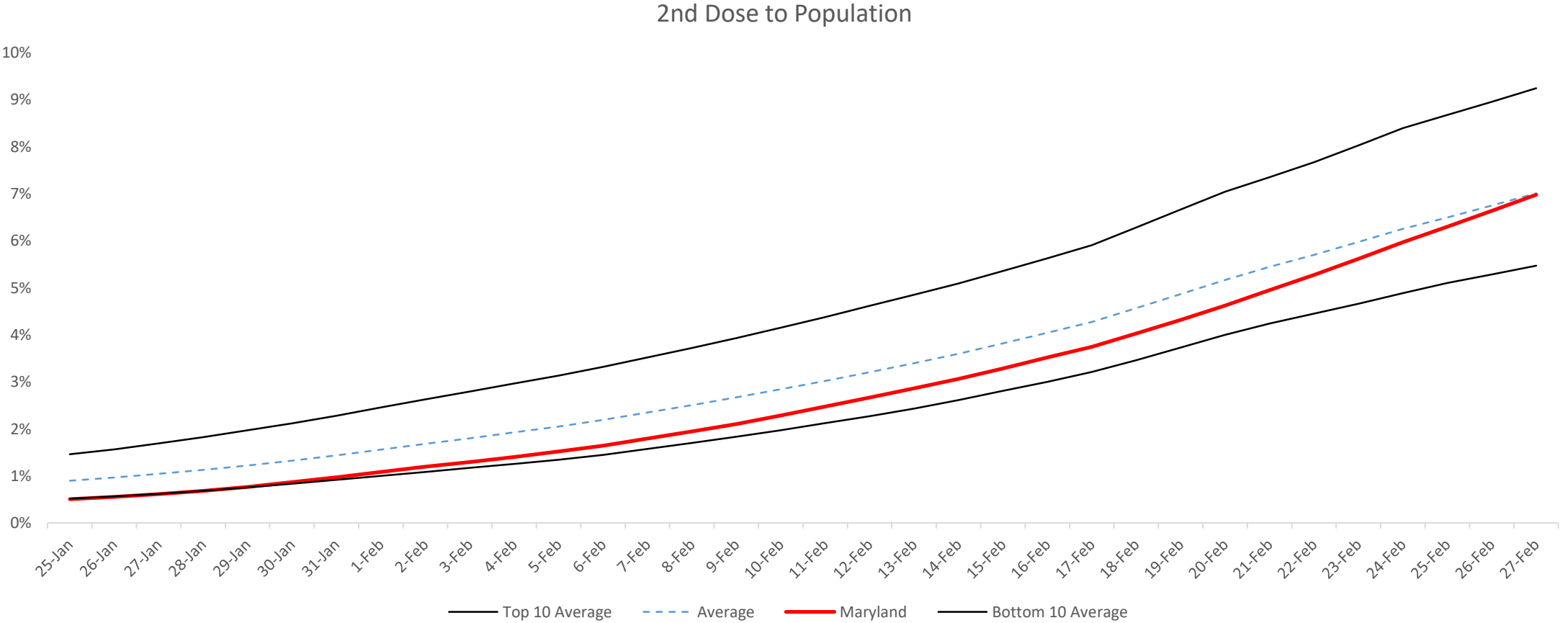
# State Comparison: % of Doses Unused to Doses Delivered



# State Comparison of 1<sup>st</sup> Doses Administered



# State Comparison of 2nd Doses Administered





# CDC: Doses Delivered per 100k (18+)

State/Territory/Federal Entity	18+ Doses Delivered per 100K
Alaska	62,103
South Dakota	49,329
District of Columbia	49,284
Oklahoma	46,589
New Mexico	45,571
Hawaii	44,602
Wyoming	44,010
North Dakota	42,374
West Virginia	42,249
Connecticut	42,233
Nebraska	41,363
Montana	40,663
Vermont	40,572
Kansas	39,203
Maryland	39,003
Arkansas	38,516
Pennsylvania	38,511
Mississippi	38,197
Arizona	38,096
Kentucky	38,020
Virginia	38,002
Maine	37,986
Delaware	37,889
California	37,846

Colorado	37,799
Massachusetts	37,759
Washington	37,720
Louisiana	37,395
New Hampshire	37,328
New York State	37,323
Iowa	37,136
Oregon	37,044
Tennessee	36,956
Minnesota	36,891
Alabama	36,758
Florida	36,604
North Carolina	36,464
Nevada	36,324
Illinois	36,281
Ohio	36,240
Idaho	36,239
New Jersey	36,124
Utah	36,089
Rhode Island	36,078
Indiana	35,797
Missouri	35,550
Georgia	35,510
Texas	35,262
Wisconsin	34,871
Michigan	34,486
South Carolina	33,169

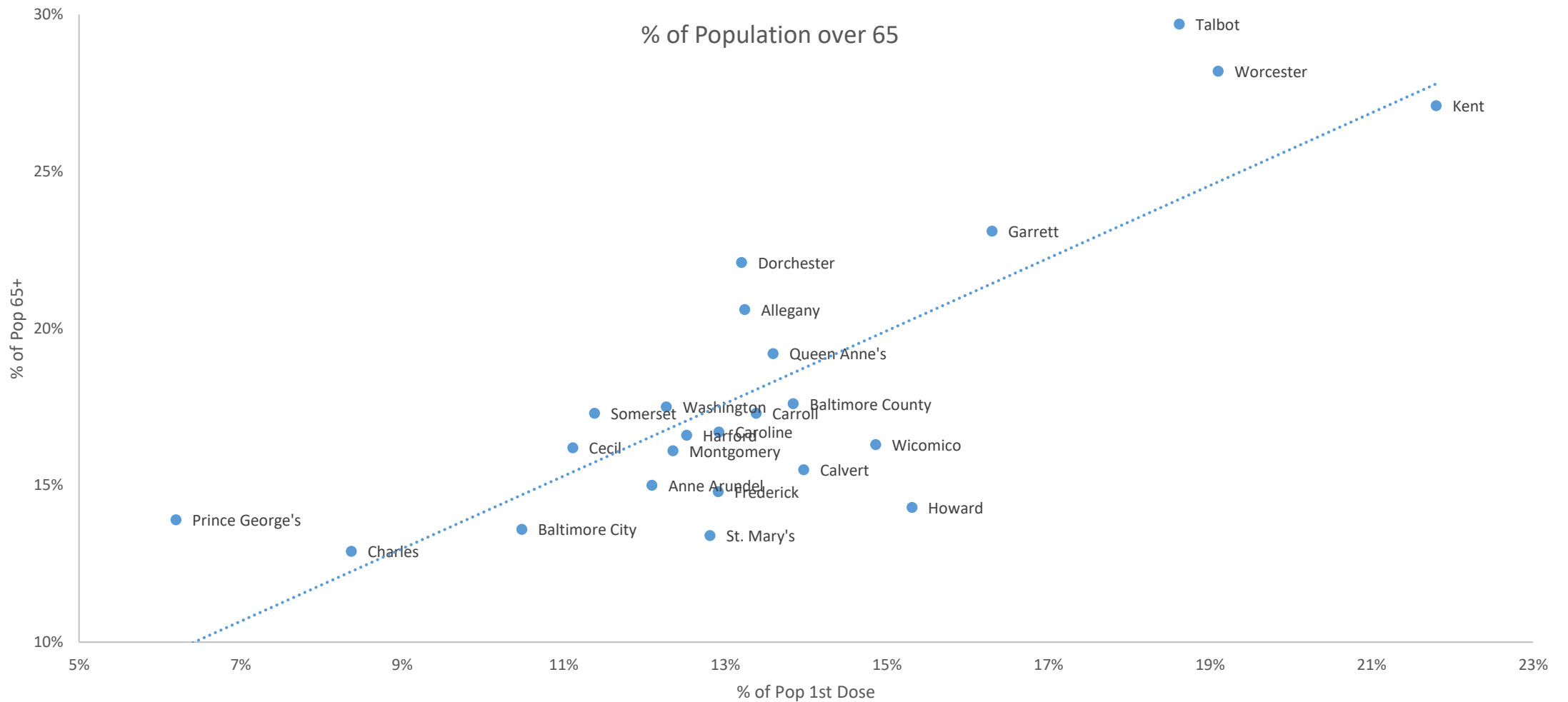
# COVID-19 Impact on Jurisdictions

County	% of Population	% of Deaths	% of Cases	% Cases to Pop Ratio	% Death to Pop Ratio
Allegany	1.2%	2.6%	1.7%	1.40	2.15
Anne Arundel	9.5%	6.8%	9.3%	0.98	0.72
Baltimore	13.8%	16.2%	13.3%	0.97	1.18
Baltimore City	10.1%	11.3%	10.6%	1.05	1.11
Calvert	1.5%	0.9%	1.0%	0.64	0.61
Caroline	0.5%	0.2%	0.5%	1.07	0.49
Carroll	2.8%	2.7%	2.0%	0.71	0.97
Cecil	1.7%	1.5%	1.3%	0.77	0.90
Charles	2.6%	2.0%	2.3%	0.90	0.78
Dorchester	0.5%	0.6%	0.6%	1.23	1.14
Frederick	4.2%	3.5%	4.4%	1.06	0.84
Garrett	0.5%	0.8%	0.5%	0.96	1.56
Harford	4.2%	3.0%	3.3%	0.78	0.72
Howard	5.3%	2.8%	4.1%	0.78	0.53
Kent	0.3%	0.5%	0.3%	0.98	1.73
Montgomery	17.3%	17.8%	16.6%	0.96	1.03
Prince George's	15.1%	16.9%	19.2%	1.27	1.12
Queen Anne's	0.8%	0.5%	0.7%	0.84	0.60
Somerset	0.4%	0.4%	0.6%	1.56	1.01
St. Mary's	1.9%	1.5%	1.3%	0.70	0.78
Talbot	0.6%	0.4%	0.5%	0.82	0.74
Washington	2.5%	3.3%	3.2%	1.30	1.30
Wicomico	1.7%	1.8%	1.8%	1.04	1.08
Worcester	0.9%	1.2%	0.9%	0.95	1.32

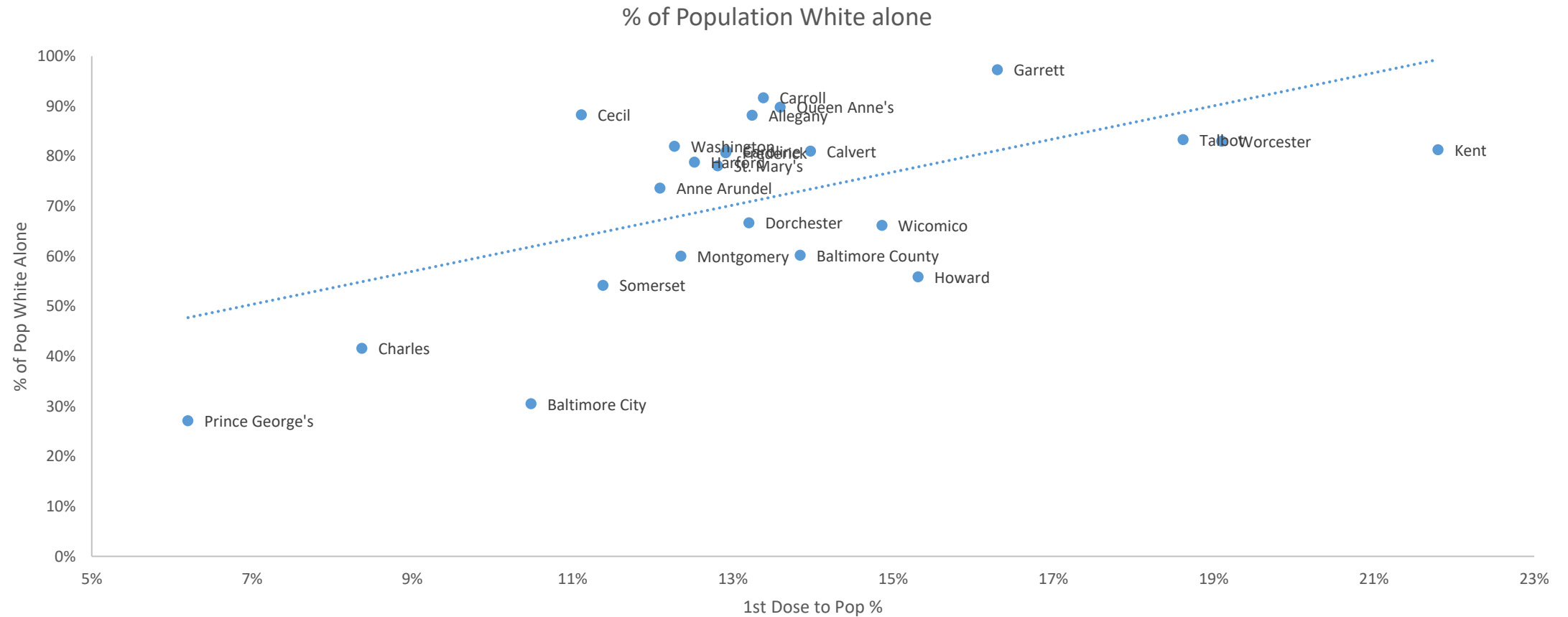
# 1<sup>st</sup> and 2<sup>nd</sup> Dose to % of Population

County	% of pop 1st Dose	% of Pop 2nd Dose
Allegany	14.3	10.1
Anne Arundel	13.6	7.1
Baltimore	15.5	9.6
Baltimore City	11.7	6.9
Calvert	15.5	8.7
Caroline	14.9	9.2
Carroll	15.1	8.5
Cecil	12.1	7.4
Charles	9.7	4.4
Dorchester	14.1	8.6
Frederick	14.7	8.9
Garrett	17.7	9.2
Harford	14.3	8.7
Howard	16.9	9.0
Kent	22.7	10.8
Montgomery	14.2	6.9
Prince George's	7.6	3.4
Queen Anne's	16.0	8.4
Somerset	12.0	7.6
St. Mary's	14.7	10.6
Talbot	20.3	11.7
Washington	13.5	7.6
Wicomico	15.5	9.9
Worcester	20.5	12.7

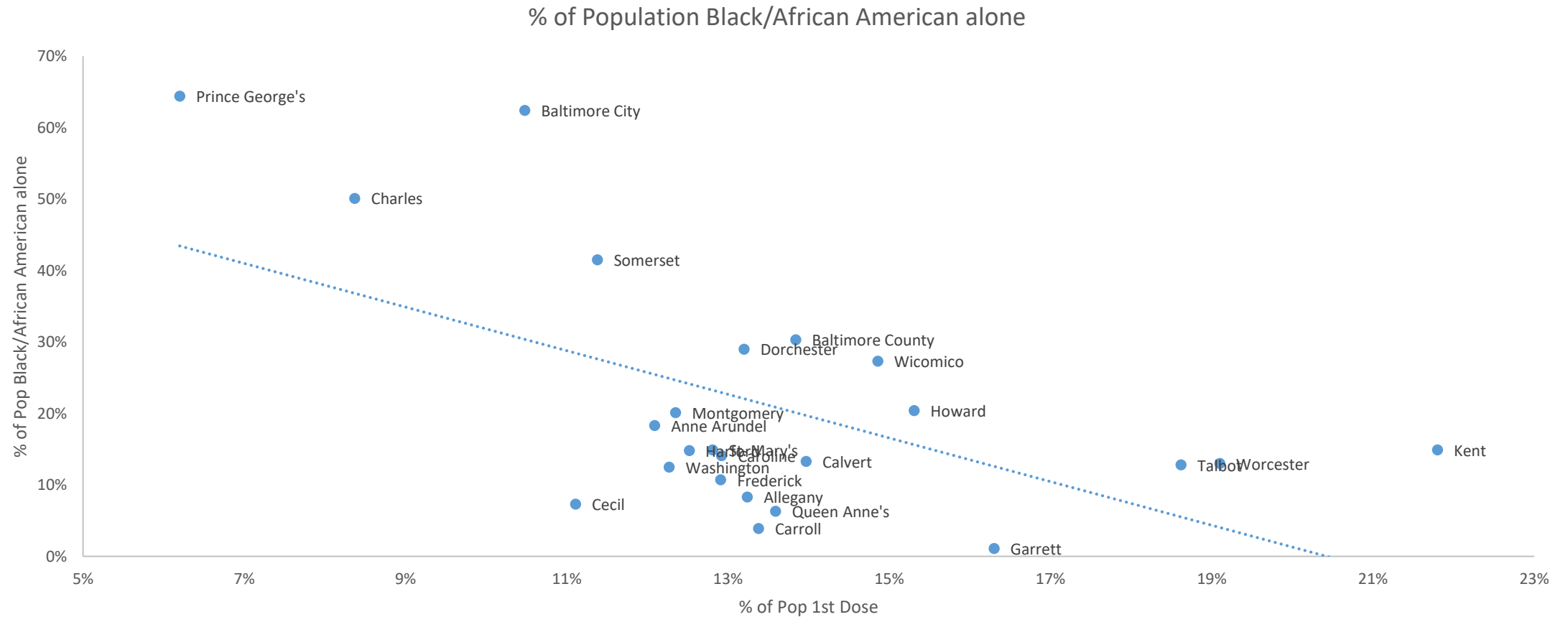
# % of Population 65 + to % of Population with 1<sup>st</sup> Dose



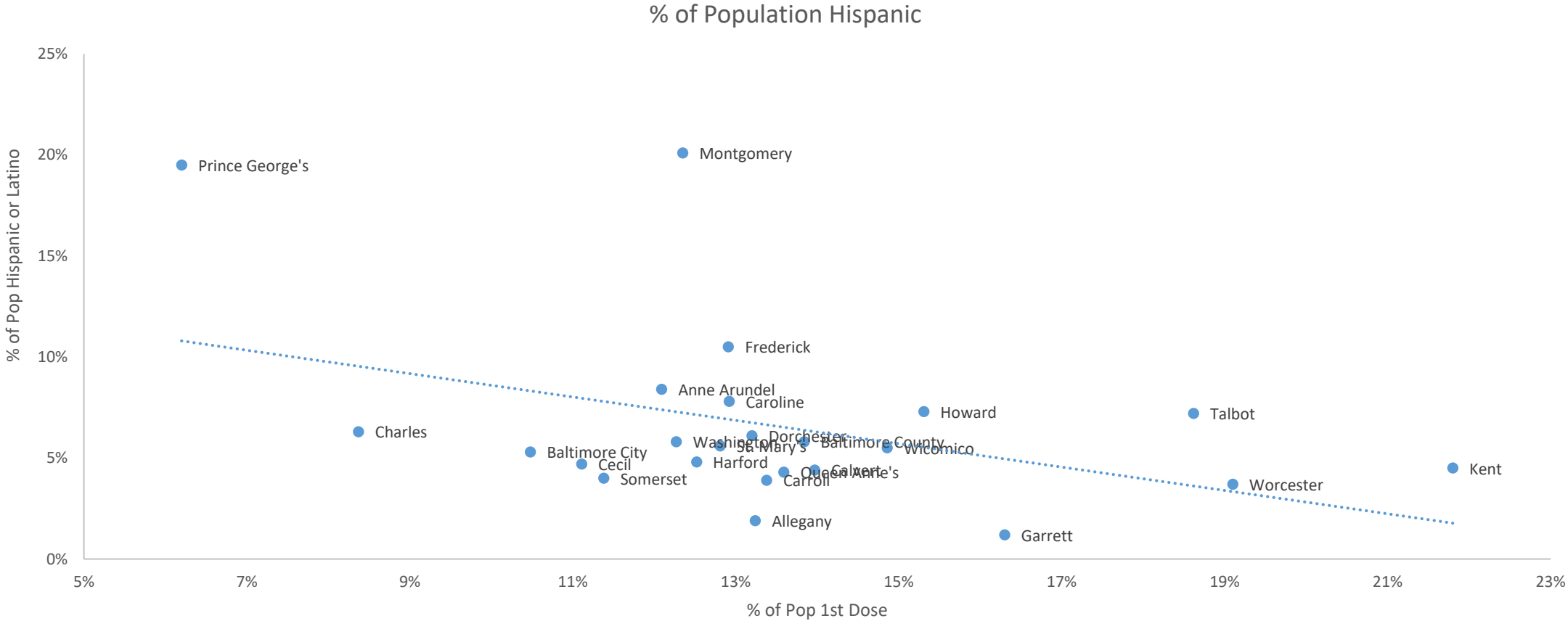
# % of Population Identified as White Alone to % of Population with 1<sup>st</sup> Dose



# % of Population Identified as Black or African American Alone to % of Population with 1<sup>st</sup> Dose

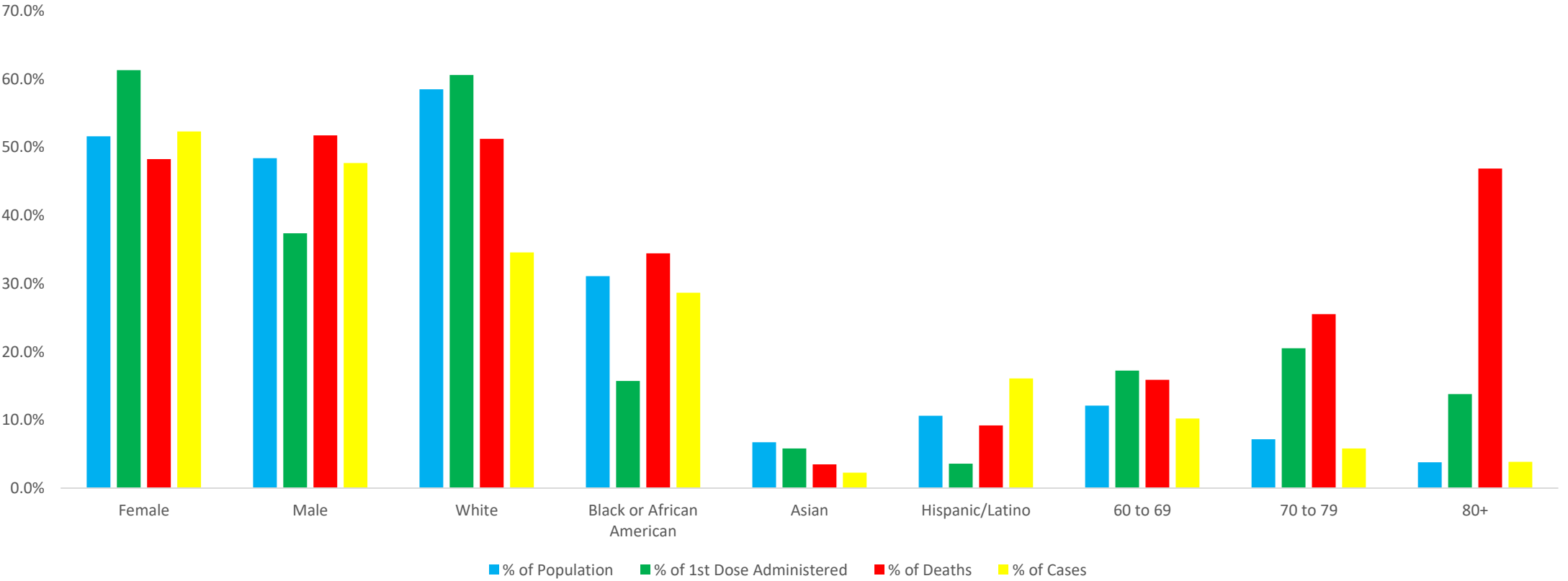


# % of Population Identified as Hispanic to % of Population with 1<sup>st</sup> Dose



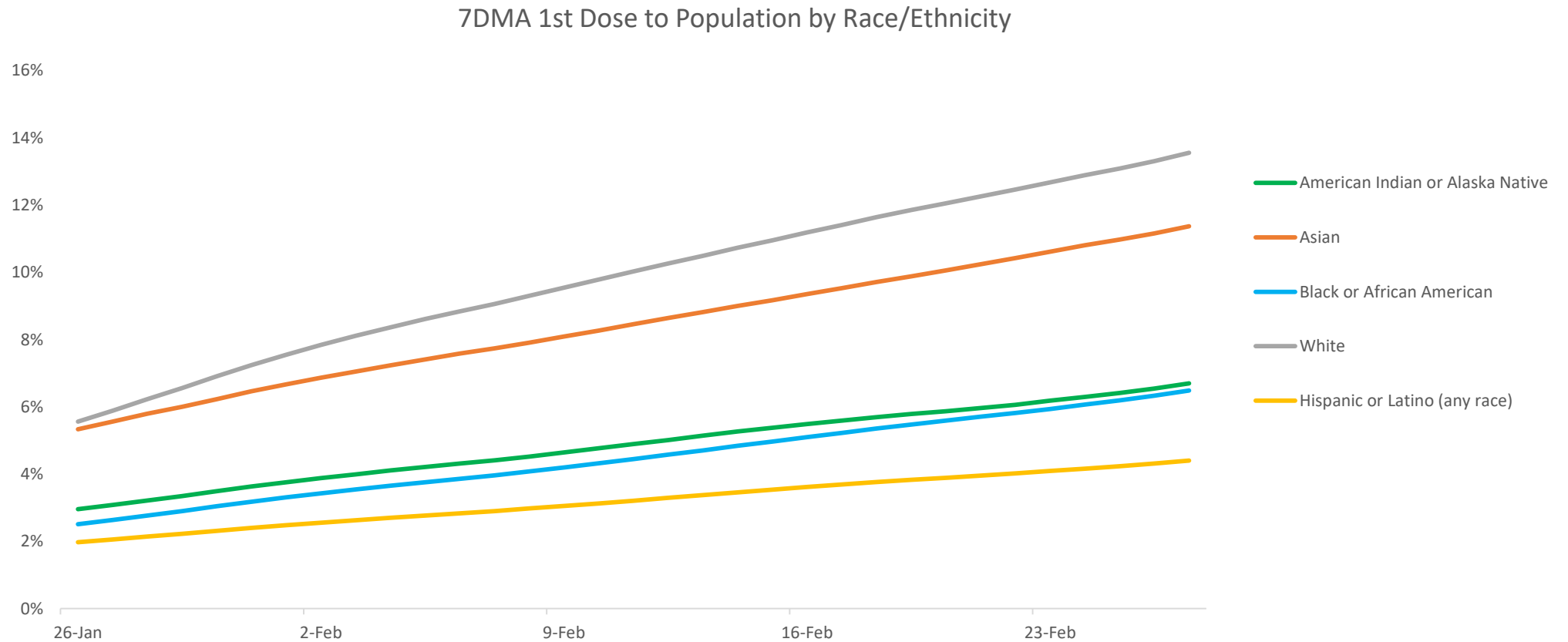
# Maryland Population Equity

COVID-19 Percentage Comparisons



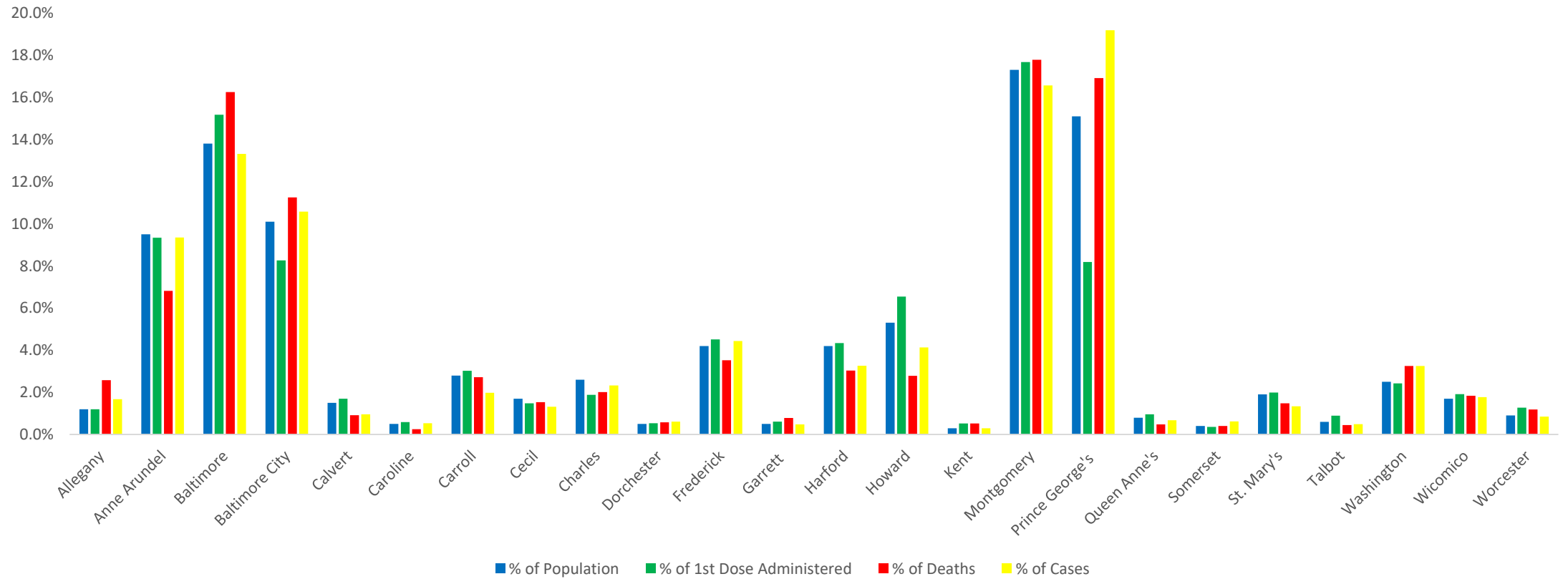


# Race/Ethnicity Comparison: 1<sup>st</sup> Dose to Population



# County by County Comparison

COVID-19 Percentage Comparisons for Counties





# UPDATE ON VACCINE EQUITY INITIATIVES

Dennis R. Schrader, Acting Secretary  
Maryland Department of Health

# JOHNSON & JOHNSON

---

- Following federal guidance to make J&J available to all communities
- We will receive 49,600 initial doses of J&J, and we are distributing it across all providers.
- Note that this is an initial allocation.

# EXPANDING ACCESS

---

- The COVID-19 vaccination support center has now booked 26,714 appointments
- PrepMod upgrade for counties will be in place this week
- Pre-registration is on track to launch by mid-March.

# TEXT-BASED OUTREACH

---

Prince George's County  
Vaccination Wait List: Can you  
attend a first dose COVID-19  
vaccine appointment  
TOMORROW at Six Flags (13710  
Central Ave, Bowie, MD 20721)?

You must respond by 6am Mon  
3/1. If we don't hear from you,  
we'll send another invitation in  
the next week.

A COVID-19 vaccine  
appointment has been made  
available for Polka-TEST Dot-  
TEST. Only 1 person can get the  
vaccine for each appointment.  
You cannot share or trade an  
appointment.

Reply Y to schedule now.  
Reply N to refuse.

Are you eligible for the 1A, 1B or  
1C vaccination group? Reply Y  
for Yes, N for No.

Not sure? Check your eligibility  
here: [go.md.gov/mv/info](https://go.md.gov/mv/info)

Your COVID-19 vaccine  
appointments were scheduled!  
You will get separate  
confirmation messages with  
details shortly.

- **Conducting text-based outreach to priority populations in Prince George's County.**
- **370 appointments for Six Flags over the weekend using this approach.**

# VACCINE EQUITY TASK FORCE

---

- BG Janeen Birckhead, Maryland National Guard
- Lt. Governor Boyd K. Rutherford
- Maryland Office of Minority Health and Health Disparities Director Dr. Noel Brathwaite and Deputy Director Dr. Mark Martin
- Assistant Medicaid Director Tricia Roddy

# EQUITY POP-UP CLINICS

---

## NEW SHILOH BAPTIST



### Jurisdiction:

Baltimore City

### Expected Volume:

- 50 vaccinations Feb. 27, 2021
- 250 vaccinations March 6, 2021
- Anticipated second doses scheduled for March 27 and April 3, 2021

### Method of Registration:

- PrepMod
- Pre-registration through community site coordinator or on-site

### Vaccines by manufacturer:

- Moderna

### Coordination for second course vaccination:

- All 2<sup>nd</sup> doses will be written on card given to patient during 1<sup>st</sup> vaccine
- Reminder email/ call coordinated through PrepMod days before next vaccine

### State/Local/Private Sector Partners:

- Safeway
- New Shiloh Baptist congregation



# EQUITY POP-UP CLINICS

---

## SACRED HEART OF JESUS



### Jurisdiction:

Baltimore City

### Expected Volume:

- 150 vaccinations Feb. 26, 2021
- Anticipated second dose scheduled for March 26, 2021

### Method of Registration:

- Epic System
- Pre-registration through community site coordinator or on-site

### Vaccines by manufacturer:

- Moderna

### Coordination for second course vaccination:

- All 2<sup>nd</sup> doses will be written on card given to patient during 1<sup>st</sup> vaccine
- Reminder email/ call coordinated through Epic System days before next vaccine

### State/Local/Private Sector Partners:

- John Hopkins Medical Institute (JHMI)
- Sacred Heart congregation

# CONVENTION CENTER SITE

---



- Pivoting to focus on vulnerable communities
- Algorithms for appointment prioritization
- Aggressive community engagement
- Continued refinement of outreach technologies

# VACCINE CONFIDENCE CAMPAIGN

---

- Sound truck deployed to targeted Prince George's County zip codes
- Continued rollout of PSAs with trusted community figures

