

**DE0201**  
**Board of Public Works**

***Capital Budget Summary***

---

**State-owned *Capital Improvement Program***  
**(\$ in Millions)**

<b>Projects</b>	<b><i>Prior Auth.</i></b>	<b><i>2016 Request</i></b>	<b><i>2017 Est.</i></b>	<b><i>2018 Est.</i></b>	<b><i>2019 Est.</i></b>	<b><i>2020 Est.</i></b>	<b><i>Beyond CIP</i></b>
Annapolis Post Office Renovation and Addition	\$4.133	\$0.000	\$5.100	\$4.900	\$0.000	\$0.000	\$0.000
State House Complex Security Upgrades	0.250	0.000	0.000	0.000	2.000	0.000	0.000
Renovation of the Legislative Services Building	0.000	0.000	0.000	0.000	0.000	0.650	21.450
<b>Total</b>	<b>\$4.383</b>	<b>\$0.000</b>	<b>\$5.100</b>	<b>\$4.900</b>	<b>\$2.000</b>	<b>\$0.650</b>	<b>\$21.450</b>

<b><i>Fund Source</i></b>	<b><i>Prior Auth.</i></b>	<b><i>2016 Request</i></b>	<b><i>2017 Est.</i></b>	<b><i>2018 Est.</i></b>	<b><i>2019 Est.</i></b>	<b><i>2020 Est.</i></b>	<b><i>Beyond CIP</i></b>
GO Bonds	\$4.383	\$0.000	\$5.100	\$4.900	\$2.000	\$0.650	\$21.450
<b>Total</b>	<b>\$4.383</b>	<b>\$0.000</b>	<b>\$5.100</b>	<b>\$4.900</b>	<b>\$2.000</b>	<b>\$0.650</b>	<b>\$21.450</b>

CIP: *Capital Improvement Program*  
GO: general obligation

**Grant and Loan Capital Improvement Program**  
**(\$ in Millions)**

<i><b>Program</b></i>	<i><b>2014 Approp.</b></i>	<i><b>2015 Approp.</b></i>	<i><b>2016 Request</b></i>	<i><b>2017 Est.</b></i>	<i><b>2018 Est.</b></i>	<i><b>2019 Est.</b></i>	<i><b>2020 Est.</b></i>
-----------------------	--------------------------------	--------------------------------	--------------------------------	-----------------------------	-----------------------------	-----------------------------	-----------------------------

Construction Contingency Fund	\$0.000	\$0.000	\$2.500	\$0.000	\$2.500	\$0.000	\$2.500
Facilities Renewal Fund	15.000	15.000	7.475	15.000	15.000	15.000	15.000
<b>Total</b>	<b>\$15.000</b>	<b>\$15.000</b>	<b>\$9.975</b>	<b>\$15.000</b>	<b>\$17.500</b>	<b>\$15.000</b>	<b>\$17.500</b>

<i><b>Fund Source</b></i>	<i><b>2014 Approp.</b></i>	<i><b>2015 Approp.</b></i>	<i><b>2016 Request</b></i>	<i><b>2017 Est.</b></i>	<i><b>2018 Est.</b></i>	<i><b>2019 Est.</b></i>	<i><b>2020 Est.</b></i>
---------------------------	--------------------------------	--------------------------------	--------------------------------	-----------------------------	-----------------------------	-----------------------------	-----------------------------

GO Bonds	\$15.000	\$15.000	\$9.975	\$15.000	\$17.500	\$15.000	\$17.500
<b>Total</b>	<b>\$15.000</b>	<b>\$15.000</b>	<b>\$9.975</b>	<b>\$15.000</b>	<b>\$17.500</b>	<b>\$15.000</b>	<b>\$17.500</b>

GO: general obligation

## **Summary of Recommended Bond Actions**

---

### **Funds**

1. Construction Contingency Fund

Approve funding for the Construction Contingency Fund.

2. Facilities Renewal Program

Approve funding for the Facilities Renewal Fund.

3. Section 2 – Board of Public Works – State Government Center

Approve de-authorization of general obligation bond funds for the State Government Center.

4. Section 2 – Board of Public Works State House – Old House of Delegate Chamber

Approve de-authorization of general obligation bond funds for the State House – Old House of Delegates Chamber.

5. Section 2 – Saratoga State Center – Garage Improvements

\$4,445,000 GO

De-authorize funds to Saratoga Center Garage annex as the current status of the project is still on hold due to ownership issues.

6. Section 2 – Board of Public Works – William Donald Schaefer Tower

Approve de-authorization of funds to replace the fire alarm system in the William Donald Schaefer Tower.

## ***Program Description***

---

**Facilities Renewal Program:** This program provides funds for the repair and rehabilitation of State-owned capital facilities. The Facilities Renewal Program funds projects that cost between \$100,000 and \$2,500,000, excluding higher education projects, which are funded through separate appropriations.

**Construction Contingency Fund:** This is a supplementary funding source for State construction projects. Expenditures from the fund must be approved by the Board of Public Works (BPW) and may only be used for State-owned capital projects that have already received funding authorization from the General Assembly in instances where the prior authorized funds are insufficient to fund the initial construction award or to cover change orders that do not increase the scope of a project.

## ***Budget Overview***

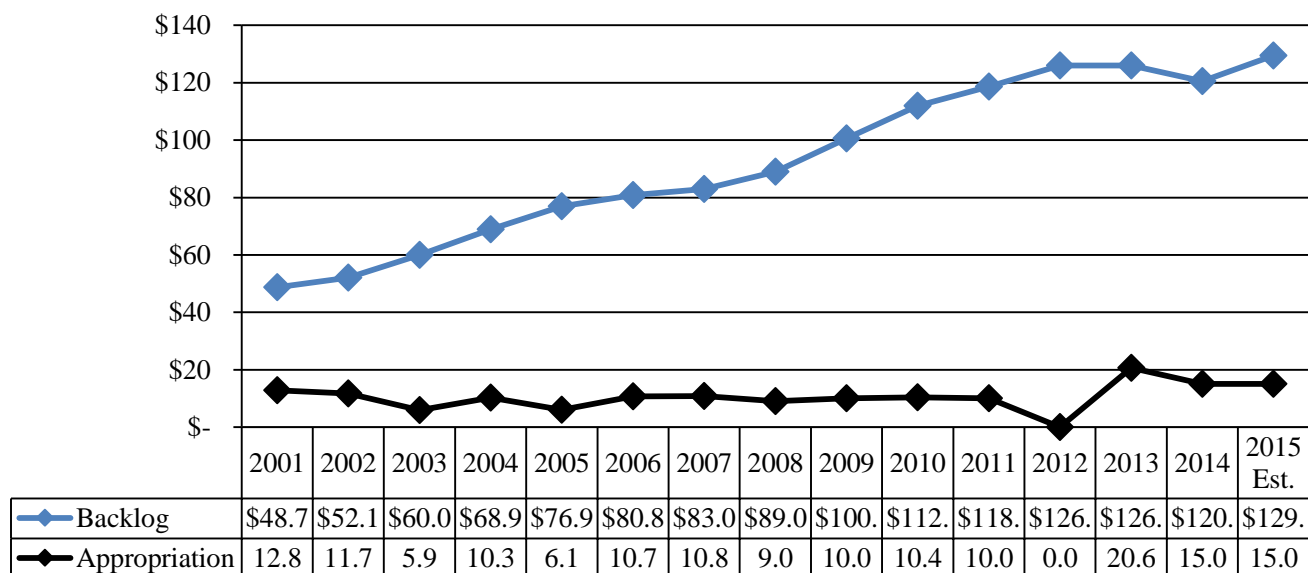
---

### **Facilities Renewal Program**

The Facilities Renewal Program is a continuing long-term effort, which will require funding beyond fiscal 2020. As **Exhibit 1** shows, the current backlog for projects is over \$129.5 million. The backlog of State-owned projects is based upon a list of all projects requested by agencies. DGS determines the priorities on the funding of projects in the backlog. The current 2015 appropriation is \$15.0 million. The Department of General Services (DGS) received no appropriation in fiscal 2012 for the program, based on the amount of outstanding unencumbered funds within the program. They were able to encumber most of the funds at the end of the year and received an appropriation of \$20.6 million in fiscal 2013. Funding for the Facilities Renewal Program is halved to \$7.5 million in the fiscal 2016 allowance.

For fiscal 2006 to 2011, the program averaged \$10.1 million, which is illustrated in Exhibit 1. This amount of funding was sufficient to keep the backlog from decreasing annually until fiscal 2013. More funding was provided in fiscal 2012 to hire project managers to deal with the issue of encumbrance of funds and administer more projects. In fiscal 2013, the State provided an unprecedented level of funding in part because the programs received additional operating support and, in part, to fund as many projects during the recession as possible to assist with the economy and begin to reduce the backlog. This was the first and only year the State provided additional funding for emergency projects, which can undermine efforts to administer programmed and planned projects and contribute to the backlog of projects. As shown in Exhibit 1, fiscal 2013 was the only year in which the backlog of projects was reduced. Prior studies conducted by DGS have consistently cited the need for annual funding levels of \$15.0 million to be able to keep the backlog from increasing due to general demand and the need to address emergency projects. While the funding level for fiscal 2014 and 2015 meet the \$15.0 million threshold, the Department of Legislative Services notes that, as reported by DGS, the backlog is expected to increase in fiscal 2015 at a rate greater than when the State was only providing \$10.0 million annually on average.

**Exhibit 1**  
**Facility Renewal Funding and Backlog**  
**Fiscal 2001-2015 Est.**  
**(\$ in Millions)**

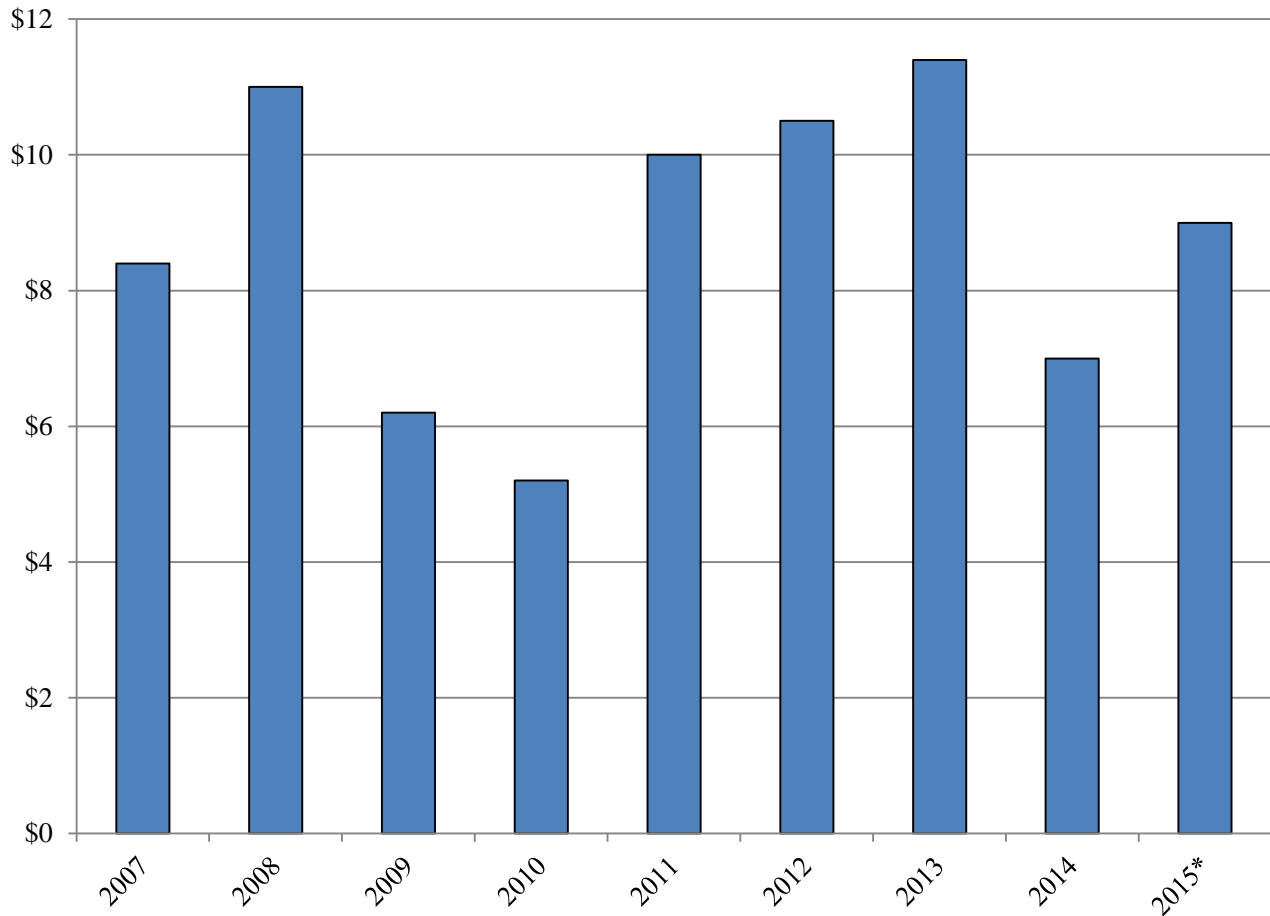


Source: Department of General Services

By the end of the fiscal year, DGS reports that \$21.0 million of funds will be left unencumbered. Those funds can still be used in fiscal 2016 as encumbrances, for many projects in the backlog typically occur up to two years after funds were first appropriated. DGS was able to encumber \$11.1 million in fiscal 2014. In fiscal 2014, DGS was able to implement new program procedures and hired an additional project manager to ensure projects are processed and completed quicker. These changes have had an effect as the encumbrance amount between fiscal 2013 and 2014 nearly doubled from \$5.7 million to \$11.1 million. Additionally, the project cap will increase from \$1.0 million to \$2.5 million in fiscal 2016, and this change should enable DGS to undertake larger projects more efficiently.

Because of the large amount of unencumbered funds, a \$7.5 million appropriation for the Facilities Renewal Fund is in the fiscal 2016 allowance. The \$7.5 million will probably not be sufficient in reducing the backlog in the upcoming year and depends partly on how many emergency projects DGS must address during the year. As shown in **Exhibit 2**, the average backlog added each year between fiscal 2007 and 2014 is about \$8.7 million per year. The average cost for emergency projects

**Exhibit 2**  
**Cost of Projects Added to Backlog by Calendar Year**  
**Fiscal 2007-2015\***  
**(\$ in Millions)**



\*Through February 27, 2015

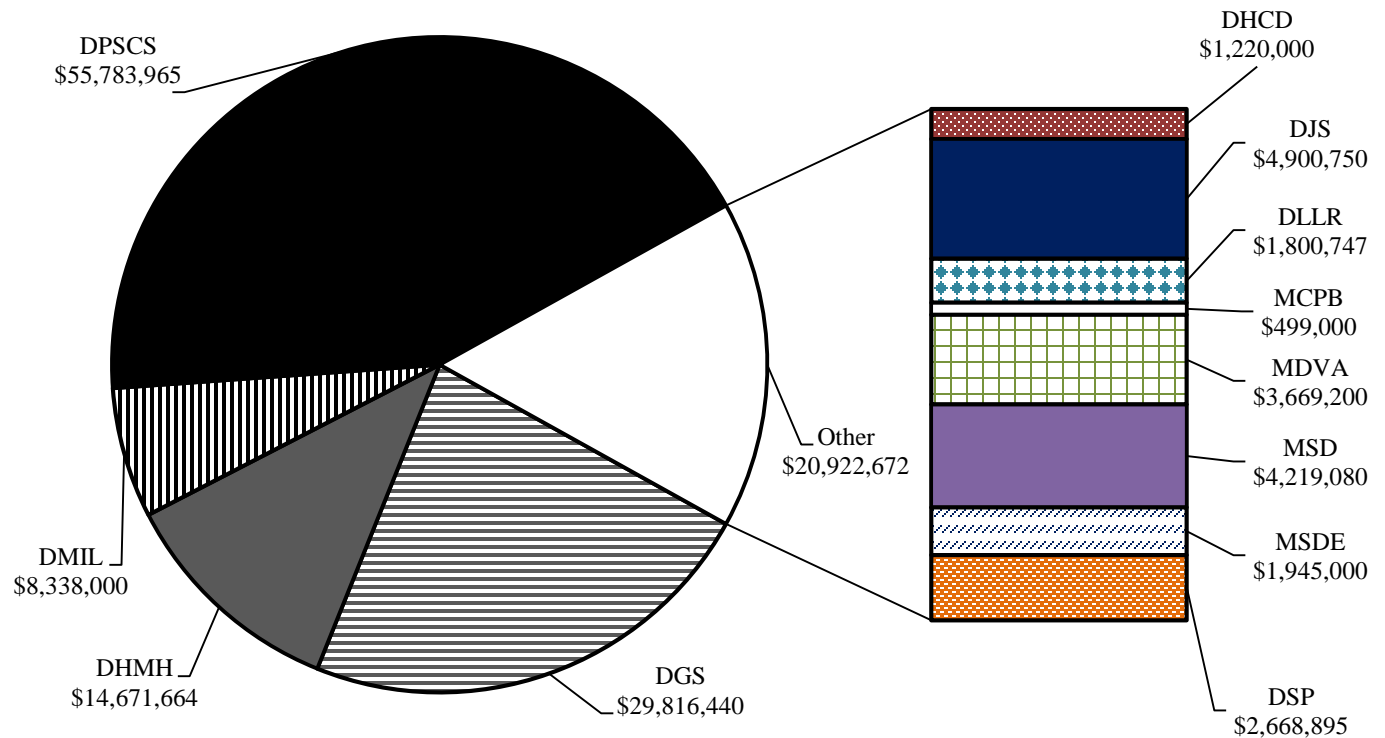
Source: Department of General Services

---

each year between fiscal 2007 and 2014 is \$2.8 million per year. The backlog would increase again if the amount of emergency projects and the amount of new backlog projects added came in at the average. Fifty new projects were added to the backlog in fiscal 2014 and, so far, 70 projects have been added in fiscal 2015. The increase in both fiscal years is above the average 33 projects added each year since fiscal 2007.

**Exhibit 3** shows the cost of projects on the backlog by agency. The majority of the total backlog cost stems from projects within DGS, the Department of Public Safety and Correctional Services, and the Department of Health and Mental Hygiene.

**Exhibit 3**  
**Facility Renewal Funding and Backlog by Agency**  
**as of February 28, 2015**



DGS: Department of General Services  
 DHCD: Department of Housing and Community Development  
 DHMH: Department of Health and Mental Hygiene  
 DJS: Department of Juvenile Services  
 DLLR: Department of Labor, Licensing, and Regulation  
 DMIL: Military Department  
 DPSCS: Department of Public Safety and Correctional Services  
 DSP: Department of State Police  
 MCPB: Maryland Center for Public Broadcasting  
 MDVA: Maryland Department of Veterans Affairs  
 MSD: Maryland School for the Deaf  
 MSDE: Maryland State Department of Education

Source: Department of General Services

## Construction Contingency Fund

Section 3-609 of the State Finance and Procurement Article establishes the Construction Contingency Fund (CCF) as a supplementary funding source for State construction projects. Expenditures from the fund must be approved by BPW and may only be used for State-owned capital projects that have already received funding authorization from the General Assembly in instances where the prior authorized funds are insufficient to fund the initial construction award or to cover change orders that do not increase the scope of a project. **Appendix 1** shows the CCF funding uses and sources from calendar 2003 through the end of calendar 2014. Following a \$3,000,000 expenditure for The University of Maryland Center Environmental Science Truitt Laboratory Replacement Building, the fund had a \$2,088,457 ending balance in calendar 2014. This was the largest expenditure the CCF has had since 2007. The last time the State provided direct authorization to the fund was in the 2008 session. The current *Capital Improvement Program* anticipates authorizations to the fund of \$2.5 million every other year in fiscal 2016, 2018, and 2020. With such a low fund balance and many of the State projects exceeding \$100,000,000, the amount in the CCF could easily be depleted especially if the construction market begins to accelerate.

## Summary of Other Projects in the Capital Improvement Program

**State House Complex Security Upgrades:** This project will provide video monitoring and door and window alarms to increase the security of staff, documents, and State property. The digital technologies used will provide for instantaneous access to surveillance of the areas and support central monitoring and analysis at State security headquarters. Existing equipment utilizes obsolete technology and does not permit central monitoring.

**Renovation of the Legislative Services Building:** This project provides for the renovation of the Legislative Services Building in the Annapolis State Government Complex. The building was constructed in 1976 and its mechanical; electrical; and heating, ventilation, and air conditioning (HVAC) systems have reached the end of their useful lives.

**Annapolis Post Office Renovation and Addition:** As shown in **Exhibit 4**, this project was deferred in fiscal 2016 to renovate and expand the existing Annapolis Post Office building. It includes a complete renovation of the building infrastructure, restoration of the historical components of the building, and the construction of a major addition on the site of the adjacent surface parking lot. The renovation includes HVAC, plumbing, electrical, roof, windows, and floor renovation. The U.S. Postal Service currently occupies the facility but is required to vacate it no later than August 2015. Funds given to the program have not been authorized by DBM to be used. The project has not progressed to date due to the lack of direction to DGS regarding the ultimate occupancy of the building. A decision on building occupancy will impact the design of the projects. DGS will initiate a building condition assessment in April 2015.



---

**Exhibit 4**  
**Projects Deferred**  
**Fiscal 2016**  
**(\$ in Millions)**

Project	Description	Reason for Deferral
Annapolis Post Office Renovation and Addition	Deferred from fiscal 2016 to 2017.	Unresolved program scope issues and scheduling delays.

Source: Department of Budget and Management, 2015 *Capital Improvement Program*

---

**Projects Removed from the *Capital Improvement Program***

As shown in **Exhibit 5**, there is one related project removed from the CIP.

---

**Exhibit 5**  
**Projects Removed from the *Capital Improvement Program***  
**Fiscal 2016**  
**(\$ in Millions)**

Project	Description	Reason for Removal
Fuel Storage Tank Replacement Program	Funding deleted from fiscal 2016.	Previously authorized funds are sufficient to meet current needs.

Source: Department of Budget and Management, 2015 *Capital Improvement Program*

---

***Pre-authorizations and De-authorizations***

---

As shown in **Exhibit 6**, there are three related de-authorizations and no pre-authorizations in the fiscal 2016 budget.

**Exhibit 6**  
**Pre-authorizations and De-authorizations**

<b>De-authorizations</b>		
<b>Project</b>	<b>De-authorized Amount</b>	<b>Reason</b>
State Government Center	\$503,983	Phases 2-4 cancelled.
State House – Old House of Delegates	\$125,000	Project is complete.
William Donald Schaefer Tower – Replace Fire Alarm System	\$275,000	Project is complete

Source: Department of Budget and Management, 2015 *Capital Improvement Program*

---

## ***GO Bond Recommended Actions***

---

1. Approve funding for the Construction Contingency Fund.
2. Approve funding for the Facilities Renewal Fund.
3. Approve de-authorization of general obligation bond funds for the State Government Center.
4. Approve de-authorization of general obligation bond funds for the State House – Old House of Delegates Chamber.
5. De-authorize funds to Saratoga Center Garage annex as the current status of the project is still on hold due to ownership issues.

ZF2450	Section 2 – Saratoga State Center – Garage Improvements .....	\$ 0
--------	---	------

Add the following language:

STATE GOVERNMENT CENTER – BALTIMORE  
(Baltimore City)

- (C) Saratoga State Center – Garage Improvements. Provide funds to construct garage improvements at the Saratoga State Center ..... [4,445,000]  
0

**Explanation:** The design for the Saratoga Center Garage annex was completed in early 2013. Bidding and construction has been on hold since then due to ownership and title issues to buildings at 310 and 311 West Saratoga Street between the Department of General Services and Baltimore City. \$4,445,000 is still authorized for construction, and it is recommended to de-authorize the funds as there is little movement in resolving the ownership issues.

6. Approve de-authorization of funds to replace the fire alarm system in the William Donald Schaefer Tower.

## Construction Contingency Fund Summary Calendar 2003-2014

	<u>2003</u>	<u>2004</u>	<u>2005</u>	<u>2006</u>	<u>2007</u>	<u>2008</u>	<u>2009</u>	<u>2010</u>	<u>2011</u>	<u>2012</u>	<u>2013</u>	<u>2014</u>
<b>Beginning Balance</b>	<b>\$218,415</b>	<b>\$1,403,621</b>	<b>\$3,819,156</b>	<b>\$5,080,702</b>	<b>\$1,902,036</b>	<b>\$4,081,870</b>	<b>\$4,308,694</b>	<b>\$3,553,760</b>	<b>\$4,809,643</b>	<b>\$5,014,257</b>	<b>\$5,092,842</b>	<b>\$4,482,754</b>
Fund Transfers In	732,516	950,000	7,694,760	638,334	7,596,295	371,853	399,015	1,255,883	1,079,614	653,515	644,024	605,703
Return of Unused Funds	182,690	613,735	0	0	1,204	206,550	393,826	0	0	139,676	0	0
Appropriation	1,000,000	2,000,000	834,000	0	2,000,000	500,000	0	0	0	0	0	0
<b>Subtotal: Available Funds</b>	<b>\$2,133,621</b>	<b>\$4,967,356</b>	<b>\$12,347,916</b>	<b>\$5,719,036</b>	<b>\$11,499,535</b>	<b>\$5,160,273</b>	<b>\$5,101,535</b>	<b>\$4,809,643</b>	<b>\$5,889,257</b>	<b>\$5,807,448</b>	<b>\$5,736,866</b>	<b>\$5,088,457</b>
<b>Less Authorized Use of Funds</b>												
Groundwater Remediation – Two Facilities	\$165,000											
Springfield Hospital Food Service Center	565,000											
Bloomsbury Square Demolition and Parking		\$198,200										
140-bed Housing Unit – ECI		950,000										
Statewide Underground Storage Tanks			\$272,887									
Ventilation Improvements at WDC			1,750,000									
Academic and Administrative Complex at PSTC			808,827									
Baltimore City Juvenile Justice Center			2,000,000									
Dove Pathway Access at HSMC			150,000									
Center for Business and Graduate Studies at BSU			1,210,500									
St. John's Archeological Site Exhibit at HSMC			900,000									
Road/Parking Improvements at Calvert Cliffs			175,000									
Coppin State University				\$1,902,000								
Salisbury University				1,570,000								
MD School for the Deaf – Columbia / Elevator				345,000								
St. Mary's College – Student Services Bldg.					\$1,675,000							
Patuxent Institute – Fire Safety Improvements					5,397,665							
Baltimore City Community College – Main Bldg.					345,000							
State House Piping at Annapolis						\$300,000						
Parking Deck at Centreville						551,579						
Oyster Production Facility at UMCES							\$1,057,775					
Steam Distribution System at MCTC							490,000					
New Rockville District Court									\$875,000			
MD School for the Deaf – Bus Loop and Parking										\$394,606		
Baltimore City Detention Center – Dining Facility										320,000		
Sandy Point State Park – Bulkhead											\$386,112	
Henryton Hospital Center Demolition											868,000	
R.V. Truitt Laboratory – UMCES												\$3,000,000
<b>Subtotal: Authorized Uses</b>	<b>\$730,000</b>	<b>\$1,148,200</b>	<b>\$7,267,214</b>	<b>\$3,817,000</b>	<b>\$7,417,665</b>	<b>\$851,579</b>	<b>\$1,547,775</b>	<b>\$0</b>	<b>\$875,000</b>	<b>\$714,606</b>	<b>\$1,254,112</b>	<b>\$3,000,000</b>
<b>Ending Balance</b>	<b>\$1,403,621</b>	<b>\$3,819,156</b>	<b>\$5,080,702</b>	<b>\$1,902,036</b>	<b>\$4,081,870</b>	<b>\$4,308,694</b>	<b>\$3,553,760</b>	<b>\$4,809,643</b>	<b>\$5,014,257</b>	<b>\$5,092,842</b>	<b>\$4,482,754</b>	<b>\$2,088,457</b>

Bldg.: building  
BSU: Bowie State University  
ECI: Eastern Correctional Institution

HSMC: Historic St. Mary's City Commission  
MCTC: Maryland Correctional Training Center  
MD: Maryland

PSTC: Public Safety Training Center  
UMCES: Univ. of MD Center for Environmental  
WDC: Women's Detention Center

Source: Department of General Services

## Part II – Summary of Proposed Use of Available Funds for Current Fiscal Year

<u>Subdivision</u>	<u>Project Title</u>	<u>Project</u>	<u>Estimated Cost</u>	<u>Current Fiscal Year Amount</u>	<u>Amount Encumbered Through October 2014</u>
Allegany	Thomas B. Finan Center	Replace air handling units in administrative bldg.	\$725,000	\$725,000	
	Thomas B. Finan Center	Replace fire alarm system in various locations.	160,000	160,000	
	Thomas B. Finan Center	Replace steam boiler.	305,000	305,000	
	Thomas B. Finan Center	Upgrade and rewire outside lighting.	270,000	270,000	\$25,035
Anne Arundel	Central Services Bldg. (29 St. Johns St.)	Replace steam boiler.	175,000	175,000	
	Central Services Bldg. (29 St. Johns St.)	Replace one steam boiler (energy).	175,000	175,000	
	Legislative Services Bldg.	Replace elevator – two components.	166,000	166,000	48,537
	Annapolis Public Bldgs. and Grounds – Multiple Bldgs.	Replace 356 fan coil units.	300,000	300,000	
	House of Delegates Bldg.	Repair ceilings in parking garage.	350,000	350,000	
	House of Delegates Bldg.	Replace chimneys.	355,000	355,000	
	Clifton T. Perkins Hospital Center	Replace air handling units 5 and 6 at somatic/dietary.	120,000	120,000	49,864
	Clifton T. Perkins Hospital Center	Renovate HVAC.	852,000	852,000	
	Clifton T. Perkins Hospital Center	Replace roofs facility wide.	175,000	175,000	
	Jessup Correctional Institute	Replace HVAC at Jessup Correctional Institution/visitors.	175,000	175,000	
	Patuxent Institution – Maximum Security for Men	Replace roof on defective delinquent bldg.	367,000	367,000	

<u>Subdivision</u>	<u>Project Title</u>	<u>Project</u>	<u>Estimated Cost</u>	<u>Current Fiscal Year Amount</u>	<u>Amount Encumbered Through October 2014</u>
	Md Correctional Institution – Jessup	Replace four light poles w/mast lights.	598,000	598,000	67,415
	Md Correctional Institution – Jessup	Replace HVAC at Graphics I.	156,000	156,000	51,781
	Md Correctional Institution – Jessup	Replace HVAC at visitors bldg.	175,000	175,000	171,324
	Jessup Correctional Institute	Replace dishwasher.	181,000	181,000	16,908
	Treasury bldg. – Annapolis	Replace cupola.	370,000	370,000	
Baltimore City	6 St. Paul Centre	Replace air conditioning.	966,800	966,800	
	6 St. Paul Centre	Replace cooling tower.	999,000	999,000	
	Shillman Bldg.	Reline rain leader.	250,000	250,000	
	Shillman Bldg.	Replace pipe at cooling towers.	141,000	141,000	
	Shillman Bldg.	Replace steam pipe.	250,000	250,000	
	Baltimore Public Bldgs. and Grounds – O’Connor Building	Replace motor and fan for air handling units.	600,000	300,000	208,471
Baltimore City	District Court/Miscellaneous – Edward F. Borgerding	Replace roof.	475,000	475,000	372,577
	Civic Plaza bldg. (Nancy S. Grasmick Education Bldg.)	Upgrade infrastructure.	785,000	785,000	103,368
	Civic Plaza bldg. (Nancy S. Grasmick Education Bldg.)	Replace chiller.	250,000	250,000	
	DPSCS Baltimore Pre-release Unit Post 1	Replace boiler.	234,000	234,000	
	DPSCS Md Correctional Adjustment Center	Replace variable air volume control valves in administration bldg.	100,000	100,000	

<u>Subdivision</u>	<u>Project Title</u>	<u>Project</u>	<u>Estimated Cost</u>	<u>Current Fiscal Year Amount</u>	<u>Amount Encumbered Through October 2014</u>
Baltimore City	DPSCS Md Correctional Adjustment Center	Replace ice machines facility wide.	288,000	288,000	
	DPSCS Md House of Corrections – Males – Garage 38	Remove/replace roof.	125,000	125,000	
	DPSCS Md House of Corrections – Males	Replace sally port gate operators – site.	129,000	129,000	
	DPSCS Md House of Corrections – Males	Support service bldg. – laundry remove/replace roof.	330,000	330,000	
	Md RCDC	Replace metal roof.	134,000	134,000	
	DPSCS Md Penitentiary	Replace hot water tanks – Powerhouse.	310,000	310,000	
	DPSCS Patuxent Institution	Replace roof on re-entry facility –Halfway House.	104,000	104,000	
	DPSCS Baltimore Pre-release Unit	Replace HVAC system – Post No. 1.	116,000	116,000	
	DPSCS Central Booking and Intake Center	Renovate elevators – main bldg. (emergency).	954,000	954,000	2,410,000
	DPSCS Central Booking and Intake Center	Install filters – replacement of two cooling towers.	355,000	355,000	139,207
	DPSCS Md Penitentiary	Replace fire alarm system in various bldgs.	595,000	595,000	
	Md RCDC	Replace exterior lighting.	102,000	102,000	20,991
	Md Rehabilitation Center (Workforce and Technology Center)	Replace air handling unit #10.	150,000	150,000	299,852
Baltimore	DGS – Arbutus/Catonsville District Court/Multi-service Center	Remove/replace roof.	300,000	300,000	
	DHMH RICA Baltimore	Replace shingle roof, correct wood substrate & vent.	750,000	750,000	
	Spring Grove Hospital Center	Switchgear replacement campuswide.	294,000	294,000	49,573
	Spring Grove Hospital Center	Remove/replace 60 ton chiller – administration bldg.	328,000	328,000	

<u>Subdivision</u>	<u>Project Title</u>	<u>Project</u>	<u>Estimated Cost</u>	<u>Current Fiscal Year Amount</u>	<u>Amount Encumbered Through October 2014</u>
	Spring Grove Hospital Center	Replace built up roof on Bland Bryant bldg.	650,000	650,000	65,549
	Spring Grove Hospital Center	Replace two unit ventilators in Bland Bryant bldg.	143,000	143,000	
	Spring Grove Hospital Center	Replace ac chiller in kitchen/storage.	425,000	425,000	
	Spring Grove Hospital Center	Life safety.	318,000	318,000	312,729
	Spring Grove Hospital Center	Remove/replace 60-ton chiller at administration bldg.	328,000	328,000	
	Spring Grove Hospital Center	Replace 231 individual HVAC units.	488,000	488,000	
	Spring Grove Hospital Center	Replace server room AC unit.	176,000	176,000	18,074
	Spring Grove Hospital Center	Replace ac system in Smith medical/surgery bldg.	771,000	771,000	
	Spring Grove Hospital Center	Replace HVAC units.	120,000	120,000	
	Spring Grove Hospital Center	Remove/replace 110-ton AC chiller in White bldg.	571,000	571,000	
	Charles H. Hickey, Jr. School	Replace 8 housing units and kitchen generator.	400,000	400,000	67,724
	Charles H. Hickey, Jr. School	Replace roof.	300,000	300,000	
	Camp Fretterd Military Reservation	Replace roof on Costin Hall (102).	170,000	170,000	0,500
	Camp Fretterd Military Reservation	Gate security monitoring system.	150,000	150,000	
Baltimore City	DPSCS – Baltimore City Detention Center	Replace hot water tanks at men’s main entrance.	262,000	262,000	
Cecil	Elkton Armory	Replace heating system.	112,000	112,000	
St. Mary’s	Charlotte Hall Veterans Home	Replace fire alarm system.	700,000	700,000	93,215
Frederick	Md School for the Deaf – Frederick campus	Renovate exterior of Hessian barracks.	804,000	804,000	2,737
	Md School for the Deaf – Frederick Campus	Demolish and replace roof on Ely bldg.	300,000	300,000	



<u>Subdivision</u>	<u>Project Title</u>	<u>Project</u>	<u>Estimated Cost</u>	<u>Current Fiscal Year Amount</u>	<u>Amount Encumbered Through October 2014</u>
Frederick	Victor Cullen Center	Replace 20-year-old bldg. roof.	300,000	300,000	120,800
	Victor Cullen Center	Replace HVAC in gymnasium.	400,000	400,000	
Garrett	Savage Mountain Youth Center	Replace roof on various bldgs.	110,000	110,000	
Howard	Md School for the Deaf – Columbia Campus	Replace boiler at Steiner bldg.	200,000	200,000	73,458
	Md School for the Deaf – Columbia Campus	Demolish and replace roof on Steiner bldg.	250,000	250,000	
	Brock Bridge Correctional Facility	Resurface inmate shower/bathroom floors.	216,000	216,000	
	Patuxent Institution – Maximum Security for Men	Replace roof on commissary.	120,000	120,000	
	Patuxent Institution – Maximum Security for Women	Replace fire alarm system.	167,000	167,000	170,486
Montgomery	RICA – Rockville	Renovate HVAC in kitchen – school/admin bldg.	251,000	251,000	
Prince George’s	RICA – Cheltenham	Replace roof.	725,000	725,000	84,932
	Laurel Armory	Replace roof.	450,000	450,000	718,814
Queen Anne’s	Queen Anne Armory (Denton)	Replace roof.	350,000	350,000	
Somerset	Eastern Correctional Institution	Replace inmate cell door tracks.	600,000	600,000	
	Eastern Correctional Institution	Upgrade fire alarm in housing unit.	210,000	210,000	24,974
	Eastern Correctional Institution	Replace electrical door control system in housing unit.	996,000	996,000	157,110
	Eastern Correctional Institution	Replace electrical door control system Phase III.	284,000	284,000	

<u>Subdivision</u>	<u>Project Title</u>	<u>Project</u>	<u>Estimated Cost</u>	<u>Current Fiscal Year Amount</u>	<u>Amount Encumbered Through October 2014</u>
St. Mary's	Charlotte Hall Veterans Home	Modernize core elevators one to three in main bldg.	445,000	445,000	61,066
Washington	Potomac Center	Replace AC system activities building.	530,000	530,000	130,181
	Potomac Center	Replace rooftop AC units – cottage 1.	152,000	152,000	
	Potomac Center	Replace rooftop AC – cottage 3.	121,000	121,000	62,892
	Potomac Center	Replace rooftop AC units infirmary,	190,000	190,000	
	Md Correctional Institution – Hagerstown	Replace built-up roofing system on 192 Antietam housing.	527,000	527,000	
	Md Correctional Institution – Hagerstown	Replace five sliding grilles in main entrance.	105,000	105,000	
	Md Correctional Institution – Hagerstown	Replace HVAC, electrical system in education bldg.	500,000	500,000	
	Md Correctional Institution – Hagerstown	Replace roof on multi-purpose bldg.	625,000	625,000	
	Md Correctional Training Center – Hagerstown	Replace chilled water HVAC in administration bldg.	322,000	322,000	
	Md Correctional Training Center – Hagerstown	Replace chilled water HVAC at administration bldg.	322,000	322,000	282,011
	Md Correctional Training Center – Hagerstown	Replace boiler for emergency housing.	330,000	330,000	34,280
	Md Correctional Training Center – Hagerstown	Replace roof on administration bldg.	645,000	645,000	31,385
	Md Correctional Training Center – Hagerstown	Replace roof on gymnasium.	130,000	130,000	
	Roxbury Correctional Institution	Replace ice machine.	136,000	136,000	
Wicomico	Holly Center	Replace condensing units and air handling units – Cottage 200.	110,000	Cancelled	

<u>Subdivision</u>	<u>Project Title</u>	<u>Project</u>	<u>Estimated Cost</u>	<u>Current Fiscal Year Amount</u>	<u>Amount Encumbered Through October 2014</u>
	Holly Center	Replace key locks w/card locks.	132,000	132,000	
	Poplar Hill Pre-release Center	Renovate shower/bathroom on main facility/housing.	285,000	285,000	
	Poplar Hill Pre-release Center	Replace water & heating boiler.	166,000	166,000	
Baltimore City	Md Rehabilitation Center (Workforce and Technology Center)	Replace water piping and valves.	99,000	999,000	940,539

AC: air conditioning  
 Bldg.: building  
 DGS: Department of General Services  
 DHMH: Department of Health and Mental Hygiene  
 DPSCS: Department of Public Safety and Correction Services  
 HVAC: heating, ventilation, and air conditioning  
 MD: Maryland  
 RCDC: Reception, Diagnostic, and Classification Center  
 RICA: Regional Institute for Children and Adolescents

Source: Department of General Services