



Testimony of the Maryland Horse Council on SB 475 - Talbot County -
Deer and Turkey Hunting - Sundays: OPPOSE

- ❖ **A majority of Marylanders oppose Sunday hunting.** An independent statewide poll conducted by Gonzales Research and Media Services in 2018 found that 68.9% of respondents oppose Sunday hunting, and 78% would decide to alter their recreational plans to avoid hunters. In a Maryland Horse Council 2016 poll, 85% of respondents said they changed their schedules or riding locations to avoid encountering hunters. Even DNR's own commissioned survey found that a majority of the general population does not favor Sunday hunting and does not want to see it expanded.¹
- ❖ **This bill would expand hunting in Talbot from only seven Sundays to every Sunday for three and a half months in the Fall and Winter, plus an additional Sunday in the Spring.**
- ❖ **This bill would allow Sunday hunting on public as well as private land.** Since the advent of the pandemic, widespread use of outdoor recreation and natural resources by the general public has only increased. For example, attendance at Maryland State Parks in 2020 increased 45% over 2019, which was also a record year.² **Now is not the time to increase general public exposure to possible hunting risks.**
- ❖ **The Department of Natural Resources (DNR), has recently begun to conclude that the deer population in Maryland has stabilized, and additional deer reduction measures are not needed and even contraindicated.** The deer population in Maryland has declined from a high of almost 300,000 in 2002 to just over 200,000 now. DNR recently reduced bag limits (i.e., the number of deer allowed to be taken), implicitly acknowledging that reducing the deer population is not a priority. According to DNR's recent survey, hunters want to see the deer population maintained or increased.
- ❖ **Deer over population is a serious health, public safety and economic problem in Maryland. However, Sunday hunting is demonstrably not an effective solution to that problem. For example, in all but one of the five Maryland counties that vastly expanded Sunday hunting, the deer harvest has fallen. (See footnote 7)**
- ❖ Therefore, **Sunday hunting is not an effective deer management tool; it is rather a hunter convenience tool.** Convenience is surely a benefit, but it is a benefit that should be available to all constituents equitably, not just one small segment. According to the DNR survey, only 8% of the general population have hunted in the last 2 years, and 84% have never hunted at all.
- ❖ **The Maryland horse industry represents \$2.1 billion in economic impact; 28,000 jobs; \$1 billion in annual spending by participants; \$78 million in tax revenue. Over \$73 million in infrastructure improvements to public and private facilities around the state. There are over**

¹ https://dnr.maryland.gov/wildlife/Documents/2018_DeerPublicOpinionSurvey.pdf

² <https://news.maryland.gov/dnr/2021/02/04/lt-governor-boyd-k-rutherford-maryland-department-of-natural-resources-announce-45-percent-increase-in-maryland-state-parks-attendance-in-2020/>

100,000 horses in Maryland (more per square mile than any state in the Union), and 51.8% of Maryland households contain horse enthusiasts.³ There are horses in every county in the state.⁴ The majority of Maryland riders are trail riders.⁵

The Maryland Horse Council (MHC) is a membership-based, umbrella trade association of the entire horse industry in Maryland. Our membership includes over 40 breed, interest and discipline associations, plus horse farms and stables, horse-related businesses, and horse owners representing all facets of the Maryland equestrian community, from the owners of race horses and race tracks, to the owners of international level competition horses, local sport horses, trail horses or just beloved retired companion horses. The owner of Pimlico, Laurel and Rosecroft racetracks is a member, as are vets, tack stores, and other farms, businesses and enthusiasts throughout the state. As such, we stand for over 30,000 Marylanders. Every Maryland county, without exception, is home to hundreds to thousands of horses. (See footnote 3) There are more horse per square mile in Maryland than in any state in the Union. (See attached fact sheet.)

The horse industry in Maryland is a large, engaged and thriving constituency, and a strong economic engine: 28,000 direct equine related jobs; 16,000 properties occupying over 705,000 acres (almost 10% of Maryland's total land area, and over 25% of Maryland's agricultural land) The industry represents \$2.1 billion in annual economic impact, generating \$78 million in annual tax revenue. Horse industry participants spend \$1 billion dollars annually. There are currently \$73 million dollars in infrastructure investments planned or in the pipeline for public and private equestrian facilities throughout the state. Thus, legislative actions that affect the equine industry have a broad economic effect.

POSITION

The Horse Council opposes SB 475.

BACKGROUND

For over 20 years, the Maryland Horse Council has worked to ensure fair use of shared natural resources during hunting seasons, by seeking to preserve Sundays as the one day of the week when children and adults who are hikers, birdwatchers, dog walkers, trail riders and other outdoor enthusiasts could enjoy the outdoors without concern for adverse interactions with hunters. Almost 20 years ago, we helped defeat a number of statewide Sunday hunting bills. Proponents of Sunday hunting then changed tactics, seeking to introduce Sunday hunting on a county-by-county basis, which we also opposed vigorously. Sometimes they were successful; sometimes not. When they were successful, they succeeded in making an already complicated situation more complicated, making it more difficult for others to plan their outings, and for Natural Resources Police to effectively crack down on poachers and irresponsible hunters,

³ See attached fact sheet.

⁴ According to the 2010 Maryland Equine Census (current numbers are likely about 25% higher, based on current total statewide population): Allegany 350; Baltimore 8950; Carroll 6050; Frederick 7850; Garrett 1500; Harford 6200; Howard 4350; Montgomery 7900; Washington 3750; Anne Arundel 4500; Calvert 1350; Charles 1750; Prince George's 7100; Saint Mary's 2300; Caroline 1300; Cecil 6200; Kent 1200; Queen Anne's 1700; Talbot 1500; Dorchester 350; Somerset 270; Wicomico 1800; Worcester 880

⁵ <http://equiery.com/trail-riding-tops-reader-survey/>

which has caused even more negative encounters between irresponsible hunters and other users.⁶

The Maryland Horse Council has proposed reasonable compromises that would still allow fair use of shared natural resources, by cutting off Sunday hunting, where allowed, at 10:30 am. This compromise still gives both hunters and trail riders and others plenty of Sunday access to opportunities. This compromise has been embraced by some legislators, who have praised the Horse Council for this reasonable approach, and it has been adopted by Montgomery, Kent and Wicomico Counties. Now we are facing a bill that would add more days of all day Sunday hunting in Talbot County. This bill does nothing to improve the situation for Natural Resources Police and continues to infringe on the fair rights of other users of our shared natural resources in Maryland.

The issue of recreational Sunday hunting is certainly a fraught one. In a November 2018 independent Gonzales statewide poll, the vast majority of respondents opposed Sunday hunting:

SUNDAY HUNTING Oppose 68.9%; Favor 21.9%

Breakdown:

Strongly Favor 13.5%

Somewhat Favor 8.4%

Somewhat Oppose 15.4%

Strongly Oppose 53.5%

These majorities opposed to Sunday hunting are true in Baltimore Metro, Washington Metro AND Rural areas. Rural Maryland opposed Sunday hunting 60.5% vs 34.1% in favor. Even DNR's own commissioned survey found that a majority of the general population does not favor Sunday hunting and does not want to see it expanded. (See footnote 1.) This bill directly contravenes that clear public opinion.

It is important to make clear that the Horse Council is not opposed to hunting. Many of our members are hunters of deer, other game mammals and game birds. We just want to ensure that everyone has a safe option for enjoyment of the outdoors, especially in this time of COVID. According to DNR's survey, only 8% of the general population has hunted in the last two years, and 84% has never hunted. Compare that with the 24% who reported making frequent or occasional trips specifically to view and experience wildlife in their native habitat for photography or other non-hunting purposes. (See footnote 1.) Since this survey, it is clear that the COVID pandemic has dramatically increased the level of outdoor activity and use of natural resources. DNR recently announced, for example, that 2020 State Park attendance increased by 45% to 21.5 million visitors. ***Lt. Governor Rutherford stated: "With the ongoing COVID-19 pandemic changing the way we live, work, and play, more and more Marylanders are finding affordable, socially-distant, and family-friendly recreation opportunities at our parks and public lands,"*** (See footnote 2.) Many of these new users are unfamiliar with the rules of hunting and hunting seasons, and are unaware that they may encounter hunters in the woods. Now is not the time to roll the dice and increase the chances of

⁶ In a 2016 Maryland Horse Council survey, 35% of respondents reported "adverse incidents" with hunters while trail riding, ranging from rudeness to deliberate attempts to spook horses, threatening with firearms, and firing of "warning" shots. Significant percentages of DNR's survey respondents also reported problems when encountering hunters.

potential adverse interactions between hunters and members of the public who are relatively new to the outdoors.

Through our years of studying DNR data, we are unconvinced that recreational hunting is the best solution for deer overpopulation. These data reveal that despite expansion of Sunday hunting in some other jurisdictions, deer harvest numbers are dropping. (And given the widely acknowledged “ghost doe” problem (i.e., some hunters phone in false reports of the number of does harvested, in order to become eligible to shoot a trophy buck), those numbers may actually be artificially inflated.) We have looked at DNR harvest numbers in the five counties that have had a large number of Sunday hunting days added in recent years. In all but one of the counties, the harvest numbers declined substantially after Sundays were added.⁷

It is sometimes argued that the declining numbers of recreational hunters is in part responsible for the declining harvest, but that begs the question of whether relying on recreational hunters is therefore “backing the wrong horse” in the effort to reduce the deer population. ***Adding Sundays demonstrably does not increase the harvest; it just affords recreational hunters the luxury of choosing which weekend day to devote to hunting, thereby spreading the same number of deer kills over seven days instead of six. In the DNR survey, almost 60% of the hunters did not indicate that they would harvest more deer if Sundays were available.*** So adding Sundays is arguably more a matter of hunter convenience than sound deer management. Convenience is surely a benefit, but it is a benefit that should be available to all constituents equitably, not just one small segment. According to DNR’s survey, only 8% of the general population has hunted in the last two years, and 84% has never hunted. Compare that with the 24% who reported making frequent or occasional trips specifically to view and

⁷Allegany - An increase of from 6 to 13 Sundays from 2013 to 2016. Harvest decline. **In 2013-2014, the total harvest was 3636** (with 5 Archery (“A”) and 1 Firearms (“FA”) Sundays); in 2014-2015, the total harvest was 3051 (5A, 3FA, 1 Junior (“J”), and 2 Muzzleloader (“M”)); in 2015-2016, the total harvest 3368 (8A, 2FA, 1J, 2M). Harvest numbers continue to be depressed: 2016-2017: 2907; 2017-2018: 3361; 2018-2019: 3641; **2019-2020: 2846.**

Carroll - An increase of from 8 to 14 Sundays. Harvest decline. **2013-2014 - total harvest 5915** (5A, 3F, 2M); 2014-2015 - total harvest 5464 (5A, 3F, 1J, 2M); 2015-2016 - total harvest 5238 (8A, 3FA, 1J, 2M). Recent numbers are still below pre-Sunday increase numbers: 2016-2017: 5663; 2017-2018: 5896; 2018-2019: 5421; **2019-2020: 5523.**

Frederick - Increase of from 6 to 14 Sundays. Harvest decline. **2013-2014 - total harvest 8040** (5A, 1F); 2014-2015 - total harvest 7272 (5A, 3F, 1J, 2M); 2015-2016 - total harvest 7149 (8A, 3FA, 1J, 2M). Recent numbers are still below pre-Sunday increase numbers: 2016-2017: 7556; 2017-2018: 7354; 2018-2019: 6545; **2019-2020: 6358.**

Garrett - Increase of from 6 to 13 Sundays. 2013-2014 - total harvest 3868 (5A, 1F); 2014-2015 - total harvest 4453 (5A, 3F, 1J, 2M); 2015-2016 - total harvest 4408 (8A, 2FA, 1J, 2M). 2016-2017: 4342; 2017-2018: 5349; 2018-2019: 4973; 2019-2020: 4607.

Washington - Increase of from 6 to 13 Sundays. Harvest decline. **2013-2014 - total harvest 6376** (5A, 1F); 2014-2015 - total harvest 5087 (5A, 3F, 1J, 2M); 2015-2016 - total harvest 5282 (8A, 2F, 1J, 2M). Harvest numbers continue to be depressed: 2016-2017: 4736; 2017-2018: 4593; 2018-2019: 4620; **2019-2020: 4041.**

experience deer in their native habitat for photography or other non-hunting purposes. (See footnote 1.)

Contravening many arguments that Sunday hunting is needed to help control a burgeoning deer population is the fact that the size of the Maryland deer herd has been steadily declining from a peak of about 295,000 in 2002 to about 214,000 recently. Indeed, DNR recently reduced the bag limits (i.e., the number of deer allowed to be taken), implicitly acknowledging that reducing the deer population is not a priority. In its proposal to reduce the bag limits, DNR stated that this change was being proposed “in response to hunter request.”⁸ According to DNR’s recent survey, hunters want to see the deer population maintained or increased.

It is also sometimes argued that recreational hunters need Sundays because they have other things to do on Saturdays - a situation that plainly applies to most of Maryland’s families who use outdoor resources, be they hunters, birdwatchers, dog walkers, mountain bikers, off-road vehicle enthusiasts and trail riders. So why should one group get special consideration? Where is the balancing of the public good? The number of licensed hunters in Maryland, fewer than 100,000, pales in comparison to the state’s overall population of about 6 million. Compare the number of hunters, for example, to the number of people who use Maryland’s park land for hiking and other forms of recreation. In the Horse Council’s statewide survey on Sunday hunting, 68% of respondents ride on trails on public or private land one or more days a week. And, perhaps most significantly, 85% said they changed their schedules or riding locations to avoid encountering hunters. Another important factor to consider in the balancing of the public good is the fact that, unlike many other states, Maryland’s hunting seasons are very long, with liberal bag limits. Part of the basis for these long seasons is that Maryland lacked Sunday hunting for most of its history. When Sunday hunting was introduced, there was not a corresponding shortening of the hunting seasons, so now there are both long seasons and increasing Sunday hunting opportunities.

This bill would authorize Sunday hunting on both public and private land. We of course recognize that private land owners have some right to decide what uses they want to allow on their land. But such rights have never been absolute, as any review of zoning and land use rules can plainly establish. And, as a practical matter the public/private land distinction affords little relief since public and private tracts are often relatively small, non-contiguous, intertwined and rarely well-marked. In our survey, referenced above, 56% of respondents said they ride on trails that cross both public and private land.

CONCLUSION


We urge the Committee to give SB 475 an unfavorable report.

Respectfully submitted,
Maryland Horse Council
(844) MDHORSE (844-634-6773)

⁸ http://dnr.maryland.gov/wildlife/Documents/2018-2020_ProposedSeasons.pdf See also https://www.heraldmillmedia.com/news/local/hunters-oppose-md-and-w-v-a-parks-deer-control-plan/article_febb0cd6-2fa9-11e7-9663-93a45fa7c007.html



THE MARYLAND HORSE INDUSTRY



Thoroughbred & Standardbred horse racing & breeding ♦ trail riding ♦ steeplechase ♦ sport horse competitions ♦ rodeo ♦ carriage driving ♦ therapy programs ♦ recreation ♦ rescue and more

A Dynamic Agricultural Entity

705,000 ACRES



25% of the State's agricultural land

Pastures are among the best filtering devices to protect the Chesapeake Bay from harmful runoff

10% of Maryland land



\$80,000,000 on feed, hay and straw




88,000 equine acres preserved forever as farmland



Number of Horses in Maryland

101,457

Horses in Maryland - making MD the number one state in terms of the number of horses per square mile!



10.5 horses per square mile!

200

Equine Orgs. Statewide

16,000

Horse Farms & Stables

35

different equine disciplines

40

 breeds

Integral to the State's Economy



\$2.1 Billion

Economic Impact



\$78m

 in tax revenue

28,000

 industry jobs

\$1B

 spent by participants

A Global Equine Identity



51.8% of households in MD contain horse enthusiasts



10,000 Youths served by MD's Educational Programs

1,500 4H Horse Projects

765 Licensed Riding & Boarding Stables

55 High School Interscholastic Teams

22 Pony Clubs


12 College Equine Teams & Clubs



MD is home to International gems:

Triple Crown Race - the Preakness since 1875
International 5-Star at Fair Hill in 2020

THE MARYLAND HORSE INDUSTRY ECONOMIC IMPACT



The Racing Sector



Adds **\$365 million** in value to the state economy



Racing Sector Total
Economic Impact of:
\$572 million



Supports
5,214 jobs

The Competition Sector

Competition Sector Total
Economic Impact of:

**\$270
million**



Supports **3,346 jobs**



Adds **\$162 million**
in value to the state economy



The Recreation Sector



Supports
4,971 jobs



Adds **\$234 million** in
value to the state economy

Recreation
Sector
Total Economic
Impact of:
\$382 million




The Equine Therapy Sector



Adds
\$8.4 million
in value to the state
economy

40

Therapeutic Riding Centers
Including over a dozen
Veterans groups



Information provided by

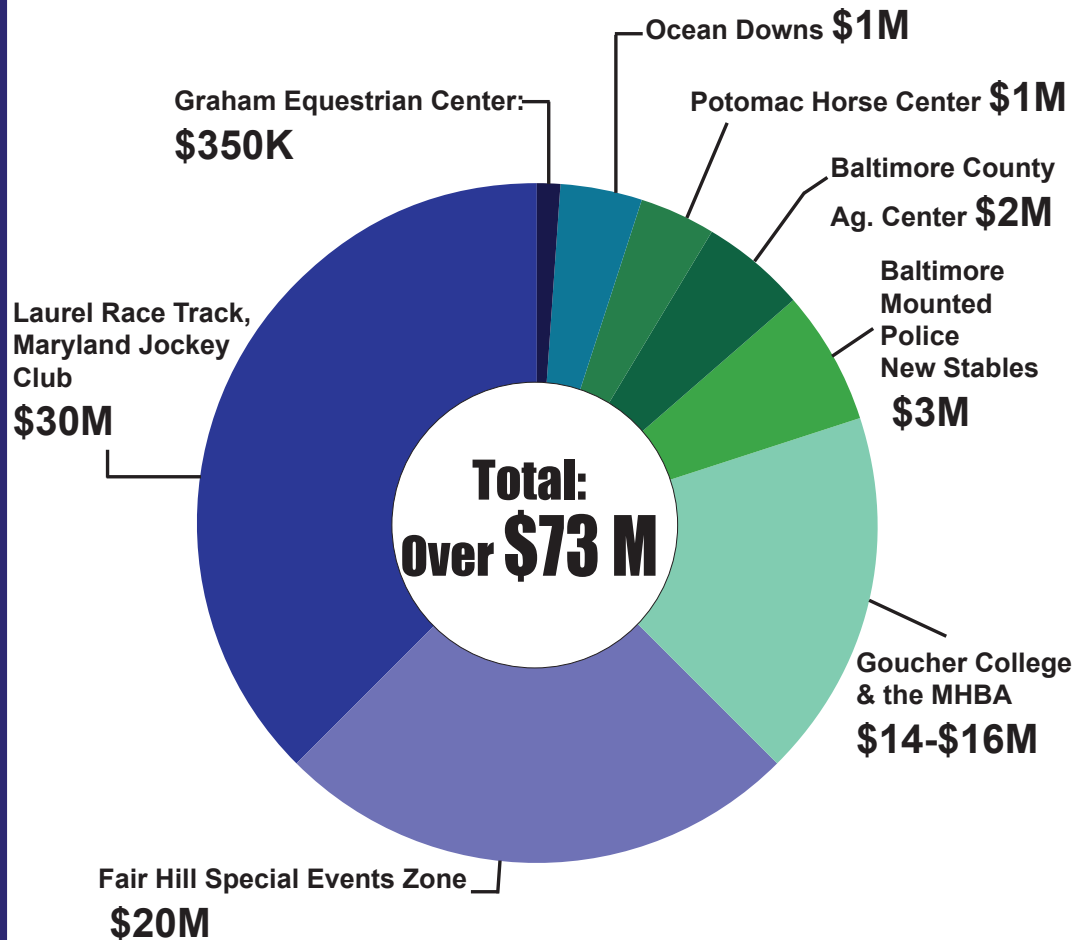
The American Horse Council
Foundation 2017

Institute for Governmental
Service and Research
University of Maryland 2017

Maryland Equine Census,
USDA 2010

Investing in Maryland Horse Industry Infrastructure:

Improvements currently planned or in the pipeline



- \$30M Laurel Race Track, Maryland Jockey Club has spent over \$30M
- \$20M Fair Hill Special Events Zone Phase I, construction starts Fall 2019
- \$14M Goucher College & Maryland Horse Breeders Assoc. Equestrian Center
- \$3M Baltimore Mounted Police New Stables, B&O Railroad Museum
- \$2M Baltimore County Ag. Center Show Ring, under construction
- \$1M Potomac Horse Center
- \$1M Ocean Downs Racing Admin. Building & Testing Barn
- \$350K Graham Equestrian Center

