

A New Era of Transportation Improvements



Monica Backmon, Executive Director

Presentation to the Transportation Planning Board

June 17, 2015

Northern Virginia
Transportation Authority
The Authority for Transportation in Northern Virginia

What is the NVTA?

We are the preeminent transportation coordination, planning, programming and funding authority in Northern Virginia.



What is the NVTA?

The Northern Virginia Transportation Authority (NVTA) was created in 2002 (SB 576) to provide Northern Virginia communities with a regional organization responsible for:

- developing a long range transportation plan for Northern Virginia.
- setting regional transportation policies and priorities for regional transportation projects.
- advocating for the transportation needs of Northern Virginia before state and federal governments.
- recommending to the CTB priority regional transportation projects for receipt of state and federal funds (CMAQ & RSTP).



NVTA Composition

The NVTA embraces the counties of Arlington, Fairfax, Loudoun and Prince William and the cities of Alexandria, Fairfax, Falls Church, Manassas and Manassas Park.

- Composed of 17 Members:
 - One elected official from each of the above jurisdictions
 - Two members of the House of Delegates
 - One State Senator
 - Two citizen members appointed by the Governor including one member of the Commonwealth Transportation Board
 - The chief elected officer of one town in a county which the Authority embraces (non-voting)
 - The Commonwealth Transportation Board Commissioner, or his/her designee (non-voting)
 - The Director of the Department of Rail and Public Transportation (DRPT), or his/her designee (non-voting)



NVTA Decisions

A quorum requires a majority of the Authority, including at least a majority of the representatives of the counties and cities embraced by the Authority.

- NVTA typically reaches decisions via consensus.
- Decisions of the Authority shall require the affirmative vote of:
 - Two-thirds of the members of the Authority present and voting; and
 - Two-thirds of the representatives of the counties and cities embraced by the Authority who are present and voting and whose counties and cities include at least two-thirds of the population embraced by the Authority.



What does the NVTA do?



- Identify and prioritize regional, congestion reducing projects
- Work collaboratively to plan, prioritize and fund transportation projects



HB 2313

In April 2013, the General Assembly approved a new transportation funding bill with all the taxes and fees imposed by the General Assembly. There is a statewide component to HB 2313, in addition to the regional component detailed here:

- Increases Northern Virginia Sales and Use Tax by 0.7%, to a total of 6%.
- Imposes a 2% Transient Occupancy Tax (Hotel Tax).
- Imposes a Congestion Relief Fee (Grantors Tax) of \$0.15 per \$100 valuation.
- **Requires that all HB 2313 revenues be used for transportation purposes only.**
- Requires localities to maintain the same level of local transportation funding that is:
 - Equal to average annual amount expended/disbursed between FY2011 - FY2013; and
 - Excludes bond proceeds; state and federal funding.
- Ensures that towns with a population of 3,500+ receive their respective share.



HB 2313 – Northern VA Revenue

HB 2313 revenues are estimated to generate \$300 million annually for regional transportation funding.

70% (Regional funds) will be provided to the Northern Virginia Transportation Authority (NVRTA) and utilized for:

- Regional projects included in TransAction 2040, or updates, that have been evaluated by VDOT for congestion mitigation or emergency evacuation (HB 599);
or
- Mass transit capital projects that increase capacity (FY2014-16).*
**Starting in FY2017 ALL regional projects will be evaluated for congestion mitigation or emergency evacuation (HB 1470).*

The Authority shall give priority to selecting projects that are expected to provide the greatest congestion reduction relative to the cost of the project.



HB 2313 – Northern VA Revenue

30% (Local funds) will be distributed to the individual localities and utilized for their transportation needs:

- Localities must enact the local Commercial and Industrial Property (C&I) Tax at \$0.125 per \$100 valuation or dedicate an equivalent amount to transportation to receive the full amount.
- As stated in the HB2313, 30% funding can be used for these purposes:
 - additional urban or secondary road construction;
 - for other capital improvements that reduce congestion;
 - for other transportation capital improvements which have been approved by the most recent long range transportation plan adopted by the Authority;
 - or for public transportation purposes.



Implementing HB 2313

In FY2014, the NVRTA received \$285.6 million in HB 2313 revenues

NVRTA Total FY2014 Revenue				
Member Locality	Additional Retail Sales and Use Tax	Grantor's Tax (Regional Congestion Relief Fee)	Transient Occupancy Tax	Total
City of Alexandria	\$ 14,996,328	\$ 3,129,852	\$ 2,827,753	\$ 20,953,933
Arlington County	\$ 23,312,124	\$ 4,313,922	\$ 8,371,491	\$ 35,997,537
City of Fairfax	\$ 7,028,117	\$ 367,004	\$ 205,521	\$ 7,600,641
Fairfax County	\$ 99,716,693	\$ 15,696,118	\$ 9,507,033	\$ 124,919,843
City of Falls Church	\$ 2,141,292	\$ 268,842	\$ 75,116	\$ 2,485,250
Loudoun County	\$ 38,262,893	\$ 8,551,256	\$ 2,014,505	\$ 48,828,654
City of Manassas	\$ 4,617,569	\$ 465,593	\$ 55,123	\$ 5,138,285
City of Manassas Park	\$ 1,084,249	\$ 226,746	\$ -	\$ 1,310,996
Prince William County	\$ 32,212,081	\$ 4,989,612	\$ 1,166,332	\$ 38,368,026
Total FY2014 Revenues:	\$ 223,371,345	\$ 38,008,947	\$ 24,222,873	\$ 285,603,165

FY2014 NVTA Revenues

- 70% Regional Revenues Totaled **\$199,922,215**
- 30% Local Funds Totaled **\$85,680,949**

Total \$285,603,165



Implementing HB 2313

NVTA FY2014 Project List

In July 2013, NVTA approved the first year of projects valued at \$195,993,000.

- \$122,058,000 of these projects are “pay-as-you-go”
- \$73,935,000 are part of a bond package



FY2014 Project Selection Process

NVTA's FY2014 project selection process utilized a three-tiered approach guided by statutory requirements in HB 2313 and the regional goals identified in TransAction 2040.

- **Tier I** - Projects must meet all statutory requirements in the Code of Virginia, including but not limited to, inclusion in a regional transportation plan or mass transit projects that increase capacity.
- **Tier II** - Projects were evaluated using rigorous PECs.
- **Tier III** - Tier III criteria were applied as an overlay to the PEC's and included weighting factors such as a cost-benefit analysis and the greatest congestion reduction relative to total cost.



Locality	Project Name	Funding Amount
Arlington	Columbia Pike Multimodal Street Improvements	\$12,000,000
	Blue/Silver Line Mitigation	\$1,000,000
	Crystal City Multimodal Center	\$1,500,000
Fairfax	Route 28 Widening 6 to 8 lanes (SB from the Dulles Toll Road to Route 50)	\$20,000,000
	Route 28 Widening 6 to 8 lanes (NB from McLearen Road to Dulles Toll Road)	\$11,100,000
	Innovation Center Metrorail Station*	\$21,000,000
Town of Herndon	Herndon Parkway Intersection Improvements at Van Buren St.	\$500,000
	Herndon Parkway Intersection Improvements at Sterling Road	\$500,000
	Herndon Metrorail Intermodal Access Improvements	\$1,100,000
Loudoun	Widening of Belmont Ridge Road, North of Dulles Greenway	\$20,000,000
	Route 28 Hot Spot Improvements Loudoun Segment (Sterling Boulevard and the Dulles Toll Road)*	\$6,000,000
	Transit Buses	\$880,000
Town of Leesburg	Edwards Ferry Road at the Route 15 Leesburg Bypass Grade Separated Interchange	\$1,000,000
Prince William	Route 1 from Featherstone Road to Marys Way	\$3,000,000
Alexandria	DASH Bus Expansion	\$3,250,000
	Traffic Signal Upgrades/Transit Signal Priority Shelters and Real-Time Transit Information for DASH/WMATA	\$660,000
	Potomac Yard Metrorail Station EIS	\$2,000,000
Falls Church	Pedestrian Access to Transit	\$700,000
	Funding for Bus Shelters	\$200,000
	Pedestrian Bridge at Van Buren Street	\$300,000
Agency		
Northern Virginia Transportation Commission (NVTC)	Transit Alternatives Analysis Study in the Route 7 Corridor (King Street, Alexandria to Tysons Corner)	\$838,000
Potomac & Rappahannock Transportation Commission (PRTC)	PRTC New Gainesville Service	\$580,000
Virginia Railway Express (VRE)	VRE Gainesville-Haymarket Extension Project Development	\$1,500,000
Washington Metropolitan Area Transit Authority (WMATA)	Traction Power Upgrades on the Orange Line in Virginia	\$5,000,000
	New Buses on Virginia Routes	\$7,000,000
	Total FY2014 "Pay-As -You-Go" Project Amount	\$122,058,000

Adopted FY2014 Project List

Pay-As-You-Go Projects



Adopted FY2014 Project List

Bond Projects

Locality	Project Name	Funding Amount
Arlington	Boundary Channel Drive Interchange	\$4,335,000
Fairfax	Innovation Center Metrorail Station*	\$20,000,000
Loudoun	Route 28 Hot Spot Improvements - Loudoun Segment (Sterling Boulevard and the Dulles Toll Road)*	\$6,400,000
	Leesburg Park and Ride	\$1,000,000
Prince William	Route 28 from Linton Hall Road to Fitzwater Drive	\$28,000,000
Fairfax	Chain Bridge Road Widening/ Improvements	\$5,000,000
Agency		
Virginia Railway Express (VRE)	VRE Lorton Station second platform	\$7,900,000
Virginia Railway Express (VRE)	VRE Alexandria station tunnel and platform improvements	\$1,300,000
FY2014 Project Amount (Bond-Funded)		\$73,935,000



Inaugural Bond Sale

In December 2014 NVTVA entered the Capital Bond Market for the first time with our **Transportation Special Tax Revenue Bonds, Series 2014** which secured **\$80 million** in financing.

The Bonds reflected a **2.5 times subscription rate** and a low **true interest cost of 3.09%**.



NVTA Awarded First Credit Rating

AA+ Aa1 AA+

STANDARD
& POOR'S

Fitch Ratings

MOODY'S



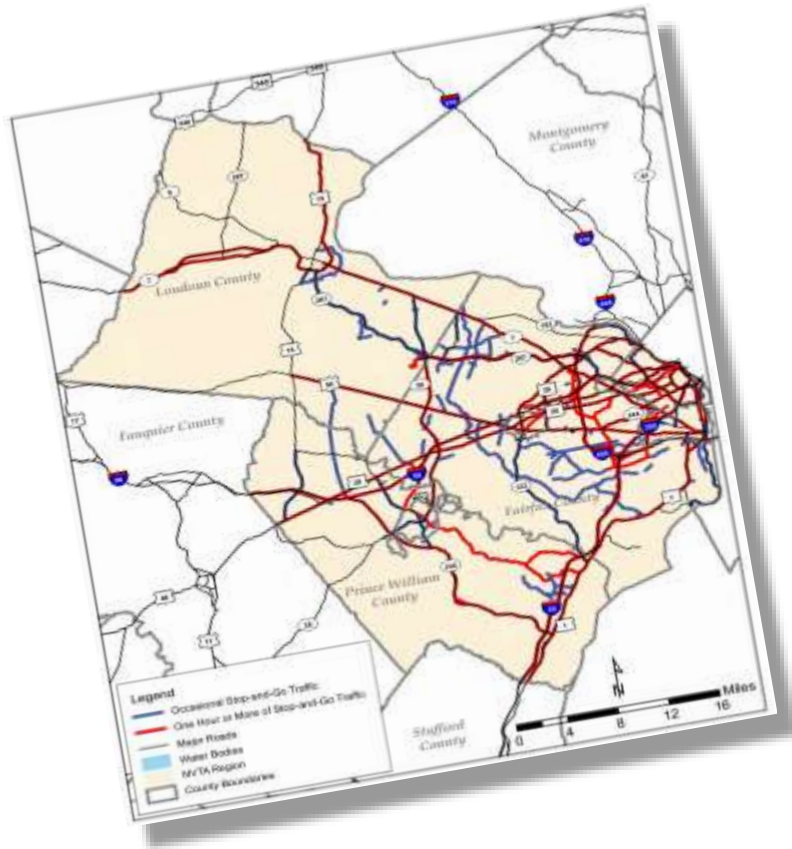
Implementing HB 2313

FY2014 Program

100% of the **FY2014** Program of regionally significant projects have been advanced for funding. This includes **31** projects for a total funding package of **\$189 million**.



FY2015-16 Two Year Program



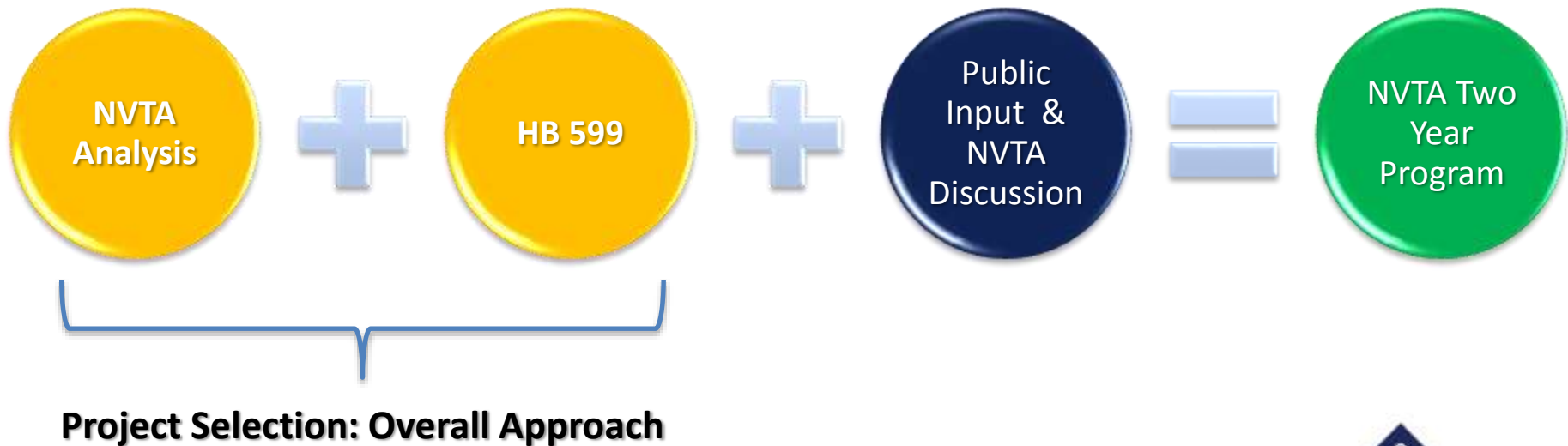
Projects Adopted for NVTA's Two-Year Program (FY2015-16)

A Total of 37 Highway and Mass Transit Projects

Project Type	Funding
21 Highway	\$214,594,000
16 Mass Transit	\$131,345,000
TOTAL	\$345,939,000



How does the Authority Determine the Final Program?



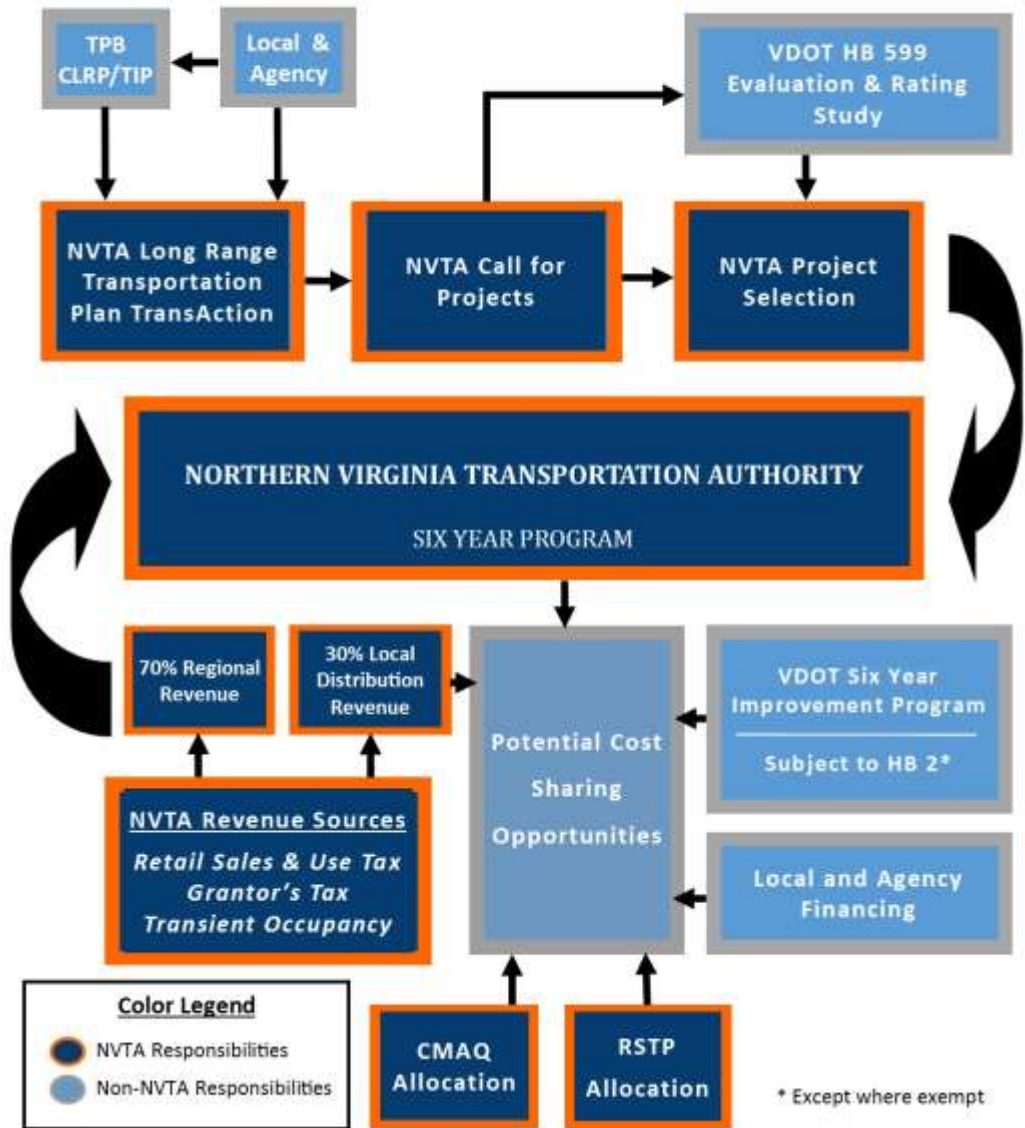
Regional Planning

Long Range Transportation Planning with updates of TransAction 2030 and 2040.



NVTA uses the CLRP as the baseline for TransAction.

NVTA Analysis for Planning, Programming and Funding



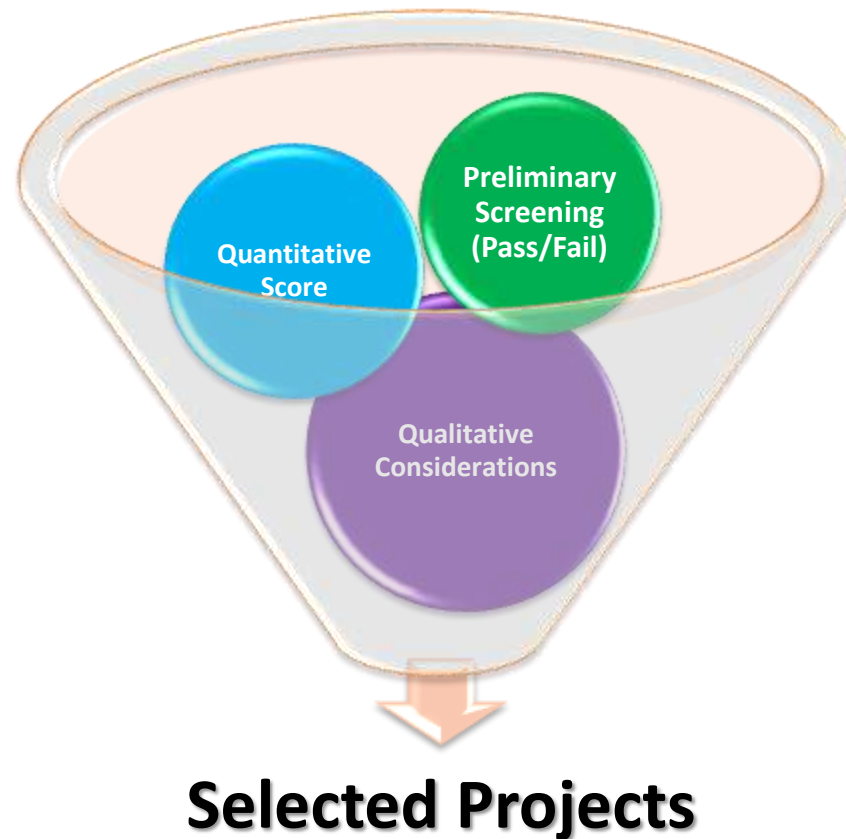
HB 599 Evaluation & Rating Study

House Bill (HB) 599 directs VDOT to work with the CTB, the DRPT and the NVTVA to undertake an Evaluation and Rating Study.

- The study evaluates congestion reduction and, to the extent possible, the expected improvement in regional mobility during a homeland security emergency by rating at least 25 significant transportation projects in and near the VDOT Northern Virginia Transportation District.
- All future highway projects using FY2015 (and beyond) funds, included in the NVTVA Six Year Program will be subject to the VDOT HB 599 Evaluation and Rating Study.



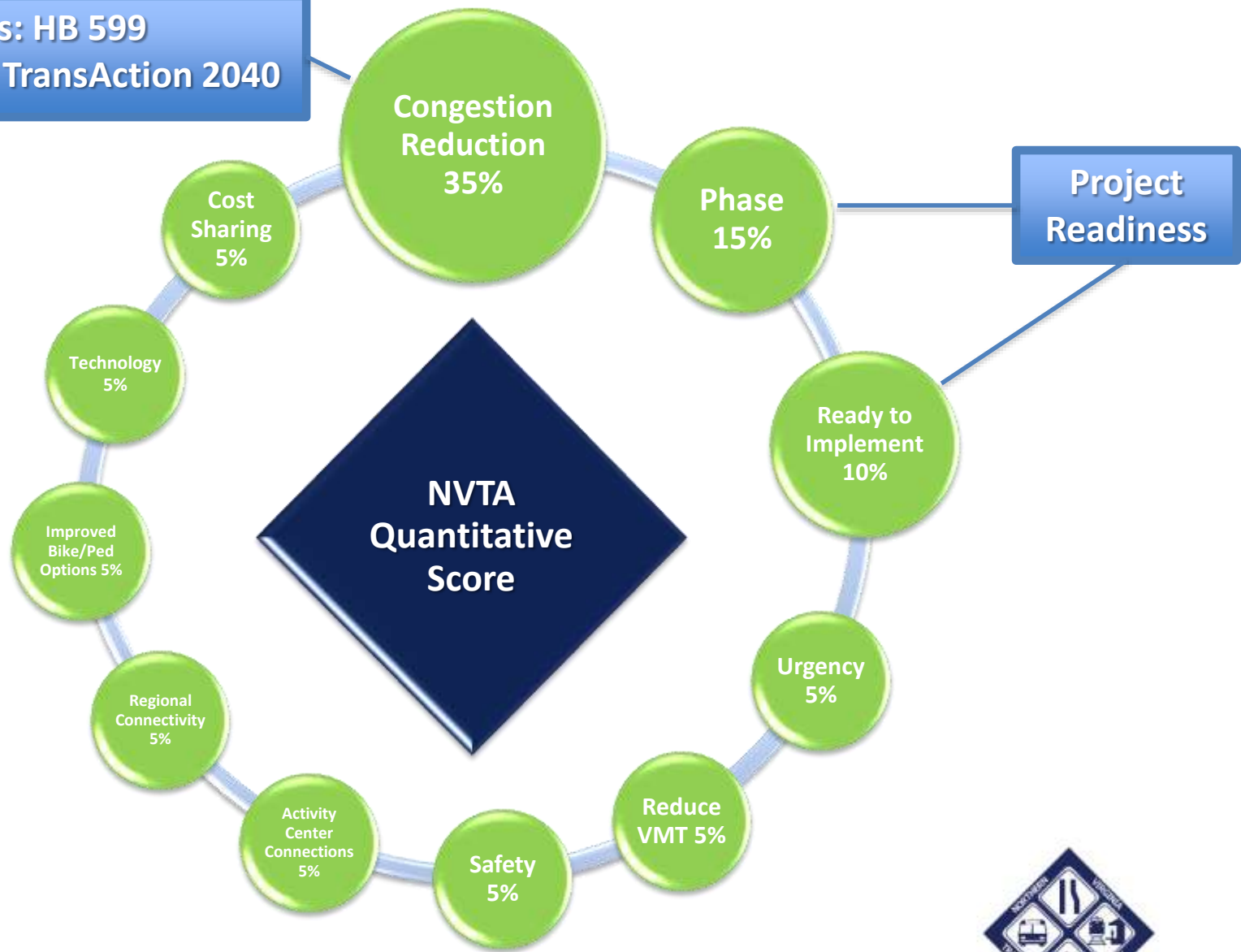
Project Selection: Overall Approach



Summary document on NVTA's website www.thenovaauthority.org.



Highway Projects: HB 599
Transit Projects: TransAction 2040



Project Readiness

NVTA
Quantitative
Score



Other than Congestion Reduction ALL Criteria are Based on Analysis Conducted for TransAction 2040

FY2015-16 Highway Projects

Project	Agency	Project Description	FY2015-16 Request	Project Cost	Phase Funded
2C	Loudoun	Loudoun County Parkway (VA Route 607) – U.S. 50 to Creighton Rd.	\$31,000,000	\$ 51,000,000	Construction
3H	Manassas	Route 28 (Manassas Bypass) Study - Godwin Drive Extension	\$ 2,500,000	TBD	Study
5B	Fairfax	Fairfax County Parkway Improvements (Study)	\$10,000,000	\$396,100,000	Preliminary Eng.
9F	Arlington	Glebe Road Corridor Intelligent Transportation System (ITS) Improvements	\$ 2,000,000	\$ 2,000,000	Construction
6H	City of Fairfax	Kamp Washington Intersection Improvements	\$ 1,000,000	\$ 9,800,000	Construction
8P	Prince William	Route 1 Widening from Featherstone Road to Marys Way	\$49,400,000	\$ 52,400,000	Construction
6I	City of Fairfax	Northfax - Intersection and drainage improvements at Route 29/50 and Route 123	\$10,000,000	\$ 25,000,000	Construction
9G	Arlington	Route 244 Columbia Pike Street Improvements (S. Gate Road to the Pentagon)	\$10,000,000	\$ 82,500,000	Construction
1L	Leesburg	Route 7 (East Market Street)/Battlefield Parkway Interchange	\$13,000,000	\$ 58,000,000	Final Design
1M	Fairfax	Route 7 Widening – Dulles Toll Road Bridge	\$13,900,000	\$ 34,400,000	Construction
3I	Manassas	Route 28 Widening South to the City Limits	\$ 3,294,000	\$ 12,847,000	Construction
2D	Loudoun	Belmont Ridge Road (VA Route 659)- Truro Parish Road to Croson Ln	\$19,500,000	\$ 35,863,000	Construction
6J	City of Fairfax	Jermantown / Route 50 Roadway Improvements	\$ 1,000,000	\$ 6,500,000	Construction
3J	Prince William	Route 28 Widening from Route 234 Bypass to Linton Hall Road	\$16,700,000	\$ 16,700,000	Construction
8Q	Dumfries	Widen Route 1 (Fraley Boulevard) Brady's Hill Road to Route 234 (Dumfries Road)	\$ 6,900,000	\$ 82,500,000	Preliminary Eng.
1N	Herndon	East Elden Street Improvements & Widening Project (UPC 50100)	\$10,400,000	\$ 30,902,000	ROW
8R	Fairfax	Frontier Drive Extension & Braided Ramps	\$ 2,000,000	\$84,500,000	Preliminary Eng.
1P	Leesburg	Route 15 Bypass at Edwards Ferry Road Interchange	\$ 1,000,000	\$50,000,000	Preliminary Eng.
3K	Fairfax	VA Route 28 Widening (Prince William County Line to Route 29)	\$ 5,000,000	\$47,350,000	Preliminary Eng.
5C	Fairfax	Rolling Road Widening from Old Keene Mill Road to Franconia Springfield Pkwy	\$ 5,000,000	\$35,200,000	ROW
8S	Fairfax	US 1 Richmond Highway (from Mt. Vernon Memorial Highway to Napper Road)	\$1,000,000	\$90,000,000	Preliminary Eng.

FY2015-16 Transit Projects

Project	Agency	Project Description	FY2015-16 Request	Project Cost	Phase Funded
9J	Alexandria	West End Transitway	\$ 2,400,000	\$129,000,000	Final Design
8T	Alexandria	Potomac Yard Metrorail Station	\$ 1,500,000	\$287,484,000	Final Design
6L	WMATA	8-Car Train Traction Power Upgrades Located in Virginia	\$ 8,995,000	\$424,811,000	Construction
6M	PRTC	Western Bus Maintenance and Storage Facility	\$16,500,000	\$ 38,688,050	Construction
1Q	Fairfax	Innovation Center Metrorail Station Construction	\$28,000,000	\$ 89,000,000	Construction
1R	Loudoun	Acquisition of 4 Buses	\$ 1,860,000	\$ 1,860,000	Bus Purchase
6N	Arlington	Ballston Metrorail Station West Entrance	\$12,000,000	\$ 90,000,000	Final Design
7C	Alexandria	Duke Street Transit Signal Priority	\$ 190,000	\$ 250,000	Construction
8U	VRE	Franconia-Springfield Platform Expansion	\$13,000,000	\$ 13,000,000	Construction
8V	VRE	Rippon Station Expansion and Second Platform	\$10,000,000	\$ 14,633,000	Construction
9K	Fairfax	Connector Bus Service Expansion – Capital Purchase 16 Buses	\$ 6,000,000	\$ 11,000,000	Bus Purchase
9L	City of Fairfax	CUE 35-foot Bus Acquisition	\$ 3,000,000	\$ 3,000,000	Bus Purchase
6P	VRE	Manassas Park Station Parking Expansion	\$ 500,000	\$ 19,000,000	Preliminary Eng.
9M	Fairfax	West Ox Bus Garage	\$20,000,000	\$ 20,000,000	Construction
8W	VRE	Slaters Lane Crossover	\$ 7,000,000	\$ 7,000,000	Construction
8X	VRE	Crystal City Platform Extension Study	\$ 400,000	\$ 2,000,000	Study

Total NVTA Regional Revenue Funding Allocations to Date

Through its **FY2014-16 Programs**, the Authority has approved **68** projects for funding, for a grand total of **\$535 million**.



CMAQ/RSTP Recommendations

In addition to the HB 2313 Revenues, the NVRTA also makes programming recommendations of the federal CMAQ & RSTP funds on an annual basis.

NVRTA Allocation of CMAQ Funds						
	FY2015	FY2016	FY2017	FY2018	FY2019	FY2020
CMAQ	\$20,855,865	\$21,512,010	\$21,512,010	\$21,512,010	\$21,512,010	\$21,512,010
CMAQ 2.5	\$8,047,115	\$8,014,165	\$8,014,165	\$8,014,165	\$8,014,165	\$8,014,165
TOTAL:	\$28,902,980	\$29,526,175	\$29,526,175	\$29,526,175	\$29,526,175	\$29,526,175

NVRTA Allocation of RSTP Funds						
	FY2015	FY2016	FY2017	FY2018	FY2019	FY2020
RSTP	\$39,377,789	\$40,331,584	\$40,331,584	\$40,331,584	\$40,331,584	\$40,331,584

NVRTA recently approved the FY2021 recommendations, now awaiting CTB approval.



Next Steps

As the Authority works to prioritize and fund regionally significant projects that reduce congestion, it will continue to work collaboratively to:

- Develop an FY2017 Program
 - Call for projects scheduled for September 2015
- Update TransAction 2040
 - Procurement underway
- Develop a full Six Year Program (FY2018-23)



Outreach

Engaging the Region

From April 2013 to April 2015, the Authority held over
109 public meetings
with approximately
3,375 attendees.



New Google Interactive Maps

NVTA 70% FY2014 Projects
Projects Approved for HB2213 Funding
Projects are listed by jurisdictional location.

- Corridor 1 - Dulles/VA 7
 - Loudoun County - Transit
 - Town of Leesburg - Edwards Ferry...
 - Fairfax County - Dulles Toll Road (...)
 - Town of Herndon - Herndon Parks...
 - Town of Herndon - Herndon Parks...
 - Loudoun County - Transit
 - City of Falls Church - Route 7
 - Multiple Jurisdictions/NVTC - Rout...
- Corridor 2 - Loudoun County Park...
 - Loudoun County - Belmont Ridge
- Corridor 3 - VA 28

Prince William County/PRTC - I-66
Potomac and Rappahannock Transportation Commission (PRTC) New Gainesville Service Bus. Purchase one 45-ft commuter bus to provide new PRTC Gainesville Service that began in the Fall of 2013. \$580,000 funded by NVTA.



A New Era Through Regionalism

The Authority brings Northern Virginia jurisdictions and agencies together to identify projects and plan regional transportation solutions.

- We are meeting regional priorities through the **HB 599** prioritization process in addition to our own prioritization criteria.
- Our focus is on, improvements made throughout Northern Virginia based on **regional benefits and not just jurisdictional boundaries.**
- The Authority continues to identify both **highway and transit projects that reduce congestion.**



The Future of Regional Transportation Planning, Programming and Funding

- The Authority continues to evolve over time and is focused on regional priorities, not just nine different sets of local interests.
- We are moving quickly to fund projects to provide real congestion relief.
- The Authority has approved 68 projects that are in various stages of implementation.
- Transparency.



How You Can Get Involved

- For more please visit: www.TheNoVaAuthority.org
- Engage with your local governments (counties, cities and towns) and attend NVRTA public meetings.
- Join our e-mail list: TheAuthority@TheNoVaAuthority.org
- Like us on [Facebook!](#)



The Authority: Working Regionally



Northern Virginia
Transportation Authority
The Authority for Transportation in Northern Virginia

