



MARYLAND
HORSE
COUNCIL

P.O. Box 606 | Lisbon, Maryland 21797
www.mdhorsecouncil.org

One Common Bond: The Horse
One Common Voice: The Horse Council

Testimony of the Maryland Horse Council on HB 874 – Prince George’s County -
Natural Resources – Sunday Deer Hunting and Archery Hunting Safety Zones: OPPOSE

- ❖ **A majority of Marylanders oppose Sunday hunting.** An independent statewide poll conducted by Gonzales Research and Media Services in 2018 found that 68.9% of respondents oppose Sunday hunting. Even DNR’s own 2018 commissioned survey found that a majority of the general population does not favor Sunday hunting and does not want to see it expanded.¹
- ❖ **This bill would allow Sunday hunting in Prince George’s for the first time ever, on every Sunday October, November, December and half of January.**
- ❖ **This bill would infringe on the rights of the general public to enjoy outdoor recreation, the importance of which has received increased attention, including the State Park Investment Commission, a new Office of Outdoor Recreation in DNR, and the introduction of SB 541, the Great Maryland Outdoors Act. 78% of the Gonzales poll respondents said they would decide to alter their recreational plans to avoid hunters. In a Maryland Horse Council 2016 poll, 85% of respondents said they changed their schedules or riding locations to avoid encountering hunters.**
- ❖ **Since the advent of the pandemic, widespread use of outdoor recreation and natural resources by the general public has only increased.** For example, attendance at Maryland State Parks in 2020 increased 45% over 2019, which was also a record year.² Demand remained strong through 2021. **Many of these new users are unfamiliar with the rules of hunting and hunting seasons, including the distinctions between private and public lands. Now is not the time to increase general public exposure to possible hunting risks, or to further deter the public from outdoor recreation. We have separately submitted with this testimony a report of hunting incidents from 2007 - 2021, compiled from DNR’s own data.**

¹ https://dnr.maryland.gov/wildlife/Documents/2018_DeerPublicOpinionSurvey.pdf

² <https://news.maryland.gov/dnr/2021/02/04/lt-governor-boyd-k-rutherford-maryland-department-of-natural-resources-announce-45-percent-increase-in-maryland-state-parks-attendance-in-2020/>

- ❖ **The Department of Natural Resources (DNR), has recently begun to conclude that the deer population in Maryland has stabilized, and additional deer reduction measures are not needed and even contraindicated.** The deer population in Maryland has declined from a high of almost 300,000 in 2002 to just over 200,000. DNR has reduced bag limits (i.e., the number of deer allowed to be taken), implicitly acknowledging that reducing the deer population is not a priority. **In a February 2022 press release, DNR Wildlife and Heritage Service Director Paul Peditto stated “the deer population is trending toward a population level that reduces damage to agriculture and minimizes impacts on our natural communities.”** Nevertheless, according to DNR’s recent survey, hunters want to see the deer population maintained or increased.

- ❖ **We agree that deer can present health, public safety and economic problems in Maryland. However, Sunday hunting is demonstrably not an effective solution to that problem. For example, in all but one of the five Maryland counties that vastly expanded Sunday hunting, the deer harvest has fallen. (See footnote 6)**

- ❖ Therefore, **Sunday hunting is not an effective deer management tool; it is rather a hunter convenience tool.** Convenience is surely a benefit, but it is a benefit that should be available to all constituents equitably, not just one small segment. The number of licensed hunters in Maryland, about 100,000, is less than 2% of the state’s population of about 6 million.

- ❖ **The Maryland horse industry represents \$2.1 billion in economic impact; 28,000 jobs; \$1 billion in annual spending by participants; \$78 million in tax revenue. Over \$73 million in infrastructure improvements to public and private facilities around the state. There are over 100,000 horses in Maryland (more per square mile than any state in the Union), and 51.8% of Maryland households contain horse enthusiasts.³ There are horses in every county in the state.⁴ The majority of Maryland riders are trail riders.⁵**

The Maryland Horse Council (MHC) is a membership-based, umbrella trade association of the entire horse industry in Maryland. Our membership includes breed, interest and discipline associations, plus horse farms and stables, horse-related businesses, and horse owners representing all facets of the Maryland equestrian community, from the owners of race horses and race tracks, to the owners of international level competition horses, local sport horses, trail horses or just beloved retired companion horses. The owner of Pimlico, Laurel and Rosecroft racetracks is a member, as are vets, tack stores, and other farms, businesses and enthusiasts throughout the state. As such, we stand for over 30,000 Marylanders. Every Maryland county, without exception, is home to hundreds to thousands of horses. (See footnote 4) There are

³ See attached fact sheet.

⁴ According to the 2010 Maryland Equine Census (current numbers are likely about 25% higher, based on current total statewide population): Allegany 350; Baltimore 8950; Carroll 6050; Frederick 7850; Garrett 1500; Harford 6200; Howard 4350; Montgomery 7900; Washington 3750; Anne Arundel 4500; Calvert 1350; Charles 1750; Prince George’s 7100; Saint Mary’s 2300; Caroline 1300; Cecil 6200; Kent 1200; Queen Anne’s 1700; Talbot 1500; Dorchester 350; Somerset 270; Wicomico 1800; Worcester 880

⁵ <http://equiery.com/trail-riding-tops-reader-survey/>

more horse per square mile in Maryland than in any state in the Union. (See attached fact sheet.)

The horse industry in Maryland is a large, engaged and thriving constituency, and a strong economic engine: 28,000 direct equine related jobs; 16,000 properties occupying over 705,000 acres (almost 10% of Maryland's total land area, and over 25% of Maryland's agricultural land) The industry represents \$2.1 billion in annual economic impact, generating \$78 million in annual tax revenue. Horse industry participants spend \$1 billion dollars annually (compare that to the \$260 million annual figure for hunters cited in the Fiscal and Policy Note).. Thus, legislative actions that affect the equine industry have a broad economic effect.

POSITION

The Horse Council opposes HB 874.

BACKGROUND

For over 20 years, the Maryland Horse Council has worked to ensure fair use of shared natural resources during hunting seasons, by seeking to preserve Sundays as the one day of the week when children and adults who are hikers, birdwatchers, dog walkers, trail riders and other outdoor enthusiasts could enjoy the outdoors without concern for adverse interactions with hunters. Almost 20 years ago, we helped defeat a number of statewide Sunday hunting bills. Proponents of Sunday hunting then changed tactics, seeking to introduce Sunday hunting on a county-by-county basis, which we also opposed vigorously. Sometimes they were successful; sometimes not. When they were successful, they succeeded in making an already complicated situation more complicated, making it more difficult for others to plan their outings, and for Natural Resources Police to effectively crack down on poachers and irresponsible hunters, which has caused even more negative encounters between irresponsible hunters and other users.⁶

The Maryland Horse Council has proposed reasonable compromises that would still allow fair use of shared natural resources, by cutting off Sunday hunting, where allowed, at 10:30 am. This compromise still gives hunters, trail riders and others plenty of Sunday access to opportunities. This compromise has been embraced by some legislators, who have praised the Horse Council for this reasonable approach, and it has been adopted by Montgomery, Kent and Wicomico Counties. Now we are facing a bill that would allow all day Sunday hunting in Prince George's County for the first time ever. This bill does nothing to improve the situation for Natural Resources Police and continues to infringe on the fair rights of other users of our shared natural resources in Maryland.

The issue of recreational Sunday hunting is certainly a fraught one. In a November 2018 independent Gonzales statewide poll, the vast majority of respondents opposed Sunday hunting:

SUNDAY HUNTING Oppose 68.9%; Favor 21.9%

Breakdown:

Strongly Favor 13.5%

⁶ In a 2016 Maryland Horse Council survey, 35% of respondents reported "adverse incidents" with hunters while trail riding, ranging from rudeness to deliberate attempts to spook horses, threatening with firearms, and firing of "warning" shots. Significant percentages of DNR's survey respondents also reported problems when encountering hunters.

Somewhat Favor 8.4%
Somewhat Oppose 15.4%
Strongly Oppose 53.5%

These majorities opposed to Sunday hunting are true in Baltimore Metro, Washington Metro AND Rural areas. Rural Maryland opposed Sunday hunting 60.5% vs 34.1% in favor. Even DNR's own commissioned survey found that a majority of the general population does not favor Sunday hunting and does not want to see it expanded. (See footnote 1.) This bill directly contravenes that clear public opinion.

It is important to make clear that the Horse Council is not opposed to hunting. Many of our members are hunters of deer, other game mammals and game birds. We just want to ensure that everyone has a safe option for enjoyment of the outdoors, especially in this time of COVID. The COVID pandemic has dramatically increased the level of outdoor activity and use of natural resources. According to DNR, 2020 State Park attendance increased by 45% to 21.5 million visitors. 2021 demand remained strong. ***Lt. Governor Rutherford stated: "With the ongoing COVID-19 pandemic changing the way we live, work, and play, more and more Marylanders are finding affordable, socially-distant, and family-friendly recreation opportunities at our parks and public lands,"*** (See footnote 2.) Many of these new users are unfamiliar with the rules of hunting and hunting seasons, and are unaware that they may encounter hunters in the woods. Now is not the time to roll the dice and increase the chances of potential adverse interactions between hunters and members of the public who are relatively new to the outdoors. We have separately submitted with this testimony an 8 page report, culled from DNR's own data, of hunting accidents.

Through our years of studying DNR data, we are unconvinced that recreational hunting is the best solution for managing the deer herd. These data reveal that despite expansion of Sunday hunting in some other jurisdictions, deer harvest numbers are dropping. (And given the widely acknowledged "ghost doe" problem (i.e., some hunters phone in false reports of the number of does harvested, in order to become eligible to shoot a trophy buck), those numbers may actually be artificially inflated.) We have looked at DNR harvest numbers in the five counties that have had a large number of Sunday hunting days added in recent years. In all but one of the counties, the harvest numbers declined substantially after Sundays were added.⁷

⁷Allegany - An increase of from 6 to 13 Sundays from 2013 to 2016. Harvest decline. **In 2013-2014, the total harvest was 3636** (with 5 Archery ("A") and 1 Firearms ("FA") Sundays); in 2014-2015, the total harvest was 3051 (5A, 3FA, 1 Junior ("J"), and 2 Muzzleloader ("M")); in 2015-2016, the total harvest 3368 (8A, 2FA, 1J, 2M). Harvest numbers continue to be depressed: 2016-2017: 2907; 2017-2018: 3361; 2018-2019: 3641; 2019-2020: 2846; 2020-2021: 3300; **2021-2022: 3014.**

Carroll - An increase of from 8 to 14 Sundays. Harvest decline. **2013-2014 - total harvest 5915** (5A, 3F, 2M); 2014-2015 - total harvest 5464 (5A, 3F, J1, M2) 2015-2016 - total harvest 5238 (8A, 3FA, 1J, 2M). Recent numbers are still below pre-Sunday increase numbers: 2016-2017: 5663; 2017-2018: 5896; 2018-2019: 5421; 2019-2020: 5523; 2020-2021: 6202; **2021-2022: 5071.**

Frederick - Increase of from 6 to 14 Sundays. Harvest decline. **2013-2014 - total harvest 8040** (5A, 1F); 2014-2015 - total harvest 7272 (5A, 3F, 1J, 2M); 2015-2016 - total harvest 7149 (8A, 3FA, 1J, 2M).

It is sometimes argued that the declining numbers of recreational hunters is in part responsible for the declining harvest, but that begs the question of whether relying on recreational hunters is therefore “backing the wrong horse” in the effort to reduce the deer population. **Adding Sundays demonstrably does not increase the harvest; it just affords recreational hunters the luxury of choosing which weekend day to devote to hunting, thereby spreading the same number of deer kills over seven days instead of six. In the DNR survey, almost 60% of the hunters did not indicate that they would harvest more deer if Sundays were available.** So adding Sundays is arguably more a matter of hunter convenience than sound deer management. Convenience is surely a benefit, but it is a benefit that should be available to all constituents equitably, not just one small segment. The number of licensed hunters in Maryland is less than 2% of the state’s population. Compare that with the 24% who reported making frequent or occasional trips specifically to view and experience deer in their native habitat for photography or other non-hunting purposes. (See footnote 1.)

Contravening many arguments that Sunday hunting is needed to help control a burgeoning deer population is the fact that the size of the Maryland deer herd has been steadily declining from a peak of about 295,000 in 2002 to about 232,000 recently.⁸ Indeed, DNR recently reduced the bag limits (i.e., the number of deer allowed to be taken), implicitly acknowledging that reducing the deer population is not a priority. In its proposal to reduce the bag limits, DNR stated that this change was being proposed “in response to hunter request.”⁹ According to DNR’s recent survey, hunters want to see the deer population maintained or increased.

It is also sometimes argued that recreational hunters need Sundays because they have other things to do on Saturdays - a situation that plainly applies to most of Maryland’s families who use outdoor resources, be they hunters, birdwatchers, dog walkers, mountain bikers, off-road vehicle enthusiasts and trail riders. So why should one group get special consideration? Where is the balancing of the public good, the equitable access? In the Horse Council’s statewide survey on Sunday hunting, 68% of respondents ride on trails on public or private land one or more days a week. And, perhaps most significantly, 85% said they changed their schedules or riding locations to avoid encountering hunters.

Recent numbers are still below pre-Sunday increase numbers: 2016-2017: 7556; 2017-2018: 7354; 2018-2019: 6545; 2019-2020: 6358; 2020-2021: 7342; **2021-2022: 6088.**

Garrett - Increase of from 6 to 13 Sundays. 2013-2014 - total harvest 3868 (5A, 1F); 2014-2015 - total harvest 4453 (5A, 3F, 1J, 2M); 2015-2016 - total harvest 4408 (8A, 2FA, 1J, 2M). 2016-2017: 4342; 2017-2018: 5349; 2018-2019: 4973; 2019-2020: 4607; 2020-2021: 4904; .2021-2022: 3923.

Washington - Increase of from 6 to 13 Sundays. Harvest decline. **2013-2014 - total harvest 6376** (5A, 1F); 2014-2015 - total harvest 5087 (5A, 3F, 1J, 2M); 2015-2016 - total harvest 5282 (8A, 2F, 1J, 2M). Harvest numbers continue to be depressed: 2016-2017: 4736; 2017-2018: 4593.; 2018-2019: 4620; 2019-2020: 4041; 2020-2021: 4712; **2021-2022: 3899.**

⁸ <https://dnr.maryland.gov/wildlife/Documents/Maryland-Annual-Deer-Report-2020-2021.pdf>

⁹ http://dnr.maryland.gov/wildlife/Documents/2018-2020_ProposedSeasons.pdf See also https://www.heraldmailmedia.com/news/local/hunters-oppose-md-and-w-va-parks-deer-control-plan/article_febb0cd6-2fa9-11e7-9663-93a45fa7c007.html

Another important factor to consider in the balancing of the public good is the fact that, unlike many other states, Maryland's hunting seasons are very long. Part of the basis for these long seasons is that Maryland lacked Sunday hunting for most of its history. When Sunday hunting was introduced, there was not a corresponding shortening of the hunting seasons, so now there are both long seasons and increasing Sunday hunting opportunities.

This bill would authorize Sunday hunting on private land. We of course recognize that private land owners have some right to decide what uses they want to allow on their land. But such rights have never been absolute, as any review of zoning and land use rules can plainly establish. And, as a practical matter the public/private land distinction affords little relief since public and private tracts are often relatively small, non-contiguous, intertwined and rarely well-marked. In our survey, referenced above, 56% of respondents said they ride on trails that cross both public and private land.

CONCLUSION

We urge the Committee to give HB 874 an unfavorable report.

Respectfully submitted,
Maryland Horse Council
(844) MDHORSE (844-634-6773)




THE MARYLAND HORSE INDUSTRY



Thoroughbred & Standardbred horse racing & breeding ♦ trail riding ♦ steeplechase ♦ sport horse competitions ♦ rodeo ♦ carriage driving ♦ therapy programs ♦ recreation ♦ rescue and more

A Dynamic Agricultural Entity

705,000 ACRES

 25% of the State's agricultural land

Pastures are among the best filtering devices to protect the Chesapeake Bay from harmful runoff

10% of Maryland land




\$80,000,000 on feed, hay and straw

88,000 equine acres preserved forever as farmland



Number of Horses in Maryland

101,457



Horses in Maryland - making MD the number one state in terms of the number of horses per square mile!

10.5 horses per square mile!

200

Equine Orgs. Statewide

16,000

Horse Farms & Stables

35

different equine disciplines

40

 breeds

Integral to the State's Economy

\$2.1 Billion

Economic Impact



\$78m in tax revenue



28,000 industry jobs



\$1B spent by participants

A Global Equine Identity



51.8% of households in MD contain horse enthusiasts

10,000 Youths served by MD's Educational Programs

1,500 4H Horse Projects

765 Licensed Riding & Boarding Stables

55 High School Interscholastic Teams

22 Pony Clubs

12 College Equine Teams & Clubs




MD is home to International gems:

Triple Crown Race - the Preakness since 1875

International 5-Star at Fair Hill in 2020

THE MARYLAND HORSE INDUSTRY ECONOMIC IMPACT



The Racing Sector



Adds **\$365 million** in value to the state economy



Racing Sector Total Economic Impact of:
\$572 million



Supports **5,214 jobs**

The Competition Sector

Competition Sector Total Economic Impact of:

\$270 million



Supports **3,346 jobs**



Adds **\$162 million** in value to the state economy



The Recreation Sector



Supports **4,971 jobs**



Adds **\$234 million** in value to the state economy

Recreation Sector Total Economic Impact of:
\$382 million



The Equine Therapy Sector



Adds **\$8.4 million** in value to the state economy



40 Therapeutic Riding Centers Including over a dozen Veterans groups

Information provided by

The American Horse Council Foundation 2017

Institute for Governmental Service and Research University of Maryland 2017

Maryland Equine Census, USDA 2010