



2A Maryland

2A@2AMaryland.org

Senate Bill 773

Public Safety – Firearms Dealers – Storage Vaults for Regulated Firearms Unfavorable

The Maryland General Assembly has a disappointing history when it comes to holding criminals responsible for their actions. Worse, we hear legislators arguing that there are too many people in prison. They even go so far as to contend that the criminals are somehow also victims because *their* victims did not do enough to prevent the crime from occurring in the first place. This is not unlike the now rejected defense strategy that a rape did not occur because the victim was dressed a certain way and did not protest enough or fight hard enough to successfully themselves.

Now we have Senate Bill 773, a bill which will place even more burden on already heavily regulated legitimate businesses. It seems that bollards, locks, screens, bars, alarm systems and cameras are not enough. Nor are the laws against breaking and entering, burglary, theft, destruction of property and a host of other offenses.

Senate Bill 773 will place an increased burden on the over 700 licensed firearms dealers in Maryland. Dealers, who are already under attack by criminals now must contend with yet another attack on their livelihood.

It has become increasingly difficult to determine which side the legislature is on. SB 533 Criminal Law - Theft of a Handgun, which would make the theft of a firearm a penalty is languishing in this Committee, where it will likely die of neglect as did SB 560 in 2021 and SB 672 in 2020. This sends a clear message that this Committee is not on the side of the law-abiding. A fact reinforced by this Committee's failure to specifically criminalize the use of a ghost gun in a crime.

Senate Bill 773
Unfavorable

We, the law-abiding citizens, have become too accustomed to being told “NO” when it comes to our rights. When is the Maryland General Assembly finally going to take a principled stand? The climate of placating the gun control groups and coddling the violent criminals must end. When is the Maryland General Assembly finally going to say “NO” to the criminals and stand up for the lawful majority?

There is also the matter of unintended consequences to be considered.

Criminals are resourceful and increasingly ruthless. When one source becomes less attractive, they will almost certainly resort to alternative options, home invasions, home burglary, and daylight armed robberies of gun stores. Muggings of law enforcement officers lured into ambush by innocuous sounding calls for service for the express purpose of stealing the officer’s firearms are not beyond the scope of possible outcome.

We strongly urge this Committee to report unfavorably on Senate Bill 773.




Respectfully,



John H. Josselyn, Director
2A Maryland

Attachments (3)

Owner of gun shop killed in robbery 2nd man wounded; 8 suspects arrested

By Roger Twigg and S. M. Khalid
Baltimore Sun • Sep 12, 1991 at 12:00 am

 A Belair Road gun shop owner was killed and another man seriously wounded yesterday during a robbery by at least four men who broke open display cases and  escaped with as many as 50 handguns, Baltimore police said. 

 Five suspects were rounded up by police within two hours of the shooting, and  three others were captured last night. But one man managed to elude arrest, and police were still searching for most of the stolen weapons.

The robbers' daylight assault at the Northeast Gun Shop was the latest in a series of gun thefts in Maryland this year, but police said last night they had no reason to believe it was linked to earlier incidents.

Killed in the 11:50 a.m. robbery was Charles E. "Eddie" Scheuerman, 53, owner and operator of the business in the 4900 block of Belair Road for at least 21 years. Police said he was wounded in the chest by a shotgun blast and died on arrival at Francis Scott Key Medical Center.

A bystander in the store, Michael Berman, a 42-year-old electronics employee who lives in the 11700 block of Morning Mist Lane in Columbia, was shot once in the upper back and was listed in stable condition at Johns Hopkins Hospital.

Police said two gang members entered the gun shop as the owner was talking to Mr. Berman. Mr. Scheuerman's son, John, who works with him, had just left to go to a nearby business. As the two men started to look at some of the weapons on display, two others entered the shop, and one of them approached Mr.

Scheuerman and shot him in the chest before he could say, "May I help you," said Dennis S. Hill, a police spokesman.

Mr. Hill said another of the men turned and shot Mr. Berman in the back with a handgun.

While the victims were lying on the floor, the four robbers broke the glass cases on two walls of the shop, removed 43 to 50 handguns of various sizes and stuffed them into a green canvas duffel bag they had carried into the store, police said.

Witnesses told police that the robbers fled in three cars -- a white Buick, a red Volkswagen and a brown Ford Escort.

Fortunately, it was done in broad daylight on Belair Road," Lt. Robert M. Stanton of the homicide unit. "Several people stopped to write tag numbers."

The Buick was spotted moments later by police officers traveling to the address listed for its tag numbers in computerized Motor Vehicle Administration records. The officers followed it to a two-story row house in the 1200 block of Clendenin Street, where the car's occupants ran inside with the duffel bag.

An officer who went to the rear of the building caught one suspect climbing out a first-floor window, and three others were coaxed from the building as other police officers surrounded the house, Mr. Hill said.

Out of fear that a fifth suspect might have taken a 2-year-old child hostage in the house, members of the Police Department's Quick Response Team went inside, where they found the toddler unharmed in an empty second-floor bathtub, Mr. Hill said, adding that no one else was found in the building.

A .45-caliber handgun was found on a first-floor dining room table and another on the roof, where it apparently had been thrown by one of the suspects, police said.

A fifth man was taken into custody in a house in the 2300 block of Brookfield Avenue. Police identified him only as the son of a man who owns the white Buick

thought to have been one of the getaway cars.

Police obtained a search warrant last night for the house on Clendenin Street, then examined it. They also arrested three men who arrived as the officers were at work, but a fourth eluded capture, police said.

Seized at the house, Mr. Hill said, were an Uzi semiautomatic firearm, eight handguns of various sizes, a sawed-off rifle, boxes of ammunition of various calibers, magazines for semiautomatic weapons, walkie-talkies and beepers.

"We think they had time to transfer some of the weapons to another bag, and we're looking for a guy we believe might have about 30 additional weapons, including one Uzi," Mr. Hill said.

Lieutenant Stanton said eight guns thought to have been taken in the robbery were recovered but that most of the weapons remained missing.

Another homicide investigator, Sgt. Steven Lehmann, said some the weapons -- 9mm and .45-caliber handguns -- are the type carried by drug dealers, he noted.

All three vehicles thought to have been used in the robbery-murder were recovered in the same neighborhood, police said.

More than 1,000 high-powered weapons have been stolen in 51 robberies of licensed firearm dealers in Maryland and Virginia this year, said David C. Troy, a special agent for the federal Bureau of Alcohol, Tobacco and Firearms' Washington district, which includes both states. The bureau was participating in the investigation of yesterday's robbery.

Agent Troy said the bureau has received information that the stolen guns are being sold to drug organizations operating in Baltimore, Washington and Philadelphia, where the weapons are used in turf battles between rival groups.

In 1974, the shop robbed yesterday was hit by burglars who stole about 25 handguns.

Joseph Brown, owner of the Valley Lounge adjacent to the gun shop, said Mr. Scheuerman's store was well equipped with security equipment. "All you had to do was touch the front door and the alarm would go off," he said.

"Eddie ran a good shop," he said "This is an ongoing affair with gun shop owners -- guys with guns going after more guns."

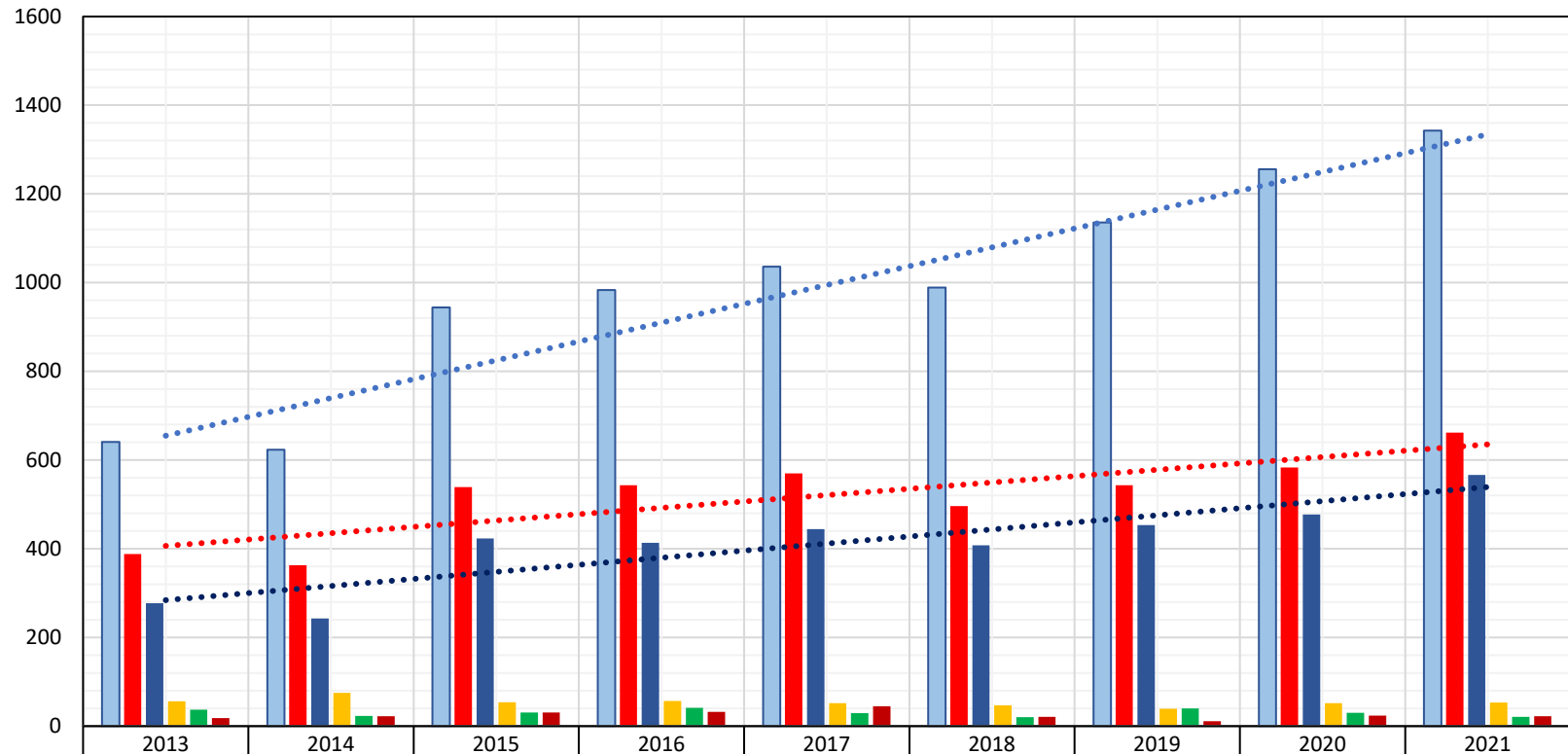
Police said Mr. Scheuerman owned and operated two other gun shops but was not carrying a gun when he was shot.



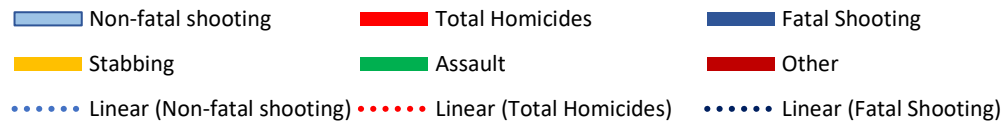
2A Maryland

Maryland Homicides, Non-fatal Shootings & Trends 2013-2021

Data Source: Maryland Coordination & Analysis Center (MCAC)



	2013	2014	2015	2016	2017	2018	2019	2020	2021
Non-fatal shooting	641	623	944	983	1036	989	1136	1256	1343
Total Homicides	388	363	539	543	570	496	543	583	662
Fatal Shooting	277	243	423	413	444	408	453	477	566
Stabbing	56	75	54	57	52	47	39	52	53
Assault	37	23	31	41	29	20	40	30	21
Other	18	22	31	32	45	21	11	24	22



2A MARYLAND
Homicide Victim / Offender Demographics
Data Source: Maryland UCR 2011-2020

Victim - Race	2011	2012	2013	2014	2015	2016	2017	2018	2019	2020
White	68	68	69	71	96	85	102	75	88	97
Black	322	301	318	283	449	446	457	402	451	472
Asian	5	3	0	5	4	2	9	5	3	3
American Indian	0	0	0	2	0	0	0	1	0	1
Unknown	3	0	0	2	4	1	1	6	1	0
Total	398	372	387	363	553	534	569	489	543	573
Per Capita Rate	6.8	6.3	6.5	6.1	9.2	8.9	9.4	8.1	9.0	9.5

Victim - Race	2011-2020 Total	Yearly Avg - 10 Years	Ratio to White
White	819	82	1.00
Black	3901	390	4.76
Asian	39	4	0.05
American Indian	4	0	0.00
Unknown	18	2	0.02
Total	4781	478	
Per Capita Rate		7.98	

Offender - Race	2011	2012	2013	2014	2015	2016	2017	2018	2019	2020
White	65	44	50	74	85	64	79	58	71	56
Black	258	271	260	186	242	190	305	266	268	310
Asian	1	0	2	2	2	6	2	2	1	2
American Indian	0	0	0	0	0	0	0	1	0	3
Unknown	164	159	158	159	321	339	288	224	285	282
Total	488	474	470	421	650	599	674	551	625	653

Offender - Race	2011-2020 Total	Yearly Average - 10 Years	Ratio to White
White	646	65	1.00
Black	2556	256	3.96
Asian	20	2	0.03
American Indian	4	0	0.01
Unknown	2379	238	3.68
Total	5605	561	

Victim Age Range	2011	2012	2013	2014	2015	2016	2017	2018	2019	2020
Under 18	32	21	26	30	43	27	43	27	29	30
18-21	57	65	65	40	69	81	64	52	79	89
22-29	130	104	115	110	184	179	194	157	172	165
30 and over	179	182	181	183	257	244	266	251	262	290
Unknown	0	0	0	0	0	3	2	2	2	1

Victim Age Range	2011-2020 Total	Yearly Average - 10 Years
Under 18	308	31
18-21	661	66
22-29	1510	151
30 and over	2295	230
Unknown	10	1

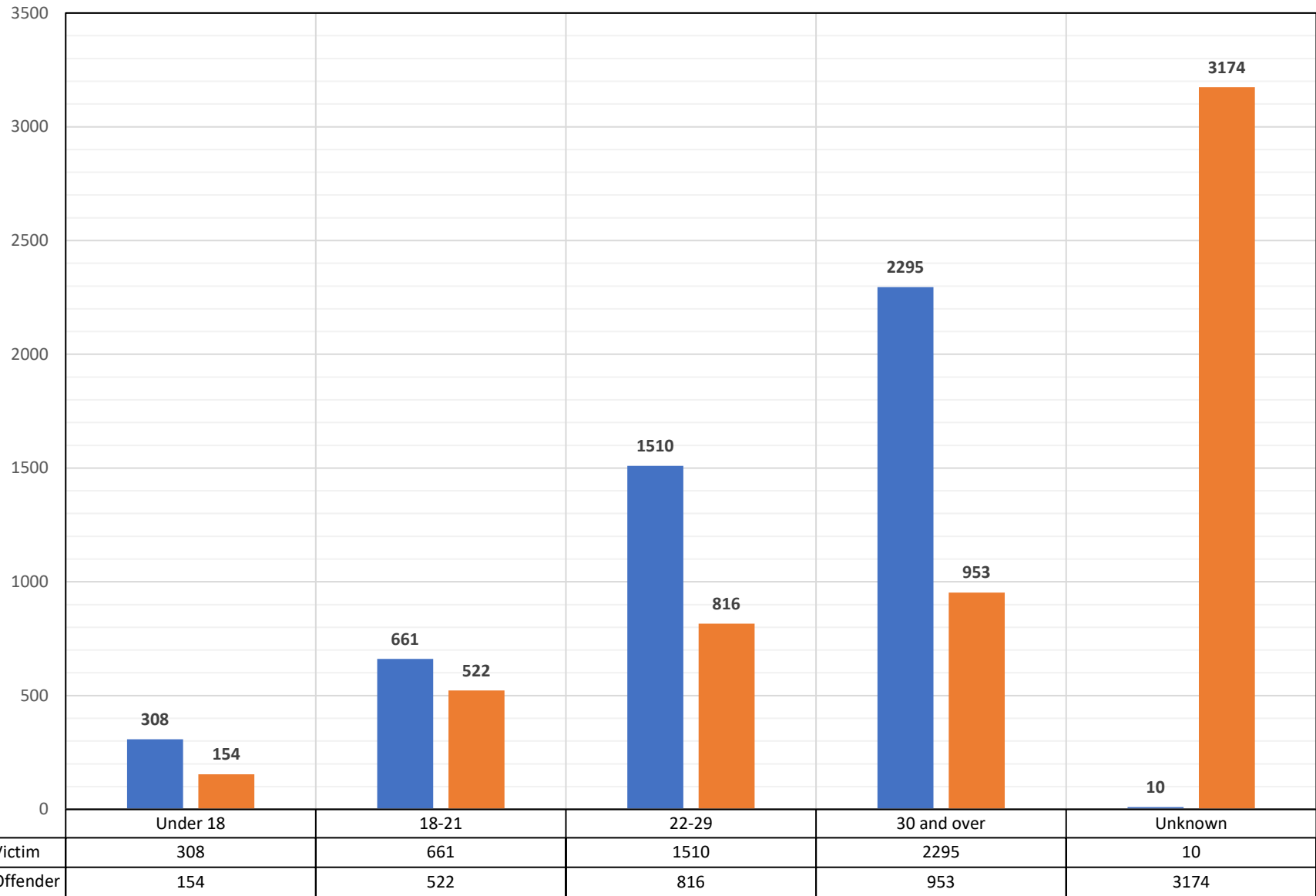
Offender Age Range	2011	2012	2013	2014	2015	2016	2017	2018	2019	2020
Under 18	12	15	10	16	16	16	17	20	14	18
18-21	56	57	57	38	53	55	64	41	48	53
22-29	81	70	69	76	100	90	102	64	81	83
30 and over	99	72	83	97	103	91	107	99	91	111
Unknown	240	260	251	194	378	347	384	327	394	399

Offender Age Range	2011-2020 Total	Yearly Average - 10 Years
Under 18	154	15
18-21	522	52
22-29	816	82
30 and over	953	95
Unknown	3174	317

Population	Percent
White	55.54%
Black	29.89%
Asian	6.28%
American Indian	0.28%

2A Maryland

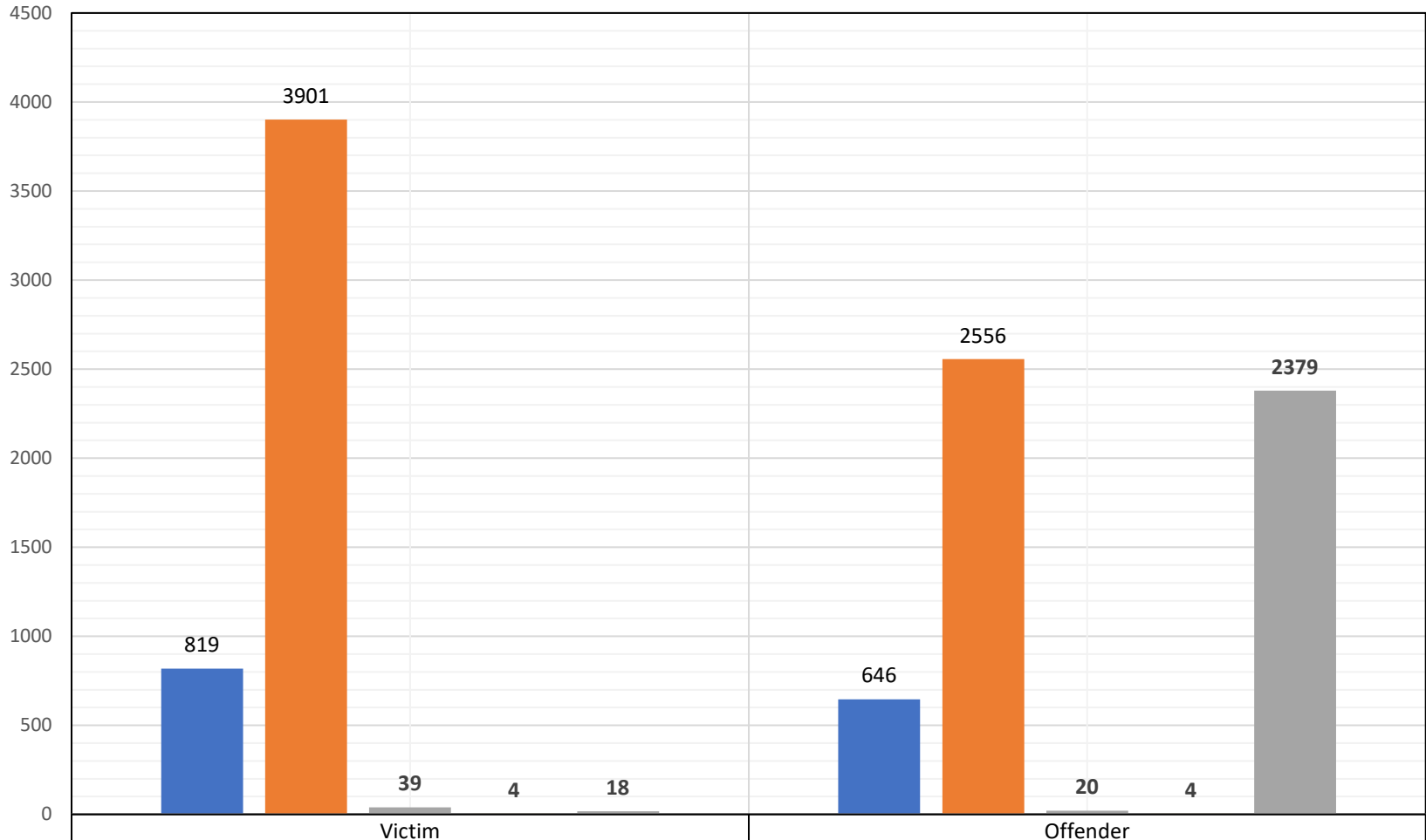
Homicide - Victims & Offenders by Age - Source: MSP Uniform Crime Reports 2011-2020



■ Victim ■ Offender

2A Maryland

Homicide - Victims & Offenders by Race - Source: MSP Uniform Crime Reports 2011-2020

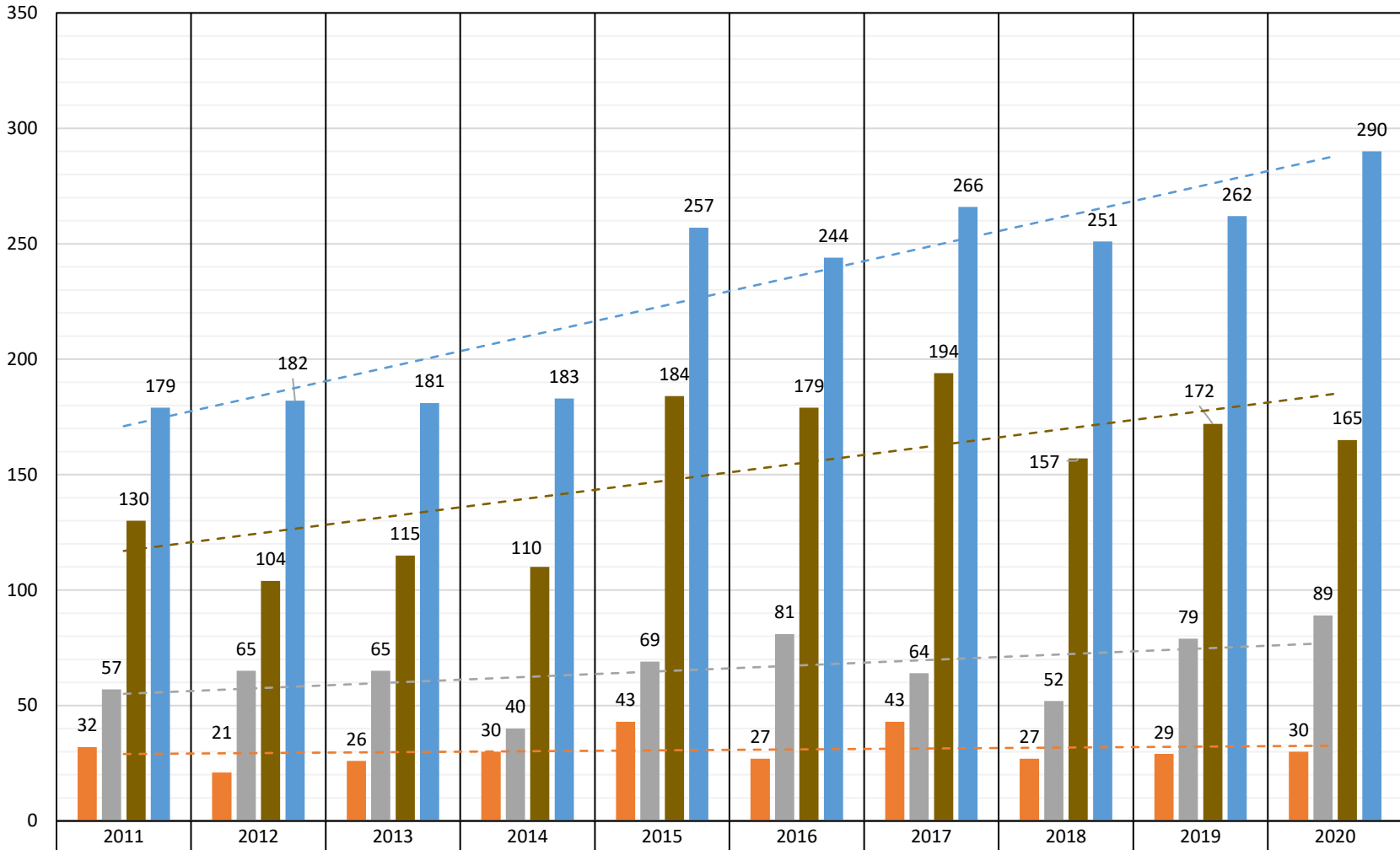


White	819	646
Black	3901	2556
Asian	39	20
American Indian	4	4
Unknown	18	2379

White Black Asian American Indian Unknown

2A Maryland

Homicide - Victims by Year & Age - Source: MSP Uniform Crime Reports 2011-2020

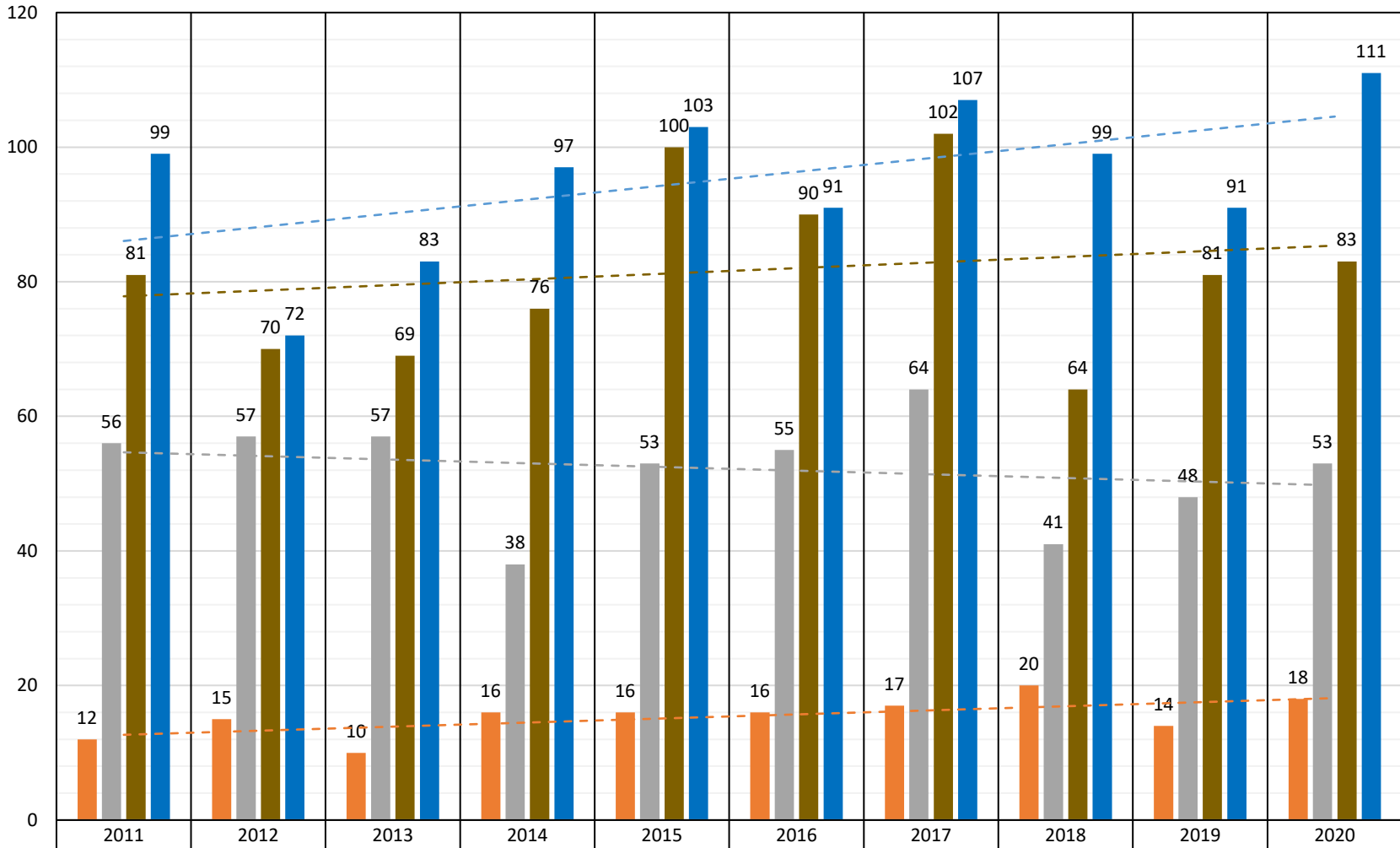


Under 18	32	21	26	30	43	27	43	27	29	30
18-21	57	65	65	40	69	81	64	52	79	89
22-29	130	104	115	110	184	179	194	157	172	165
30 and over	179	182	181	183	257	244	266	251	262	290

■ Under 18
 ■ 18-21
 ■ 22-29
 ■ 30 and over
 - - - Linear (Under 18)
 - - - Linear (18-21)
 - - - Linear (22-29)
 - - - Linear (30 and over)

2A Maryland

Homicide - Offenders by Year & Age - Source: MSP Uniform Crime Reports 2011-2020

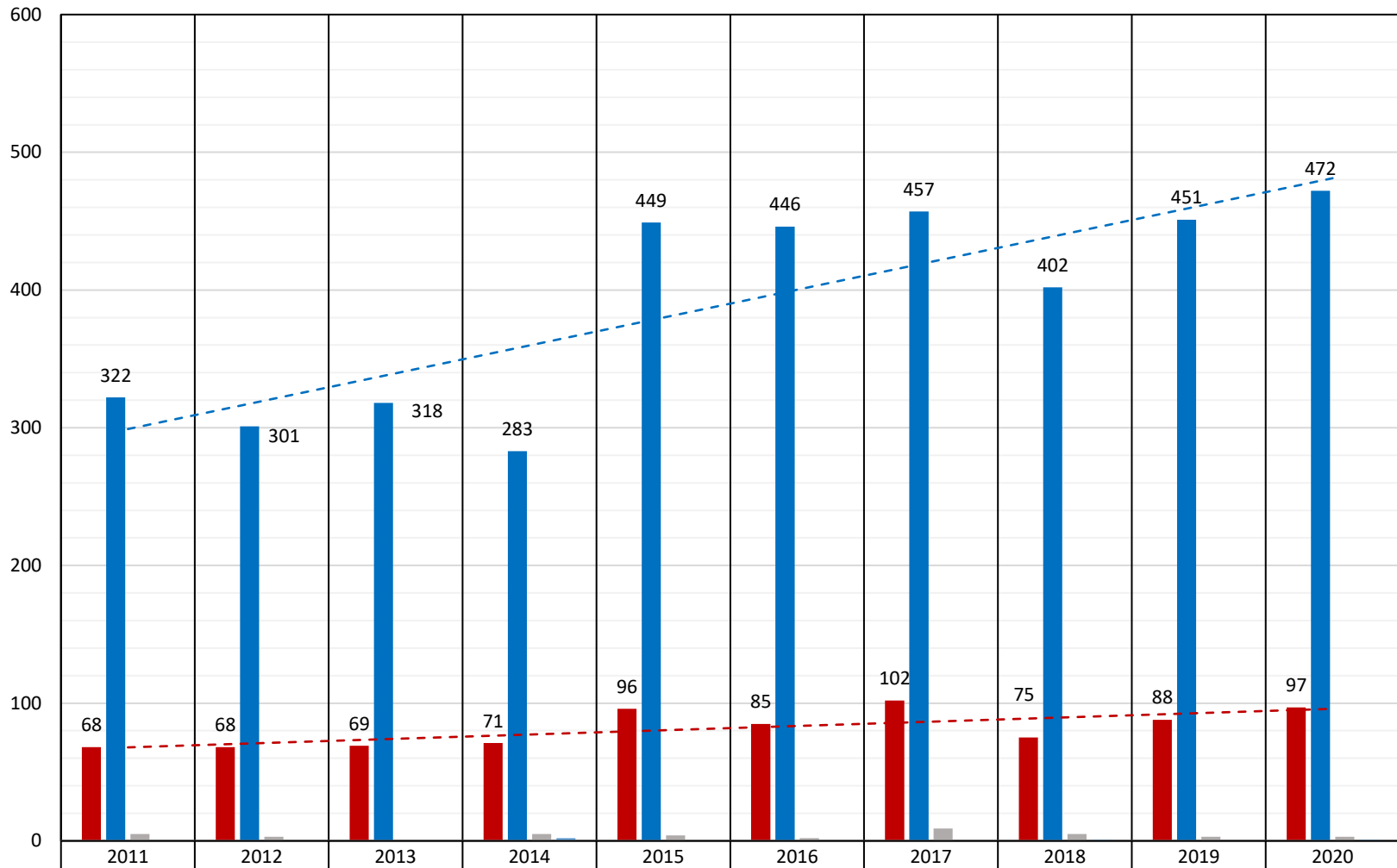


Under 18	12	15	10	16	16	16	17	20	14	18
18-21	56	57	57	38	53	55	64	41	48	53
22-29	81	70	69	76	100	90	102	64	81	83
30 and over	99	72	83	97	103	91	107	99	91	111

■ Under 18
 ■ 18-21
 ■ 22-29
 ■ 30 and over
 - - - Linear (Under 18)
 - - - Linear (18-21)
 - - - Linear (22-29)
 - - - Linear (30 and over)

2A Maryland

Homicide - Victims by Year & Race - Source: MSP Uniform Crime Reports 2011-2020

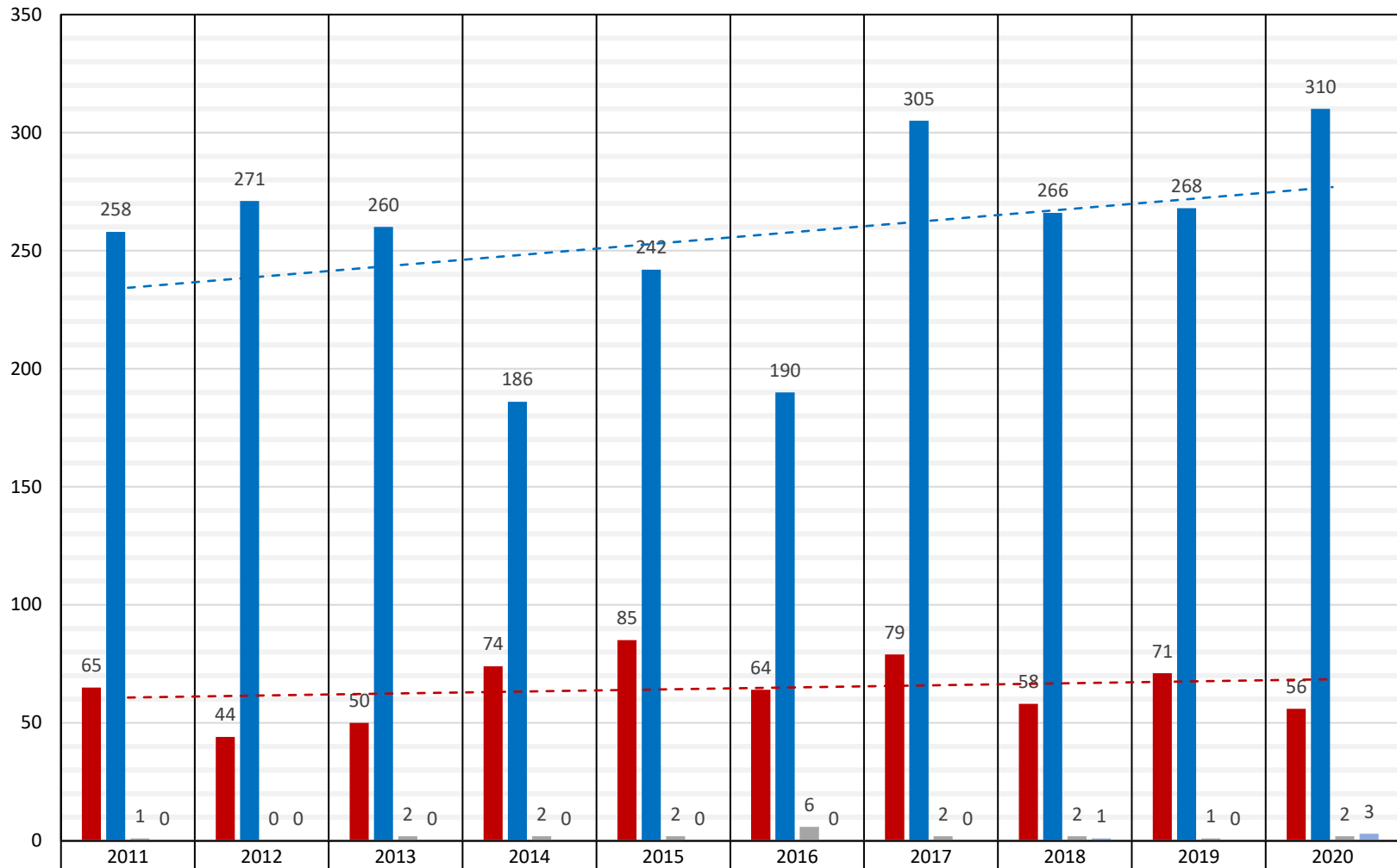


■ White	68	68	69	71	96	85	102	75	88	97
■ Black	322	301	318	283	449	446	457	402	451	472
■ Asian	5	3	0	5	4	2	9	5	3	3
■ American Indian	0	0	0	2	0	0	0	1	0	1

■ White ■ Black ■ Asian ■ American Indian - - - Linear (White) - - - Linear (Black)

2A Maryland

Homicide - Offenders by Year & Race - Source: MSP Uniform Crime Reports 2011-2020

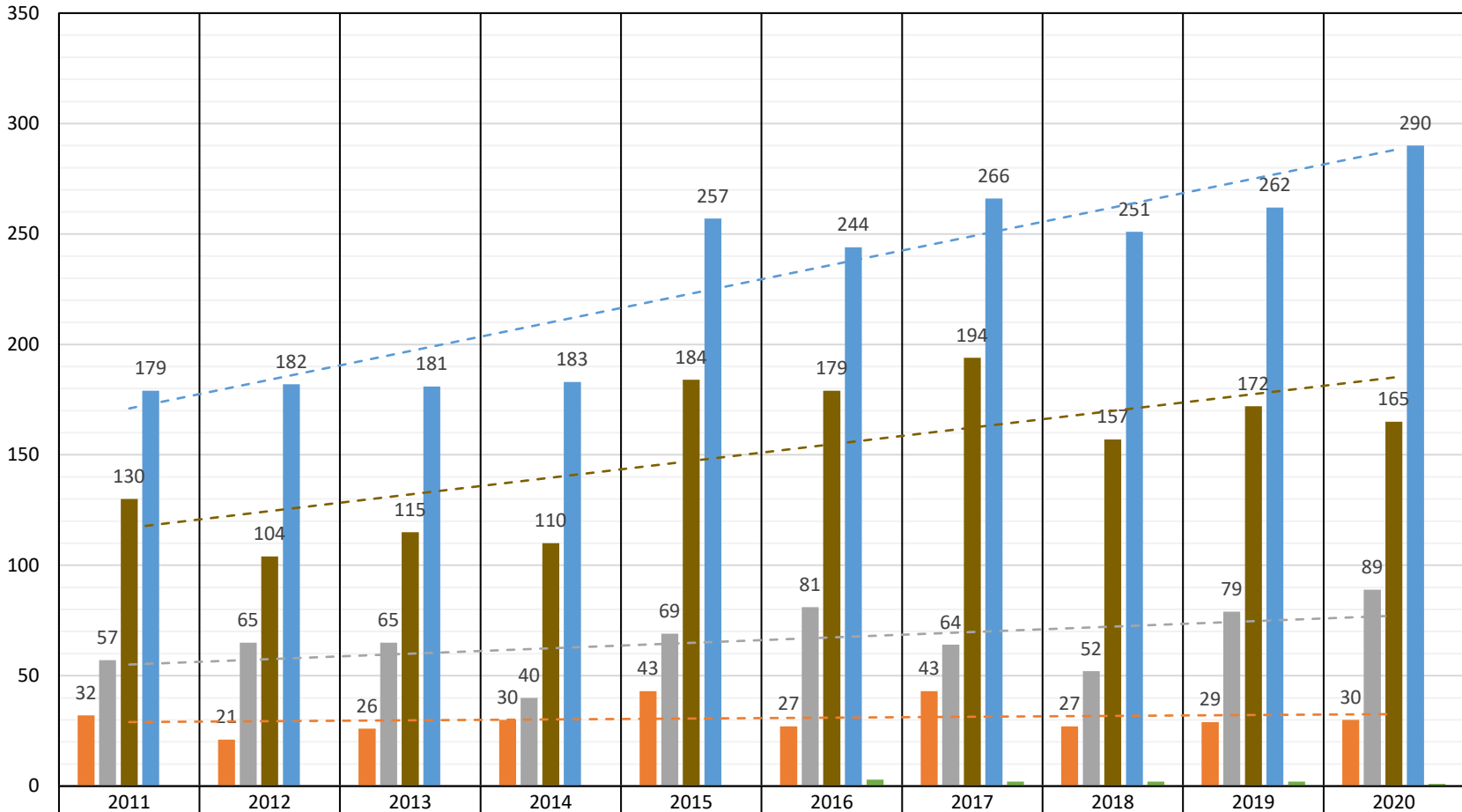


White	65	44	50	74	85	64	79	58	71	56
Black	258	271	260	186	242	190	305	266	268	310
Asian	1	0	2	2	2	6	2	2	1	2
American Indian	0	0	0	0	0	0	0	1	0	3

White Black Asian American Indian Linear (White) Linear (Black)

2A Maryland

Homicide - Victims by Year & Age - Source: MSP Uniform Crime Reports 2011-2020



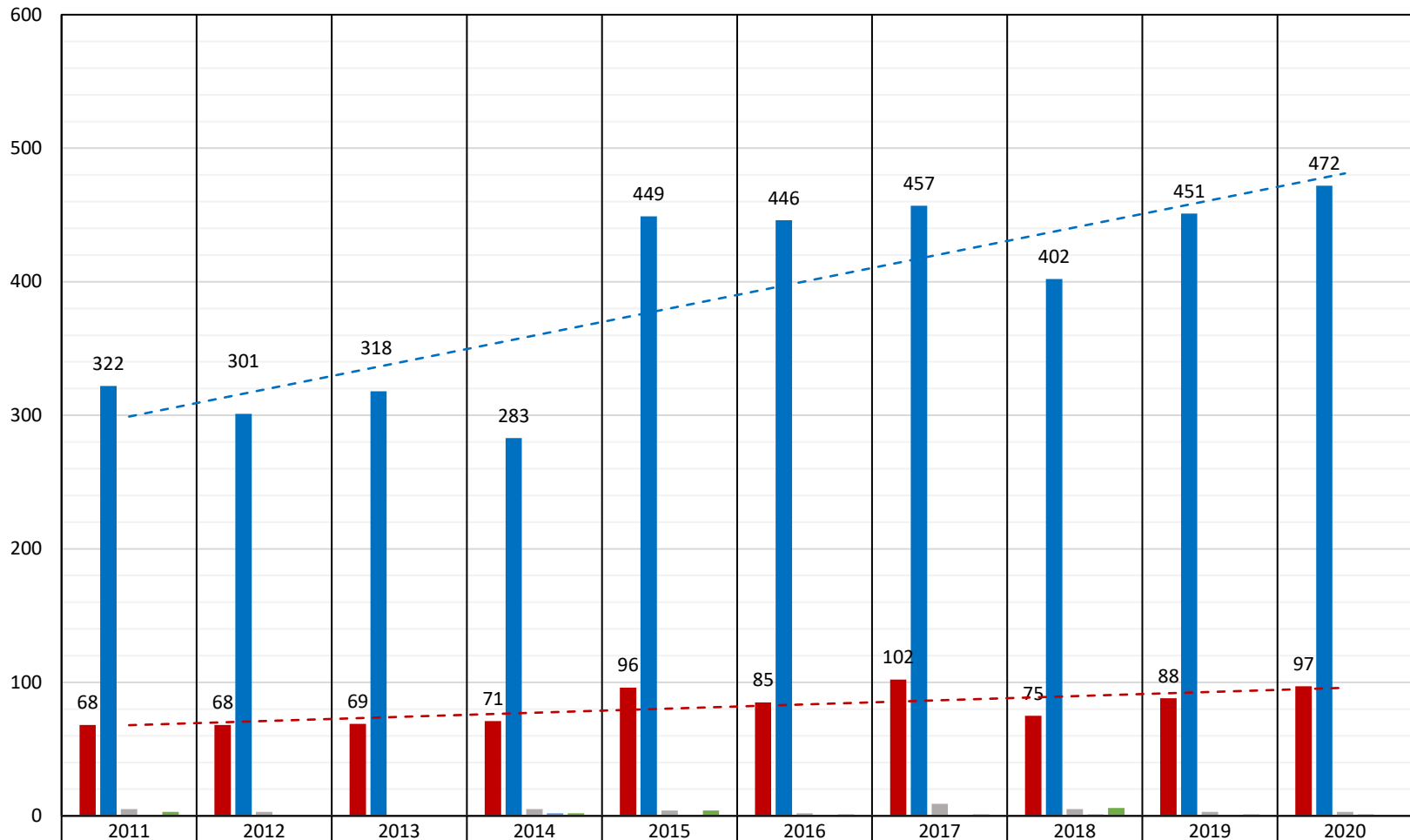
Under 18	32	21	26	30	43	27	43	27	29	30
18-21	57	65	65	40	69	81	64	52	79	89
22-29	130	104	115	110	184	179	194	157	172	165
30 and over	179	182	181	183	257	244	266	251	262	290
Unknown	0	0	0	0	0	3	2	2	2	1

■ Under 18
 ■ 18-21
 ■ 22-29
 ■ 30 and over
 ■ Unknown
- - - Linear (Under 18)
- - - Linear (18-21)
- - - Linear (22-29)
- - - Linear (30 and over)

This chart includes "unknown" age category.

2A Maryland

Homicide - Victims by Year & Race - Source: MSP Uniform Crime Reports 2011-2020



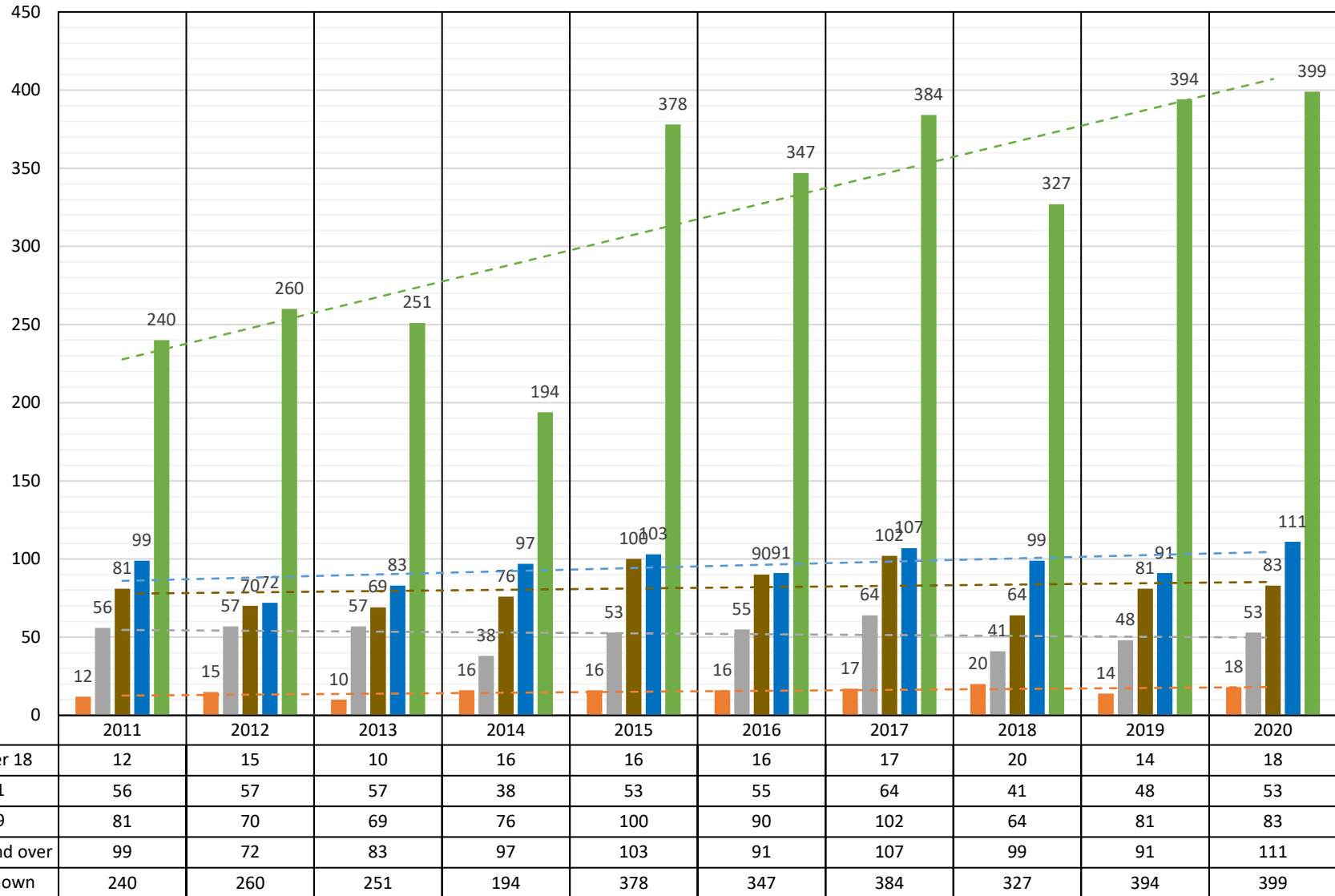
White	68	68	69	71	96	85	102	75	88	97
Black	322	301	318	283	449	446	457	402	451	472
Asian	5	3	0	5	4	2	9	5	3	3
American Indian	0	0	0	2	0	0	0	1	0	1
Unknown	3	0	0	2	4	1	1	6	1	0

White Black Asian American Indian Unknown Linear (White) Linear (Black)

This chart includes "unknown" age category.

2A Maryland

Homicide - Offenders by Year & Age - Source: MSP Uniform Crime Reports 2011-2020



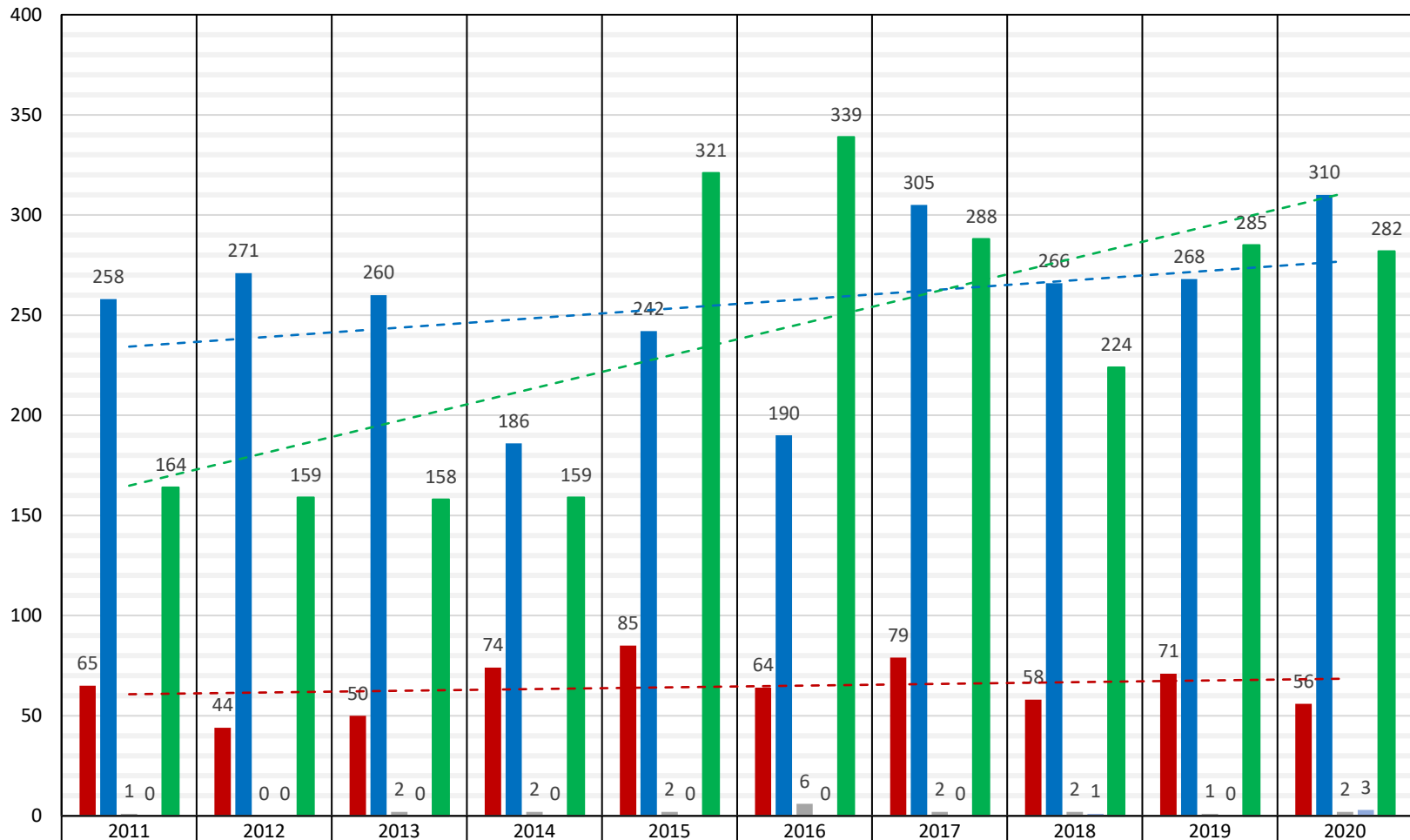
Under 18	12	15	10	16	16	16	17	20	14	18
18-21	56	57	57	38	53	55	64	41	48	53
22-29	81	70	69	76	100	90	102	64	81	83
30 and over	99	72	83	97	103	91	107	99	91	111
Unknown	240	260	251	194	378	347	384	327	394	399

■ Under 18
 ■ 18-21
 ■ 22-29
 ■ 30 and over
 ■ Unknown
- - - Linear (Under 18)
- - - Linear (18-21)
- - - Linear (22-29)
- - - Linear (30 and over)
- - - Linear (Unknown)

This chart includes "unknown" age category.

2A Maryland

Homicide - Offenders by Year & Race - Source: MSP Uniform Crime Reports 2011-2020



White	65	44	50	74	85	64	79	58	71	56
Black	258	271	260	186	242	190	305	266	268	310
Asian	1	0	2	2	2	6	2	2	1	2
American Indian	0	0	0	0	0	0	0	1	0	3
Unknown	164	159	158	159	321	339	288	224	285	282

White Black Asian American Indian Unknown Linear (White) Linear (Black) Linear (Unknown)

This chart includes "unknown" age category.