

ALERT

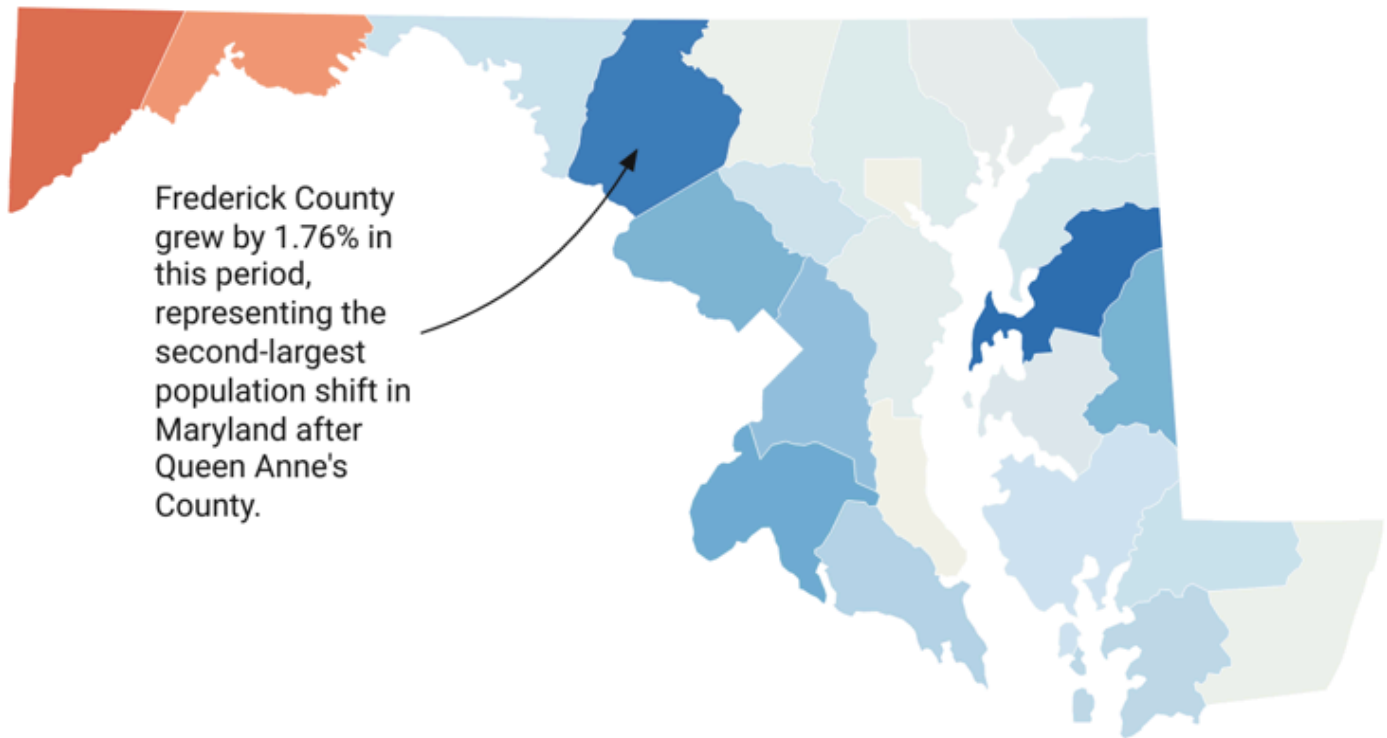

## Frederick County added more than 5K residents from 2023 to 2024, new data shows

By Ceoli Jacoby [cjacoby@newspost.com](mailto:cjacoby@newspost.com)  
Mar 13, 2025

### Population change in Maryland, 2023-2024

Between July 2023 and July 2024, two Maryland counties experienced a decrease in population. All other counties and Baltimore city experienced population growth.

Percent change



Map: By Ceoli Jacoby • Source: U.S. Census Bureau, Population Division • Created with Datawrapper

Staff graphic by Ceoli Jacoby

A choropleth map showing the population change in Maryland's counties and Baltimore city from July 1, 2023 to July 1, 2024. Counties that lost population are shaded in red, while counties that grew are depicted in shades of blue.

Staff graphic by Ceoli Jacoby

The estimated population of Frederick County increased 1.76% from July 1, 2023, to July 1, 2024, data released by the U.S. Census Bureau on Thursday show.

That's greater than the average population growth for large counties over the same period, which was 1.1%.

Large counties are defined as those with populations over 100,000 in 2024, according to a press release from the Census Bureau on Thursday.

According to the Census Bureau's Vintage 2024 estimates, Frederick County's estimated population grew from 294,154 to 299,317 between July 1, 2023, and July 1, 2024 — an increase of 5,163 people.

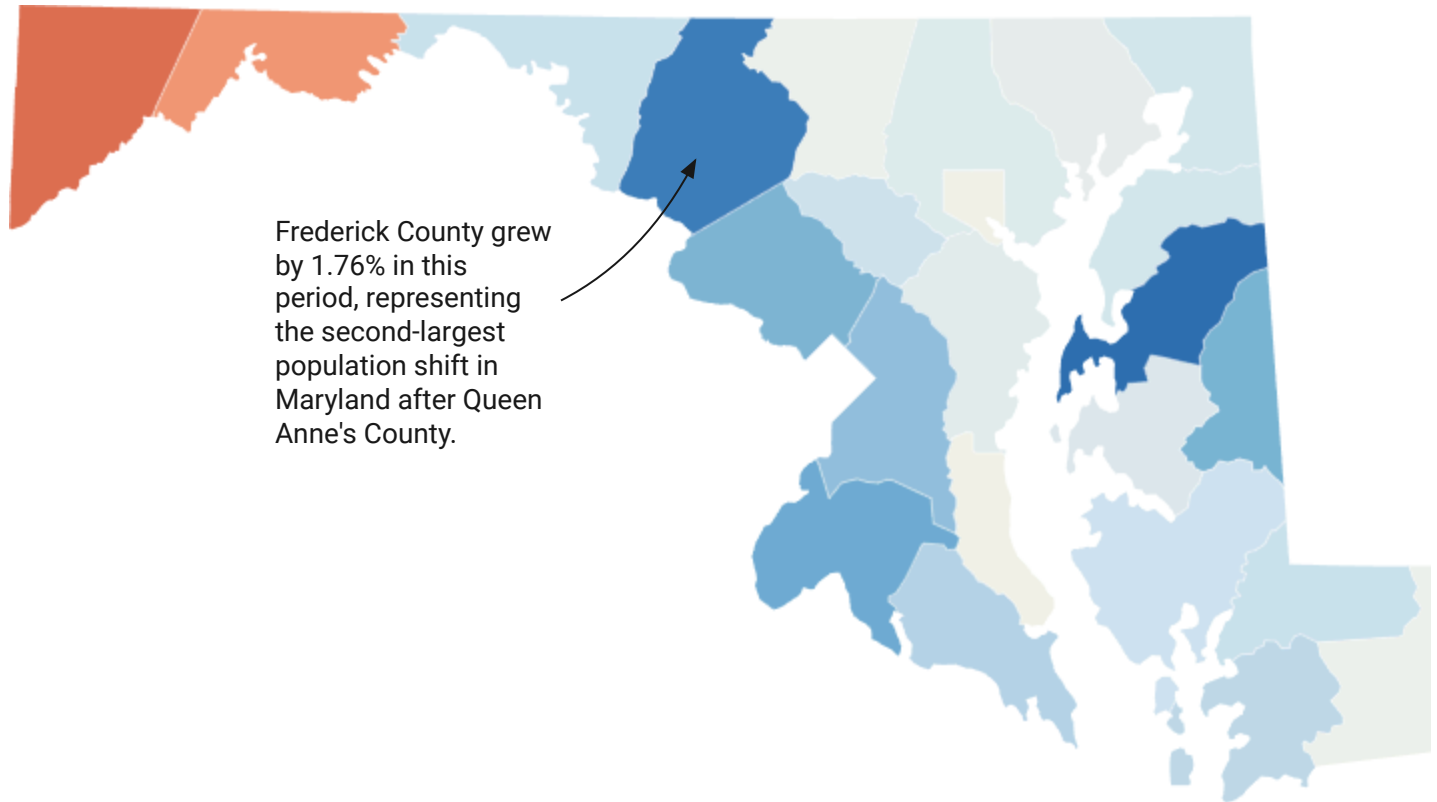
The average numeric change in population across Maryland's 23 counties and Baltimore city was 1,923. The average percent change in population was 0.65%.

Across all counties in the U.S., the average numeric change was 1,051, while the average percent change was about 0.4%, the press release said.

# Population change in Maryland, 2023-2024

Between July 2023 and July 2024, two Maryland counties experienced a decrease in population. All other counties and Baltimore city experienced population growth.

Percent change



Map: By Ceoli Jacoby • Source: U.S. Census Bureau, Population Division • [Get the data](#) • Created with [Datawrapper](#)

In Maryland, only Allegany and Garrett counties experienced a decrease in estimated population between July 1, 2023, and July 1, 2024.

Allegany County lost 199 people — a decrease of 0.3% — while Garrett County lost 109 people for a decrease of 0.38%. Both counties are in Western Maryland.

Every other Maryland county and Baltimore city experienced population growth between July 1, 2023, and July 1, 2024, the Vintage 2024 estimates show.

The state as a whole grew by 46,158 people — from 6,217,062 to 6,263,220.

Frederick County continues to grow more than almost every other Maryland jurisdiction. Between July 1, 2023, and July 1, 2024, it had the second-largest population shift in the state.

The largest population shift in the state during that period occurred in Queen Anne's County on Maryland's Eastern Shore, which grew by 1.91%.

Between July 1, 2020, and July 1, 2024, Frederick County grew more as a percentage of its population than any other county in the state.

Frederick County's population increased by 9.73% during that four-year period. The next-largest population shift during that time was in Queen Anne's County, which grew by 7.31%.

Among counties that border Frederick County, Montgomery County grew by 2.02%, Howard County grew by 2.06%, Carroll County grew by 2.43% and Washington County grew by 1.65% from July 1, 2020, to July 1, 2024.

---

**Ceoli Jacoby**

Courts/County Government Reporter