

HB_654_Wicomico County_FAV

Uploaded by: A.Kaye Kenney

Position: FAV



WICOMICO COUNTY, MARYLAND

OFFICE OF THE COUNTY EXECUTIVE

P.O. BOX 870

SALISBURY, MARYLAND 21803-0870

410-548-4801

FAX: 410-548-4803

Bunky Luffman
Director of Administration

Matt Leitzel
Assistant Director of Administration

Julie M. Giordano
County Executive

February 19, 2025

The Honorable Delegate Marc Korman
251 Taylor House Building
6 Bladen Street
Annapolis, MD 21401

Dear Delegate Korman and Committee Members,

We are writing this letter in support of House Bill No. 654 for Sunday hunting.

Many hunters work on Saturdays, which makes it difficult for them to hunt. The Sunday restrictions makes it more challenging to retain and recruit new hunters.

The licensing of hunters generates tremendous income along with the hunters purchasing hunting gear, clothes, trucks, ATV's which will increase revenues for small businesses as well as the state. In addition, there is a real issue of crop damage in several rural counties caused by deer. Expanding Sunday hunting opportunities benefits farmers.

We support the amendment it makes clear that this only applies private property owners.

We thank you for your consideration of House Bill No. 654. If you have any questions or concerns, please do not hesitate to contact me at 410-548-4801.

Respectfully,

WICOMICO COUNTY, MARYLAND

Julie M. Giordano
County Executive

HB_654_Adams_Sponsor_Testimony

Uploaded by: Del. Chris Adams

Position: FAV

CHRISTOPHER T. ADAMS
Legislative District 37B
Caroline, Dorchester, Talbot,
and Wicomico Counties

Economic Matters Committee

Subcommittees

Banking, Consumer Protection,
and Commercial Law

Business Regulation

Property and Casualty Insurance

Public Utilities

Chair

Eastern Shore Delegation



The Maryland House of Delegates
6 Bladen Street, Room 405
Annapolis, Maryland 21401
410-841-3343 · 301-858-3343
800-492-7122 Ext. 3343
Christopher.Adams@house.state.md.us

THE MARYLAND HOUSE OF DELEGATES
ANNAPOLIS, MARYLAND 21401

HB654

Wicomico County-Sunday Hunting Time Restrictions-Repeal
As Amended by 433322/1

- ***Why is the Bill being introduced?***

As amended, this local Bill expands hunting rights according to the bill **ON PRIVATE PROPERTY ONLY.**

- ***What does the Bill do?***

The Bill repeals certain time restrictions that apply to hunting of game birds and mammals on private property currently designated for Sunday Hunting in Wicomico County.

- ***Why is it important to pass now?***

Private property owners are asking the committee for the expansion of this availability to hunt. By passing this legislation, the committee would be:

- 1) supporting families who have limited time in their workweek schedule to hunt;
- 2) advancing deer management goals for farmers who are experiencing significant crop damage;
- 3) protecting citizens who drive on rural roads from the increasing incidents of deer strikes by car.



HB0654/433322/1

AMENDMENTS
PREPARED
BY THE
DEPT. OF LEGISLATIVE
SERVICES

25 FEB 25
10:21:32

BY: Delegate Adams
(To be offered in the Environment and Transportation Committee)

AMENDMENTS TO HOUSE BILL 654
(First Reading File Bill)

AMENDMENT NO. 1

On page 1, in line 2, after “**Restrictions**” insert “**on Private Property**”; in lines 4 and 5, strike “and public land designated for Sunday hunting”; and in line 9, strike “10-410(a)” and substitute “10-410(a)(1)”.

AMENDMENT NO. 2

On pages 3 through 6, strike in their entirety the lines beginning with line 9 on page 3 through line 8 on page 6, inclusive.

25-0225 L Delegate Korman - HB 654 Sunday Hunt 654

Uploaded by: James Winn

Position: FAV



WICOMICO COUNTY, MARYLAND

P.O. BOX 870
SALISBURY, MARYLAND 21803-0870
410-548-4696
FAX: 410-548-7872

WICOMICO COUNTY COUNCIL

John T. Cannon, President/At-Large
Jeff Merritt, Vice-President/District #2
James Winn, At-Large
Shanie Shields, District #1
Shane T. Baker, District #3

Josh Hastings, District #4
Joe Holloway, District #5
Laura Hurley, Council Administrator

February 25, 2025

Environment and Transportation Committee
Attn: The Honorable Delegate Marc Korman, Chair
250 Taylor House Office Building
Annapolis, MD 21401

RE: HB 654 – Wicomico County- Sunday Hunting Time Restrictions on Private Property-
Repeal

Dear Chairman Korman and Committee Members,

The Wicomico County Council appreciates your consideration of House Bill No. 654, which seeks to repeal time restrictions for Sunday hunting in Wicomico County. As previously stated in our letter dated February 4th, the Council strongly supports this legislation as it enhances hunting opportunities, aids wildlife management efforts, and benefits our local economy.

We are writing to express our support for the proposed amendments to the bill, which clarify that the repeal of Sunday hunting time restrictions applies specifically to private property. The amendments maintain the original intent of the bill while ensuring clear and precise language.

The Council believes that these amendments provide necessary clarification while maintaining the intended benefits of the bill. We remain committed to supporting measures that expand hunting opportunities for our residents and encourage outdoor recreation in Wicomico County.

Please do not hesitate to reach out if additional information is needed.

Sincerely,

WICOMICO COUNTY, MARYLAND



John T. Cannon, Council President

Enclosure

cc: Wicomico County Council
Wicomico County Delegation
Wicomico County Executive
Bunky Luffman, Director of Administration



HB0654/433322/1

AMENDMENTS
PREPARED
BY THE
DEPT. OF LEGISLATIVE
SERVICES

25 FEB 25
10:21:32

BY: Delegate Adams

(To be offered in the Environment and Transportation Committee)

AMENDMENTS TO HOUSE BILL 654

(First Reading File Bill)

AMENDMENT NO. 1

On page 1, in line 2, after “**Restrictions**” insert “**on Private Property**”; in lines 4 and 5, strike “and public land designated for Sunday hunting”; and in line 9, strike “10-410(a)” and substitute “10-410(a)(1)”.

AMENDMENT NO. 2

On pages 3 through 6, strike in their entirety the lines beginning with line 9 on page 3 through line 8 on page 6, inclusive.



WICOMICO COUNTY, MARYLAND

P.O. BOX 870
SALISBURY, MARYLAND 21803-0870
410-548-4696
FAX: 410-548-7872

WICOMICO COUNTY COUNCIL

John T. Cannon, President/At-Large
Jeff Merritt, Vice-President/District #2
James Winn, At-Large
Shanie Shields, District #1
Shane T. Baker, District #3

Josh Hastings, District #4
Joe Holloway, District #5
Laura Hurley, Council Administrator

February 4, 2025

Wicomico County Delegation
Attn: Delegate Christopher T. Adams, Chair
Lowe House Office Building, Room 405
6 Bladen Street
Annapolis, MD 21401

RE: House Bill No. 654 – Wicomico County – Sunday Hunting Time Restrictions-
Repeal

Dear Delegate Adams and Members of the Wicomico County Delegation,

The Wicomico County Council writes in full support of House Bill No. 654, which seeks to repeal the time restrictions for Sunday hunting in Wicomico County.

Allowing Sunday hunting without current restrictions will provide greater opportunities for hunters, particularly those who may not have flexibility during the workweek. This change will also support local wildlife management efforts and help boost the local economy through increased participation in hunting-related activities, including tourism and outdoor recreation.

The Council supports the bill as currently drafted and has enclosed a copy for your reference.

Thank you for your consideration, and please do not hesitate to reach out if you require any additional information.

Sincerely,

WICOMICO COUNTY, MARYLAND



John T. Cannon, Council President

Enclosure

cc: Wicomico County Council
Wicomico County Delegation
Wicomico County Executive
Bunky Luffman, Director of Administration

HOUSE BILL 654

M2

5lr0915
CF 5lr2807

By: **Wicomico County Delegation**

Introduced and read first time: January 24, 2025

Assigned to: Environment and Transportation

A BILL ENTITLED

1 AN ACT concerning

2 **Wicomico County – Sunday Hunting Time Restrictions – Repeal**

3 FOR the purpose of repealing certain time restrictions that apply to the hunting of game
4 birds and mammals on certain Sundays on private property and public land
5 designated for Sunday hunting in Wicomico County; and generally relating to
6 Sunday hunting in Wicomico County.

7 BY repealing and reenacting, with amendments,
8 Article – Natural Resources
9 Section 10–410(a)
10 Annotated Code of Maryland
11 (2023 Replacement Volume and 2024 Supplement)

12 SECTION 1. BE IT ENACTED BY THE GENERAL ASSEMBLY OF MARYLAND,
13 That the Laws of Maryland read as follows:

14 **Article – Natural Resources**

15 10–410.

16 (a) (1) (i) The Department may allow a person to hunt on each Sunday of
17 the game bird and game mammal seasons in:

18 1. Allegany County;

19 2. Subject to subparagraph (iii) of this paragraph, Calvert
20 County, from 30 minutes before sunrise until 10:30 a.m.;

21 3. Subject to subparagraph (iii) of this paragraph, Caroline
22 County, from 30 minutes before sunrise until 10:30 a.m.;

EXPLANATION: CAPITALS INDICATE MATTER ADDED TO EXISTING LAW.

[Brackets] indicate matter deleted from existing law.



1

2

3

4

5

6

7

8

9

10

11

12

13

14

15

16

17

18

19

20

21

22

23

24

25

26

27

28

29

1 1. On each Sunday of the deer hunting seasons from the first
2 Sunday in October through the second Sunday in January, inclusive; and

3 2. On each Sunday of the spring turkey hunting season.

4 [(v) The time restrictions under subparagraph (i)(13) of this
5 paragraph do not apply:

6 1. On the first Sunday of the deer firearms season; and

7 2. On the last three Sundays in October and the first two
8 Sundays in November of the deer bow hunting season.]

9 (2) The Department may allow a person to hunt deer on each Sunday of the
10 deer hunting seasons from the first Sunday in October through the second Sunday in
11 January, inclusive, in:

12 (i) Carroll County; and

13 (ii) Frederick County.

14 (3) (i) Subject to subparagraph (ii) of this paragraph, the Department
15 may allow a person to hunt deer on each Sunday of the deer hunting seasons from 30
16 minutes before sunrise until 10:30 a.m. in:

17 1. Kent County;

18 2. Montgomery County; and

19 3. Talbot County.

20 (ii) The time restrictions under this paragraph do not apply:

21 1. To a participant in a junior deer hunt authorized under
22 this subtitle;

23 2. On one Sunday designated by the Department during the
24 deer firearms season;

25 3. In Kent County, on each Sunday during the deer bow
26 hunting season and the deer muzzle loader season;

27 4. In Montgomery County, on one Sunday designated by the
28 Department during the deer bow hunting season; and

29 5. In Talbot County, on the last three Sundays in October
30 and the first two Sundays in November during the bow hunting season.

1 (4) The Department may allow a person to hunt deer during the deer
2 firearms season:

3 (i) On each Sunday in Harford County; and

4 (ii) On the first Sunday in Anne Arundel County.

5 (5) The Department may allow a person to hunt deer during the deer bow
6 hunting season on:

7 (i) The last three Sundays in October and the first two Sundays in
8 November in Harford County; and

9 (ii) The first Sunday in November in Anne Arundel County.

10 (6) The Department may allow a person to hunt turkey on each Sunday of
11 the spring turkey hunting season in:

12 (i) Carroll County;

13 (ii) Kent County; and

14 (iii) Talbot County, from 30 minutes before sunrise until 10:30 a.m.

15 (7) Notwithstanding any other provision of this subtitle, the Department
16 may allow a person with a deer management permit to shoot deer on any Sunday
17 throughout the year in accordance with the terms of the permit.

18 (8) The Department may allow a person using a State certified raptor to
19 hunt game birds or mammals on each Sunday during the open season for the game birds
20 or mammals.

21 (9) The Department may allow an unarmed person participating in an
22 organized fox chase to chase foxes on Sunday.

23 (10) The Department may allow a person shooting pen-reared game birds
24 or tower-released flighted mallard ducks to hunt on Sunday at a regulated shooting ground
25 in accordance with § 10-906 of this title.

26 (11) The Department may allow a person who is 16 years old or younger to
27 hunt on Sunday if participating in a junior hunt established by the Department in
28 accordance with this subtitle.

29 (12) Except as provided in paragraphs (8) through (10) of this subsection and
30 subject to paragraph (7) of this subsection, a person may not hunt on Sunday in:

- (i) Baltimore City;
- (ii) Baltimore County;
- (iii) Howard County; or
- (iv) Prince George's County.

(13) A person may not hunt migratory game birds on Sunday.

(14) A person may not hunt on public land within the State park system on Sunday.

(15) (i) The Department may not allow a person to hunt on public land designated for hunting by the Department on Sunday except in:

- 1. Allegany County;
- 2. Cecil County;
- 3. Garrett County;
- 4. St. Mary's County;
- 5. Washington County;
- 6. **WICOMICO COUNTY;**
- 7. Dorchester County, for turkey during the spring turkey hunting season;

[7.] 8. Frederick County, for deer from the first Sunday in October through the second Sunday in January of the following year, inclusive;

[8.] 9. Subject to subparagraph (ii) of this paragraph, Somerset County, on public land leased to a hunt club from 30 minutes before sunrise until 10:30 a.m.; **AND**

[9.] 10. Subject to subparagraph (ii) of this paragraph, Worcester County, from 30 minutes before sunrise until 10:30 a.m. [; and

10. Subject to subparagraph (iii) of this paragraph, Wicomico County, from 30 minutes before sunrise until 10:30 a.m.]

(ii) The time restrictions under subparagraph [(i)8 and 9] **(I)9 AND 10** of this paragraph do not apply:

- 1 1. On each Sunday of the deer firearms season; and
- 2 2. On the last three Sundays in October and the first two
- 3 Sundays in November of the deer bow hunting season.

4 [(iii) The time restrictions under subparagraph (i)10 of this paragraph
5 do not apply:

- 6 1. On the first Sunday of the deer firearms season; and
- 7 2. On the last three Sundays in October and the first two
- 8 Sundays in November of the deer bow hunting season.]

9 SECTION 2. AND BE IT FURTHER ENACTED, That this Act shall take effect July
10 1, 2025.

HB654_FAV_WICOMICO COUNTY COUNCIL

Uploaded by: John T. Cannon

Position: FAV



WICOMICO COUNTY, MARYLAND

P.O. BOX 870
SALISBURY, MARYLAND 21803-0870
410-548-4696
FAX: 410-548-7872

WICOMICO COUNTY COUNCIL

John T. Cannon, President/At-Large
Jeff Merritt, Vice-President/District #2
James Winn, At-Large
Shanie Shields, District #1
Shane T. Baker, District #3

Josh Hastings, District #4
Joe Holloway, District #5
Laura Hurley, Council Administrator

February 25, 2025

Environment and Transportation Committee
Attn: The Honorable Delegate Marc Korman, Chair
250 Taylor House Office Building
Annapolis, MD 21401

RE: HB 654 – Wicomico County- Sunday Hunting Time Restrictions on Private Property-
Repeal

Dear Chairman Korman and Committee Members,

The Wicomico County Council appreciates your consideration of House Bill No. 654, which seeks to repeal time restrictions for Sunday hunting in Wicomico County. As previously stated in our letter dated February 4th, the Council strongly supports this legislation as it enhances hunting opportunities, aids wildlife management efforts, and benefits our local economy.

We are writing to express our support for the proposed amendments to the bill, which clarify that the repeal of Sunday hunting time restrictions applies specifically to private property. The amendments maintain the original intent of the bill while ensuring clear and precise language.

The Council believes that these amendments provide necessary clarification while maintaining the intended benefits of the bill. We remain committed to supporting measures that expand hunting opportunities for our residents and encourage outdoor recreation in Wicomico County.

Please do not hesitate to reach out if additional information is needed.

Sincerely,

WICOMICO COUNTY, MARYLAND



John T. Cannon, Council President

Enclosure

cc: Wicomico County Council
Wicomico County Delegation
Wicomico County Executive
Bunky Luffman, Director of Administration



HB0654/433322/1

AMENDMENTS
PREPARED
BY THE
DEPT. OF LEGISLATIVE
SERVICES

25 FEB 25
10:21:32

BY: Delegate Adams

(To be offered in the Environment and Transportation Committee)

AMENDMENTS TO HOUSE BILL 654

(First Reading File Bill)

AMENDMENT NO. 1

On page 1, in line 2, after “**Restrictions**” insert “**on Private Property**”; in lines 4 and 5, strike “and public land designated for Sunday hunting”; and in line 9, strike “10-410(a)” and substitute “10-410(a)(1)”.

AMENDMENT NO. 2

On pages 3 through 6, strike in their entirety the lines beginning with line 9 on page 3 through line 8 on page 6, inclusive.



WICOMICO COUNTY, MARYLAND

P.O. BOX 870
SALISBURY, MARYLAND 21803-0870
410-548-4696
FAX: 410-548-7872

WICOMICO COUNTY COUNCIL

John T. Cannon, President/At-Large
Jeff Merritt, Vice-President/District #2
James Winn, At-Large
Shanie Shields, District #1
Shane T. Baker, District #3

Josh Hastings, District #4
Joe Holloway, District #5
Laura Hurley, Council Administrator

February 4, 2025

Wicomico County Delegation
Attn: Delegate Christopher T. Adams, Chair
Lowe House Office Building, Room 405
6 Bladen Street
Annapolis, MD 21401

RE: House Bill No. 654 – Wicomico County – Sunday Hunting Time Restrictions-
Repeal

Dear Delegate Adams and Members of the Wicomico County Delegation,

The Wicomico County Council writes in full support of House Bill No. 654, which seeks to repeal the time restrictions for Sunday hunting in Wicomico County.

Allowing Sunday hunting without current restrictions will provide greater opportunities for hunters, particularly those who may not have flexibility during the workweek. This change will also support local wildlife management efforts and help boost the local economy through increased participation in hunting-related activities, including tourism and outdoor recreation.

The Council supports the bill as currently drafted and has enclosed a copy for your reference.

Thank you for your consideration, and please do not hesitate to reach out if you require any additional information.

Sincerely,

WICOMICO COUNTY, MARYLAND



John T. Cannon, Council President

Enclosure

cc: Wicomico County Council
Wicomico County Delegation
Wicomico County Executive
Bunky Luffman, Director of Administration

HOUSE BILL 654

M2

5lr0915
CF 5lr2807

By: **Wicomico County Delegation**

Introduced and read first time: January 24, 2025

Assigned to: Environment and Transportation

A BILL ENTITLED

1 AN ACT concerning

2 **Wicomico County – Sunday Hunting Time Restrictions – Repeal**

3 FOR the purpose of repealing certain time restrictions that apply to the hunting of game
4 birds and mammals on certain Sundays on private property and public land
5 designated for Sunday hunting in Wicomico County; and generally relating to
6 Sunday hunting in Wicomico County.

7 BY repealing and reenacting, with amendments,
8 Article – Natural Resources
9 Section 10–410(a)
10 Annotated Code of Maryland
11 (2023 Replacement Volume and 2024 Supplement)

12 SECTION 1. BE IT ENACTED BY THE GENERAL ASSEMBLY OF MARYLAND,
13 That the Laws of Maryland read as follows:

14 **Article – Natural Resources**

15 10–410.

16 (a) (1) (i) The Department may allow a person to hunt on each Sunday of
17 the game bird and game mammal seasons in:

18 1. Allegany County;

19 2. Subject to subparagraph (iii) of this paragraph, Calvert
20 County, from 30 minutes before sunrise until 10:30 a.m.;

21 3. Subject to subparagraph (iii) of this paragraph, Caroline
22 County, from 30 minutes before sunrise until 10:30 a.m.;

EXPLANATION: CAPITALS INDICATE MATTER ADDED TO EXISTING LAW.

[Brackets] indicate matter deleted from existing law.



1

2

3

4

5

6

7

8

9

10

11

12

13

14

15

16

17

18

19

20

21

22

23

24

25

26

27

28

29

1 (4) The Department may allow a person to hunt deer during the deer
2 firearms season:

3 (i) On each Sunday in Harford County; and

4 (ii) On the first Sunday in Anne Arundel County.

5 (5) The Department may allow a person to hunt deer during the deer bow
6 hunting season on:

7 (i) The last three Sundays in October and the first two Sundays in
8 November in Harford County; and

9 (ii) The first Sunday in November in Anne Arundel County.

10 (6) The Department may allow a person to hunt turkey on each Sunday of
11 the spring turkey hunting season in:

12 (i) Carroll County;

13 (ii) Kent County; and

14 (iii) Talbot County, from 30 minutes before sunrise until 10:30 a.m.

15 (7) Notwithstanding any other provision of this subtitle, the Department
16 may allow a person with a deer management permit to shoot deer on any Sunday
17 throughout the year in accordance with the terms of the permit.

18 (8) The Department may allow a person using a State certified raptor to
19 hunt game birds or mammals on each Sunday during the open season for the game birds
20 or mammals.

21 (9) The Department may allow an unarmed person participating in an
22 organized fox chase to chase foxes on Sunday.

23 (10) The Department may allow a person shooting pen-reared game birds
24 or tower-released flighted mallard ducks to hunt on Sunday at a regulated shooting ground
25 in accordance with § 10-906 of this title.

26 (11) The Department may allow a person who is 16 years old or younger to
27 hunt on Sunday if participating in a junior hunt established by the Department in
28 accordance with this subtitle.

29 (12) Except as provided in paragraphs (8) through (10) of this subsection and
30 subject to paragraph (7) of this subsection, a person may not hunt on Sunday in:

- (i) Baltimore City;
- (ii) Baltimore County;
- (iii) Howard County; or
- (iv) Prince George's County.

(13) A person may not hunt migratory game birds on Sunday.

(14) A person may not hunt on public land within the State park system on Sunday.

(15) (i) The Department may not allow a person to hunt on public land designated for hunting by the Department on Sunday except in:

- 1. Allegany County;
- 2. Cecil County;
- 3. Garrett County;
- 4. St. Mary's County;
- 5. Washington County;
- 6. **WICOMICO COUNTY;**
- 7. Dorchester County, for turkey during the spring turkey hunting season;

[7.] 8. Frederick County, for deer from the first Sunday in October through the second Sunday in January of the following year, inclusive;

[8.] 9. Subject to subparagraph (ii) of this paragraph, Somerset County, on public land leased to a hunt club from 30 minutes before sunrise until 10:30 a.m.; **AND**

[9.] 10. Subject to subparagraph (ii) of this paragraph, Worcester County, from 30 minutes before sunrise until 10:30 a.m. [; and

10. Subject to subparagraph (iii) of this paragraph, Wicomico County, from 30 minutes before sunrise until 10:30 a.m.]

(ii) The time restrictions under subparagraph [(i)8 and 9] **(I)9 AND 10** of this paragraph do not apply:

- 1 1. On each Sunday of the deer firearms season; and
- 2 2. On the last three Sundays in October and the first two
- 3 Sundays in November of the deer bow hunting season.

4 [(iii) The time restrictions under subparagraph (i)10 of this paragraph

5 do not apply:

- 6 1. On the first Sunday of the deer firearms season; and
- 7 2. On the last three Sundays in October and the first two
- 8 Sundays in November of the deer bow hunting season.]

9 SECTION 2. AND BE IT FURTHER ENACTED, That this Act shall take effect July

10 1, 2025.

2025 MD HB 654 & SB 796 - Sunday Hunting Time Rest

Uploaded by: Kaleigh Leager

Position: FAV



To: **The Honorable Brian Feldman**
Chair, Senate Education, Energy, and the Environment Committee

The Honorable Marc Korman
Chair, House Environment and Transportation Committee

Re: **Senate Bill 796 – Dorchester County – Sunday Hunting Time Restrictions - Repeal**

House Bill 654 – Wicomico County – Sunday Hunting Time Restrictions - Repeal

Position: **Support**

Date: **February 28, 2025**

Dear Chairman Feldman and Chairman Korman,

As the Assistant Manager, Mid-Atlantic States for the Congressional Sportsmen’s Foundation (CSF), and as a lifelong Maryland resident and avid hunter, I respectfully urge a favorable report on Senate Bill 796 (SB 796) and House Bill 654 (HB 654). SB 796 and HB 654 will remove the time restrictions in which a person may hunt game birds and game mammals on Sundays in Dorchester and Wicomico Counties. Such time restrictions continue to be a barrier for access and opportunities for sportsmen and women, and can be found detrimental to their recruitment, retention, and reactivation (R3).

Founded in 1989, CSF is the informed authority across outdoor issues and serves as the primary conduit for influencing public policy. Working with the Congressional Sportsmen's Caucus (CSC), the Governors Sportsmen's Caucus (GSC), and the National Assembly of Sportsmen's Caucuses (NASC), CSF gives a voice to hunters, anglers, recreational shooters, and trappers on Capitol Hill and throughout state capitals advocating on vital outdoor issues that are the backbone of our nation's conservation legacy.

Maryland has experienced success with the addition of Sunday hunting for most game species since 2003 when it was first authorized. However, the current framework for Sunday hunting has resulted in a confusing patchwork of various allowances by County. Some counties, such as Dorchester and Wicomico, require hunters to end their hunt by 10:30 a.m., removing the possibility of an afternoon or evening hunt, which for some species, like the [White-tailed deer](#), is a very productive timeframe.

Access is a major limiting factor hindering participation in hunting, and restrictions on Sunday hunting provide a temporal-access barrier to youth and others that work or attend school throughout the week and are often involved in extra-curricular activities on Saturdays. Individuals and families continue to seek

the ability to participate in safe and healthy recreation. Hunting not only provides residents with that chance, but it also offers a chance to harvest fresh and healthy meat for consumption and nourishment. Additionally, hunting is the most cost-effective means of wildlife population management. CSF strongly supports measures that increase access and opportunity for sportsmen and women that are in line with science-based wildlife management.¹

Sportsmen and women are the primary funders of state-level conservation efforts in the state and are thus an important constituency that provides benefits for all Marylanders. In 2024 alone, Maryland's sportsmen and women generated more than \$15.5 million dollars for conservation funding in Maryland through revenue derived from license sales and excise taxes on sporting-related goods in the unique “user pays – public benefits” structure known as the American System of Conservation Funding. This funding provides the lion's share of funding for the Maryland DNR and supports the agency's land acquisitions, wildlife and habitat management programs, and many other programs that benefit all citizens of the “Old-Line State”.

Additionally, increasing opportunities on Sundays will allow private landowners, farmers, and others to diversify their income sources by allowing more time for hunting on their land, thereby helping to provide a capital influx into rural economies that were hardest hit by the recent recession. Creating additional opportunities will also encourage out-of-state hunting-related tourism and further bolster rural economies throughout the state.

In closing, repealing laws that continue to prohibit hunting on Sundays will likely increase participation, and license sales by extension, have a positive impact on the state's economy, and will strengthen the Old-Line State's deep outdoor heritage. In addition, this bill will provide more opportunities for friends and families to spend time afield, resulting in the strengthening of relationships, creating bonds and memories, as well as passing down traditions to the next generation. For these reasons, I respectfully urge a favorable report on Senate Bill 796 and House Bill 654.

Sincerely,



Kaleigh E. Leager
Assistant Manager, Mid-Atlantic States | Congressional Sportsmen's Foundation
110 North Carolina Ave, SE | Washington, DC 20003
kleager@congressionalsportsmen.org | 202-543-6850 X 20

¹ [Congressional Sportsmen's Foundation 2023 Issue Brief – Sunday Hunting Restrictions](#)

25-0225 L Delegate Korman - HB 654.pdf

Uploaded by: Laura Hurley

Position: FAV



WICOMICO COUNTY, MARYLAND

P.O. BOX 870
SALISBURY, MARYLAND 21803-0870
410-548-4696
FAX: 410-548-7872

WICOMICO COUNTY COUNCIL

John T. Cannon, President/At-Large
Jeff Merritt, Vice-President/District #2
James Winn, At-Large
Shanie Shields, District #1
Shane T. Baker, District #3

Josh Hastings, District #4
Joe Holloway, District #5
Laura Hurley, Council Administrator

February 25, 2025

Environment and Transportation Committee
Attn: The Honorable Delegate Marc Korman, Chair
250 Taylor House Office Building
Annapolis, MD 21401

RE: HB 654 – Wicomico County- Sunday Hunting Time Restrictions on Private Property-
Repeal

Dear Chairman Korman and Committee Members,

The Wicomico County Council appreciates your consideration of House Bill No. 654, which seeks to repeal time restrictions for Sunday hunting in Wicomico County. As previously stated in our letter dated February 4th, the Council strongly supports this legislation as it enhances hunting opportunities, aids wildlife management efforts, and benefits our local economy.

We are writing to express our support for the proposed amendments to the bill, which clarify that the repeal of Sunday hunting time restrictions applies specifically to private property. The amendments maintain the original intent of the bill while ensuring clear and precise language.

The Council believes that these amendments provide necessary clarification while maintaining the intended benefits of the bill. We remain committed to supporting measures that expand hunting opportunities for our residents and encourage outdoor recreation in Wicomico County.

Please do not hesitate to reach out if additional information is needed.

Sincerely,

WICOMICO COUNTY, MARYLAND



John T. Cannon, Council President

Enclosure

cc: Wicomico County Council
Wicomico County Delegation
Wicomico County Executive
Bunky Luffman, Director of Administration



HB0654/433322/1

AMENDMENTS
PREPARED
BY THE
DEPT. OF LEGISLATIVE
SERVICES

25 FEB 25
10:21:32

BY: Delegate Adams

(To be offered in the Environment and Transportation Committee)

AMENDMENTS TO HOUSE BILL 654

(First Reading File Bill)

AMENDMENT NO. 1

On page 1, in line 2, after “**Restrictions**” insert “**on Private Property**”; in lines 4 and 5, strike “and public land designated for Sunday hunting”; and in line 9, strike “10-410(a)” and substitute “10-410(a)(1)”.

AMENDMENT NO. 2

On pages 3 through 6, strike in their entirety the lines beginning with line 9 on page 3 through line 8 on page 6, inclusive.



WICOMICO COUNTY, MARYLAND

P.O. BOX 870
SALISBURY, MARYLAND 21803-0870
410-548-4696
FAX: 410-548-7872

WICOMICO COUNTY COUNCIL

John T. Cannon, President/At-Large
Jeff Merritt, Vice-President/District #2
James Winn, At-Large
Shanie Shields, District #1
Shane T. Baker, District #3

Josh Hastings, District #4
Joe Holloway, District #5
Laura Hurley, Council Administrator

February 4, 2025

Wicomico County Delegation
Attn: Delegate Christopher T. Adams, Chair
Lowe House Office Building, Room 405
6 Bladen Street
Annapolis, MD 21401

RE: House Bill No. 654 – Wicomico County – Sunday Hunting Time Restrictions-
Repeal

Dear Delegate Adams and Members of the Wicomico County Delegation,

The Wicomico County Council writes in full support of House Bill No. 654, which seeks to repeal the time restrictions for Sunday hunting in Wicomico County.

Allowing Sunday hunting without current restrictions will provide greater opportunities for hunters, particularly those who may not have flexibility during the workweek. This change will also support local wildlife management efforts and help boost the local economy through increased participation in hunting-related activities, including tourism and outdoor recreation.

The Council supports the bill as currently drafted and has enclosed a copy for your reference.

Thank you for your consideration, and please do not hesitate to reach out if you require any additional information.

Sincerely,

WICOMICO COUNTY, MARYLAND



John T. Cannon, Council President

Enclosure

cc: Wicomico County Council
Wicomico County Delegation
Wicomico County Executive
Bunky Luffman, Director of Administration

HOUSE BILL 654

M2

5lr0915
CF 5lr2807

By: **Wicomico County Delegation**

Introduced and read first time: January 24, 2025

Assigned to: Environment and Transportation

A BILL ENTITLED

1 AN ACT concerning

2 **Wicomico County – Sunday Hunting Time Restrictions – Repeal**

3 FOR the purpose of repealing certain time restrictions that apply to the hunting of game
4 birds and mammals on certain Sundays on private property and public land
5 designated for Sunday hunting in Wicomico County; and generally relating to
6 Sunday hunting in Wicomico County.

7 BY repealing and reenacting, with amendments,
8 Article – Natural Resources
9 Section 10–410(a)
10 Annotated Code of Maryland
11 (2023 Replacement Volume and 2024 Supplement)

12 SECTION 1. BE IT ENACTED BY THE GENERAL ASSEMBLY OF MARYLAND,
13 That the Laws of Maryland read as follows:

14 **Article – Natural Resources**

15 10–410.

16 (a) (1) (i) The Department may allow a person to hunt on each Sunday of
17 the game bird and game mammal seasons in:

18 1. Allegany County;

19 2. Subject to subparagraph (iii) of this paragraph, Calvert
20 County, from 30 minutes before sunrise until 10:30 a.m.;

21 3. Subject to subparagraph (iii) of this paragraph, Caroline
22 County, from 30 minutes before sunrise until 10:30 a.m.;

EXPLANATION: CAPITALS INDICATE MATTER ADDED TO EXISTING LAW.

[Brackets] indicate matter deleted from existing law.



1

2

3

4

5

6

7

8

9

10

11

12

13

14

15

16

17

18

19

20

21

22

23

24

25

26

27

28

29

1 1. On each Sunday of the deer hunting seasons from the first
2 Sunday in October through the second Sunday in January, inclusive; and

3 2. On each Sunday of the spring turkey hunting season.

4 [(v) The time restrictions under subparagraph (i)(13) of this
5 paragraph do not apply:

6 1. On the first Sunday of the deer firearms season; and

7 2. On the last three Sundays in October and the first two
8 Sundays in November of the deer bow hunting season.]

9 (2) The Department may allow a person to hunt deer on each Sunday of the
10 deer hunting seasons from the first Sunday in October through the second Sunday in
11 January, inclusive, in:

12 (i) Carroll County; and

13 (ii) Frederick County.

14 (3) (i) Subject to subparagraph (ii) of this paragraph, the Department
15 may allow a person to hunt deer on each Sunday of the deer hunting seasons from 30
16 minutes before sunrise until 10:30 a.m. in:

17 1. Kent County;

18 2. Montgomery County; and

19 3. Talbot County.

20 (ii) The time restrictions under this paragraph do not apply:

21 1. To a participant in a junior deer hunt authorized under
22 this subtitle;

23 2. On one Sunday designated by the Department during the
24 deer firearms season;

25 3. In Kent County, on each Sunday during the deer bow
26 hunting season and the deer muzzle loader season;

27 4. In Montgomery County, on one Sunday designated by the
28 Department during the deer bow hunting season; and

29 5. In Talbot County, on the last three Sundays in October
30 and the first two Sundays in November during the bow hunting season.

1 (4) The Department may allow a person to hunt deer during the deer
2 firearms season:

3 (i) On each Sunday in Harford County; and

4 (ii) On the first Sunday in Anne Arundel County.

5 (5) The Department may allow a person to hunt deer during the deer bow
6 hunting season on:

7 (i) The last three Sundays in October and the first two Sundays in
8 November in Harford County; and

9 (ii) The first Sunday in November in Anne Arundel County.

10 (6) The Department may allow a person to hunt turkey on each Sunday of
11 the spring turkey hunting season in:

12 (i) Carroll County;

13 (ii) Kent County; and

14 (iii) Talbot County, from 30 minutes before sunrise until 10:30 a.m.

15 (7) Notwithstanding any other provision of this subtitle, the Department
16 may allow a person with a deer management permit to shoot deer on any Sunday
17 throughout the year in accordance with the terms of the permit.

18 (8) The Department may allow a person using a State certified raptor to
19 hunt game birds or mammals on each Sunday during the open season for the game birds
20 or mammals.

21 (9) The Department may allow an unarmed person participating in an
22 organized fox chase to chase foxes on Sunday.

23 (10) The Department may allow a person shooting pen-reared game birds
24 or tower-released flighted mallard ducks to hunt on Sunday at a regulated shooting ground
25 in accordance with § 10-906 of this title.

26 (11) The Department may allow a person who is 16 years old or younger to
27 hunt on Sunday if participating in a junior hunt established by the Department in
28 accordance with this subtitle.

29 (12) Except as provided in paragraphs (8) through (10) of this subsection and
30 subject to paragraph (7) of this subsection, a person may not hunt on Sunday in:

- (i) Baltimore City;
- (ii) Baltimore County;
- (iii) Howard County; or
- (iv) Prince George's County.

(13) A person may not hunt migratory game birds on Sunday.

(14) A person may not hunt on public land within the State park system on Sunday.

(15) (i) The Department may not allow a person to hunt on public land designated for hunting by the Department on Sunday except in:

- 1. Allegany County;
- 2. Cecil County;
- 3. Garrett County;
- 4. St. Mary's County;
- 5. Washington County;
- 6. **WICOMICO COUNTY;**
- 7. Dorchester County, for turkey during the spring turkey hunting season;

[7.] 8. Frederick County, for deer from the first Sunday in October through the second Sunday in January of the following year, inclusive;

[8.] 9. Subject to subparagraph (ii) of this paragraph, Somerset County, on public land leased to a hunt club from 30 minutes before sunrise until 10:30 a.m.; **AND**

[9.] 10. Subject to subparagraph (ii) of this paragraph, Worcester County, from 30 minutes before sunrise until 10:30 a.m. [; and

10. Subject to subparagraph (iii) of this paragraph, Wicomico County, from 30 minutes before sunrise until 10:30 a.m.]

(ii) The time restrictions under subparagraph [(i)8 and 9] **(I)9 AND 10** of this paragraph do not apply:

- 1 1. On each Sunday of the deer firearms season; and
- 2 2. On the last three Sundays in October and the first two
- 3 Sundays in November of the deer bow hunting season.

4 [(iii) The time restrictions under subparagraph (i)10 of this paragraph
5 do not apply:

- 6 1. On the first Sunday of the deer firearms season; and
- 7 2. On the last three Sundays in October and the first two
- 8 Sundays in November of the deer bow hunting season.]

9 SECTION 2. AND BE IT FURTHER ENACTED, That this Act shall take effect July
10 1, 2025.

Testimony (2).pdf

Uploaded by: Maribeth Kulynycz

Position: FAV



Maryland Bowhunters Society

P.O. Box 21

Willards, MD 21874

www.marylandbowhunterssociety.org

February 28, 2025

THE HONORABLE MARC KORMAN, CHAIR

Honorable Members of House Environment & Transportation Committee

RE: SUPPORT FOR HOUSE BILL 654

Good afternoon, Mr. Chairman and members of the committee

My name is Maribeth Kulynycz, I am here on behalf of the Maryland Bowhunter's Society (MBS), in support of HB 654. MBS is an organization that has been dedicated to preserving the history and ensuring the future of archery and bowhunting in Maryland since 1977. MBS promotes and provides safety and education for all who wish to enjoy the outdoors.

The majority of Sundays affected by this bill will be archery only. Archery is considered one of the safest means of hunting and statistics stand by that. It requires patience, precision, skills, and time. Every minute spent afield increases the chance of success.

In archery the distance for taking an ethical shot is greatly decreased when compared to traditional firearms. Arrows are usually sent from an elevated platform. At that angle, even with the strength of modern-day bows, the flight of the arrow does not continue on beyond the target range, the arrow will stick into the ground once it is released. These aspects and many others allow bowhunters to utilize much smaller tracts of land safely. Those who bow hunt do not take the responsibility lightly and the lack of incident reports across the country attests to that.

It is important to note that there are very few natural predators in the state of Maryland. Research shows that hunting is the best means we have to help maintain a healthy deer herd. Healthy is the key word, when the land cannot sustain the animals we encounter many other problems, like disease, automobile accidents, and crop damage. And this leads to extreme means of thinning the herd like nighttime crop damage shooting and hiring sharp shooters.

Many would ask why the 10:30 time limit isn't sufficient? Deer bed down during the day and are most active in the evenings when they can feed and move under cover of darkness. When it comes to hunting farm fields, in order to access that field in the early morning, hours pushes every single deer out. They will go to their daytime bedding areas and will not return until evening. Hunting afternoons gives the strongest chance of catching deer coming from their daytime areas to the fields where they will spend the evening.

Hunters play a pivotal role in the efforts to maintain a balance. Only 2% of the population of Maryland hunts. I think it's sad that only 2% of Maryland residents know how to provide for themselves with this healthy, organic, renewable resource. That's a lot of responsibility on hunters to produce effective numbers, and they should have every opportunity available to aid them in the efforts to do so.

Because in reality most people in today's economy have to work 5 or 6 days a week. Kids are in school, and Saturdays are filled with sports and family events. Sunday is often the only day people are free to enjoy the outdoors. And many would like the opportunity to bow hunt on their only day off, and get their families involved, especially the kids.

So many of today's youth are stuck inside and glued to a phone screen. We are living in a stagnant society, and the science behind how that is affecting the future generations is alarming. They need opportunities to be in nature, to run, jump, move, learn new skills, and expand their knowledge in ways technology can not provide. With safe and educated mentors and family members at their side, this gives them a chance to learn about traditions and the ways of people who walked this land long before us.

Increasing access and opportunities for people will not only help keep the roads safer, protect farmers, help hard working citizens provide for their families, but it also helps ensure the longevity of the land and the animals we share it with.

Maribeth Kulynycz

Executive Secretary of the Maryland Bowhunter's Society

MDFB - Support - HB654 Wicomico Sunday Hunting.pdf

Uploaded by: Tyler Hough

Position: FAV



Maryland Farm Bureau

3358 Davidsonville Road | Davidsonville, MD 21035
410-922-3426 | www.mdfarmbureau.com

February 26, 2025

To: House Environment and Transportation Committee

From: Maryland Farm Bureau, Inc.

RE: **Support of HB654 - Wicomico County - Sunday Hunting Time Restrictions - Repeal**

On behalf of the member families of the Maryland Farm Bureau, I submit written testimony in favor of HB654 Wicomico County - Sunday Hunting Time Restrictions - Repeal. This bill would remove the 10:30am time restriction for those hunting game birds and game mammals in Wicomico County. This will allow Wicomico County to have all-day hunting on three Sundays during the firearms season, two Sundays during the muzzleloader season and the Sundays during the bow season.

The Department of Natural Resources continues to stress that Sunday hunting is one of the most productive deer management tools they have to offer. Opening more opportunities for hunters to harvest over-populations of deer on private land will assist with curbing the ever-increasing crop loss due to deer damage. Per the 2011 Maryland Ag Statistics survey, deer accounted for \$7.7 million in crop losses in Maryland annually. Maryland Farm Bureau supports uniform Sunday deer hunting laws throughout the state on private land.

Maryland Farm Bureau Supports HB654

Tyler Hough

Director of Government Relations

Please contact Tyler Hough, though@marylandfb.org with any questions

HB654-AMENDMENT-Wicomico County-Sunday Hunting Tim

Uploaded by: Delegate Chris Adams

Position: FWA



HB0654/433322/1

AMENDMENTS
PREPARED
BY THE
DEPT. OF LEGISLATIVE
SERVICES

25 FEB 25
10:21:32

BY: Delegate Adams

(To be offered in the Environment and Transportation Committee)

AMENDMENTS TO HOUSE BILL 654

(First Reading File Bill)

AMENDMENT NO. 1

On page 1, in line 2, after “**Restrictions**” insert “**on Private Property**”; in lines 4 and 5, strike “and public land designated for Sunday hunting”; and in line 9, strike “10-410(a)” and substitute “10-410(a)(1)”.

AMENDMENT NO. 2

On pages 3 through 6, strike in their entirety the lines beginning with line 9 on page 3 through line 8 on page 6, inclusive.

SportsmanCaucusHB654_SupportAmendment.pdf

Uploaded by: Delegate Chris Adams

Position: FWA

Senate Chair
JACK BAILEY
Legislative District 29
Calvert & St. Mary's Counties

Maryland Legislative Sportsmen's Caucus
James Senate Office Building, Room 401
410-841-3673 or 301-858-3673
1-800-492-7122 Ext. 3673

Senate Co-Chair
KATIE FRY HESTER
Legislative District 9



House Chair
KEVIN HORNBERGER
Legislative District 35B
Cecil County

Maryland Legislative Sportsmen's Caucus
Lowe House Office Building, Room 325
410-841-3284 or 301-858-3284
1-800-492-7122 Ext. 3284

House Co-Chair
DANA JONES
Legislative District 30A

The Maryland Legislative Sportsmen's Caucus

The Sportsmen's Best Friend in Annapolis

February 25, 2025

House Bill 0654– Wicomico County- Sunday Hunting Time Restrictions- Repeal– SUPPORT with Amendment

Dear Chair, Vice Chair, and Members of the Committee,

On behalf of the Maryland Legislative Sportsmen's Caucus, we are writing today in support of **HB0654 – Wicomico County- Sunday Hunting Time Restrictions- Repeal** with the amendment offered by Delegate Adams. This bill as amended would repeal certain time restrictions that apply to the hunting of game birds and mammals on certain Sundays on private property designated for Sunday hunting in Wicomico County.

The Maryland Legislative Sportsmen's Caucus respectfully requests a favorable report with amendment on HB0654, and we thank The Wicomico County Delegation for introducing this bill.

Sincerely,


Senator Jack Bailey


Senator Katie Hester


Delegate Kevin Hornberger


Delegate Dana Jones

Sunday Hunting 2025.pdf

Uploaded by: Helen Dibben

Position: UNF

February 26, 2025

I live in Wicomico County and own 3 horses and several dogs. I often trail ride in the state forest lands here, and also walk my leashed dogs on these trails.

Currently the hunters have full access to these forest lands 6 ½ days a week. Even wearing orange on myself, my horses and my dogs, I do not feel safe. Bullets can travel a long way. We have to plan our outings around the guns already, and this proposed bill takes away our last remaining half of a day.

Helen Dibben

hunting accident report 2007-2023.pages.pdf

Uploaded by: Jane Seigler

Position: UNF

Excepts from 16 years of DNR's Annual Hunting Accident Reports

<https://dnr.maryland.gov/nrp/pages/hunting-incident-reports.aspx>

2023

— — A 59-year-old Talbot County Deer hunter was shot by another hunter from approximately 105 yards away. The victim was standing in the woods wearing an orange jacket when he heard a gunshot and felt pain in his side. The subject who fired the shot was aiming at a deer and missed causing the bullet to travel beyond his intended target striking the victim. The hunters were both hunting from the ground and could not see each other at the time the shot was fired.

— — A 25-year-old Somerset County Deer hunter was shot in the leg by another hunter while walking out of the woods. The victim was walking to his truck at approximately 1745 hours when another hunter thought he was a deer and shot the subject with his bow.

2022

— — A 48-year-old Worcester County Squirrel Hunter was hunting with his 15- year-old son. They were walking approximately 100 yards apart when the subjects' son shot at a squirrel on the ground. The Rimfire .22 long rifle caliber bullet ricocheted off the ground and struck the victim in his left shoulder. The trees and brush between the father and son made each of them unaware of the others location.

— — A 46-year-old Howard County Turkey Hunter was shot in the face and chest by a 75-year-old Howard County Turkey Hunter. The 75-year-old subject saw the other hunter approximately 40 yards away and thought it was a turkey.

2021

— A 58-year old Washington County Deer Hunter (Firearms Season) was actively hunting in a wooded area when they were struck in the thigh with a round from another firearm. NRP investigation revealed that the victim was shot in the thigh by a 10-year old relative in their hunting party who had mistaken the victim for game. Victim was transported to the hospital for non-life threatening injuries. No charges were filed against the shooter.

2020

--- A Frederick County resident observed damage to the exterior of their residence, which was consistent with that of pellet strikes from a shotgun. While investigating officers located no hunting activity in the area, the incident did occur during the end of spring turkey season. No further suspect / hunter information was developed throughout the investigation.

— A Kent County resident observed damage to their vehicle's windshield, which was consistent with that of pellet strikes from a shotgun. Nearby waterfowl hunters were interviewed and denied any involvement, which was confirmed through an on-scene investigation. The area in question is known for waterfowl hunting and there were reports of numerous shots leading up to the incident. No further suspect / hunter information was developed throughout the investigation.

— A Kent County waterfowl hunter, returning from a hunt, observed damage to their parked vehicle's tailgate, which consisted of a rifle round lodged into the plastic molding of said tailgate. Nearby waterfowl hunters were interviewed and denied any involvement, which was confirmed through an on-scene investigation. The area in

question is known for waterfowl hunting. No further suspect / hunter information was developed throughout the investigation.

— A 17 year-old Wicomico County Waterfowl Hunter was underway in a vessel with other hunters when they were struck with shotgun pellets. Investigation revealed that other members of the victim's hunting party were on shore and approximately 50-60 yards away when a 20 year-old fired a shot towards the victim's vessel in an alleged attempt to scare him and his hunting party. The victim sustained non-life threatening injuries. Natural resources / criminal charges were filed against the shooter in this incident.

— A 14 year-old Somerset County Turkey Hunter (Firearms - Junior Hunt Days) was on foot and stalking turkeys with other juvenile hunters and under adult supervision. As the juveniles were walking 50-70 yards apart, under thick tree cover and out of sight from one another, a 14-year old shooter observed a turkey and fired their shotgun twice at said game. As a result, shotgun pellets ultimately struck the victim. The shooter was not aware that the victim was in the background. The victim sustained non-life threatening injuries.

2019

---- A 61-year-old Washington County Woodchuck Hunter was shooting from the front of their residence off a picnic table for support when one shot went errant and struck a person fishing at an adjacent pond, grazing their shoulder. The victim was approximately two tenths of a mile away obscured by heavy brush and tree cover. Rimfire .22 long rifle ammunition from a rifle was the implement used.

--- An unknown Washington County Deer Hunter (Archery season) shot a crossbow bolt through a Honda SUV while it was parked in the victims driveway. Apparently the shot took place after sunset the evening before the damage was observed. Deer frequent the lawn of this residence and other residences within the neighborhood most evenings. No suspect(s) were observed at the time of the damage.

---- A Montgomery County residence received a broken window caused by a stray bullet fired from a rifle. The projectile was recovered on scene lodged in between two plates of glass. No suspects at the time of the shooting but several shots were reported just before the window received damage.

2018

No relevant reports

2017

--- A 26 year old Talbot County deer hunter (firearms season) shot at two deer with 12 gauge shotgun slugs. The first deer was struck and ran 40 yards before collapsing, the second deer was shot at but the first slug went over its back, the second shot dropped the deer in the location where it was standing. Apparently the slug that missed struck an occupied residence just to one side of the front door. Upon a 911 call a sheriff's department deputy had searched and located the lone hunter. After an investigation by NRP the hunter was charged with negligent hunting and discharging a firearm within the safety zone. Property damage only

--- An unknown Carroll County deer hunter (firearms season) sent a 7mm projectile through the side of a residence, through the bedroom wall, through a wooden dresser, then through a closet wall before coming to rest in a pile of towels in the closet. Two people were in the bedroom at the time but neither was injured. A search of nearby farms was unsuccessful in locating any hunter(s). Property damage only

--- A 52 year old Cecil County deer hunter (late firearms season) took two shots at a deer with a 30/30 rifle toward the direction of a neighboring farm. One of the shots (both of which missed the deer) struck a dining room window of the adjacent residence and stopped, being found on the windowsill. During the investigation it was determined that the round that struck the window had ricocheted off of the ground. The distance from the shooter to the house was 398 yards.

(DNR's on-line annual report for 2017 is identical to DNR'S 2016's report – the 2016 appears to be missing)

2015

--- A 16 year old Allegany County turkey hunter fired two (2) shots from a 12 gauge shotgun at what they believed to be the white head of a spring gobbler. The shot traveled approximately 53 yards and struck a 70 year old camouflaged turkey hunter in the face. This hunter had walked into the woods, sat down and was listening for turkey's completely camouflaged except for the side of his face which is what the shooter was observing and mistook for a turkey. Non-Fatal

2014

--- A 50 year old Carroll County Fox Hunter sent a 6mm rifle round through a patio glass door. The round went through a vinyl garden hose and a plastic lawn chair before going through the door and striking a kitchen chair. The homeowner was the only occupant in the residence at the time and they were in bed sleeping.

--- A 52 year old Kent County Turkey Hunter (Spring Season) took two shots at a gobbler out in an open field. The second shot was at the bird while in flight. One pellet struck the storm door of an adjacent house causing the glass to shatter. The homeowner was present in the home at the time.

2013

--- A 47 year old Calvert County rabbit hunter received a gunshot (shotgun) wound to his body/thigh/head when he was shot by a 15 year old hunting partner. A party of 4 was hunting with the aid of a dog when a rabbit ran between the men who were approximately 40 yards apart. The shooter stated that he could not see the other hunter when he shot at the rabbit

--- A 52 year old Charles County deer hunter shot his 22 year old son with a rifle across an open field. The shooter and the victim had been hunting together and at dusk the shooter fired out at movement in the field which he mistook for a deer. was walking through the field prior to ending the hunt and returning to the vehicles.

--- A 28 year old Charles County deer hunter while hunting within the safety zone ---discharged his shotgun resulting in the rifled slug passing through a window of the residence striking a chandelier in the dining room and becoming embedded in a wall. Thankfully the residence was vacant at the time of the incident.

--- A rifle round was recovered from a Frederick County home during the second day of the extended fire arms deer season. The round went through the wall of the home and struck a sliding glass door causing it to shatter. The round was recovered at the scene by the sheriff's department. The nearest wooded area was over 400 yards away. Property Damage Only

--- A rifle round was recovered from a "second" Frederick County home during the extended firearms deer season. The round entered through the front wall of the residence blew out the drywall in the living room at which time the bullet came to rest on the floor and was recovered by the homeowner. The bullet was a full metal jacket round (illegal to use on big game)

2012

--- A 62 year old Harford County landowner was struck by a random shot on their property. Upon investigation it was determined the landowner had been hearing a volley of shots repeatedly behind her home. As she and her husband went outside to investigate, a piece of shot struck her in the left forearm. Law enforcement responded and never found hunters in the area. The landowners advised no one had permission to be there, therefore trespassers were suspected to be the shooters. No suspects were located nor arrests made. The victim suffered a very minor wound to her forearm. Non Fatal.

--- A home in Dorchester County was struck by a projectile: Upon investigation it was determined the homeowner heard shots and found a French door in the back of their home was shattered due a projectile striking the lower left hand pane. The area behind the home is a public hunting area. No suspects were ever located. It was also never determined hunters caused this situation.

2011

--- A 41 year old Carroll County woman was struck in the right leg by a stray projectile while she was in her back yard. Upon investigation it was determined two individuals were plinking and shooting at squirrels & birds with a .22 cal. rifle in a wooded area behind her residence. Due to an unsafe backstop, it was determined their projectile traveled approximately .26 miles to the victim's property causing the leg injury. Squirrel season was closed at the time of this incident. Charges pending. Non fatal.

--- A 57 year old Dorchester County deer hunter shot his 57 year old hunting companion who he had mistaken for a deer: Upon investigation it was determined the shooter and victim had split up to hunt deer. Both hunters were wearing fluorescent orange when they departed each others company. The shooter had gone approximately 95 yards to his stand, climbed into it and began to hunt deer. The shooter observed a dark movement coming towards his location. The shooter was using a .30-06 scoped rifle. The shooter advised he determined he was shooting at a deer by looking through his scope, and shot at center mass.

--- A 48 year old Caroline County deer hunter shot his 46 year old hunting companion that he had mistaken for a deer: Upon investigation it was determined the shooter heard a disturbance of brush and saw movement, thinking it was a deer. The shooter fired a crossbow bolt at the movement at a distance of 62 yards, striking the victim in his left tibia. The time of the incident was four minutes after legal shooting hours. The shooter was charged with Negligent Hunting. Non Fatal.

--- A 16 year old Dorchester County deer hunter shot his 19 year old hunting companion while shooting at a running deer: Upon investigation 8 hunters had organized a deer drive in a marshy dense wooded area. 5 hunters were pushing deer while 3 were standers. As a deer passed between two standers, the shooter shot at a running deer, striking his hunting companion in both femurs with a .12 ga. shotgun using #4 buckshot at a distance of 60 yards. The shooter advised he never saw the victim. Both hunters were wearing daylight fluorescent orange. Non Fatal.

--- A 56 year old Dorchester County turkey hunter shot his 36 year old hunting companion, mistaking him for game: Upon investigation it was determined the two hunters entered their hunting area and posted three turkey decoys in an open field. They then split up to hunt the area and the shooter advised he did not see which direction the victim went. After a period of time the shooter saw three turkeys to the right of the decoys

40 yards away. The shooter advised he could not see the birds at all times. After an hour he called his companion on a cell phone to ask him if he saw the birds. Immediately after their conversation, the shooter saw a movement then shot. He had shot his hunting companion. The movement he saw was the victim putting his cell phone away. The victim was shot at a distance of 38 yards. The victim received 24 #4 shotgun pellets which were fired from the shooter's 12 ga shotgun. The victim was struck in the right side of his body receiving wounds in his head, neck, shoulder, torso, calf, knee, and ankle. The shooter was charged with Negligent Hunting. Non Fatal.

--- A 13 year old Dorchester County deer hunter, while shooting at a deer, struck a home in the background: Upon investigation the shooter discharged a .45 cal. muzzleloader at a deer 6 minutes after legal shooting hours. The projectile, missing the deer, traveled 242 yards striking a house 48 inches from the ground. As the projectile entered the house, it penetrated exterior and interior walls and lodged in a recliner. A resident in the home was sitting in the chair at the time and received a redmark on their shoulder where the projectile stopped on impact. Non Fatal

2010

--- During the 2010 Firearm Deer Season, residents of a home located in the area of Walkersville (Frederick County), reported their house had been struck by a projectile: Upon investigation it was determined the home had been struck by a projectile doing damage to the exterior & interior walls. Interviews were conducted with seven hunters who were in the vicinity of the area the day before hunting deer as regarding their actions that day. It was never determined who may have been the shooter, but one scenario did reveal a hunter had fired a .30.30 rifle at a deer pointed in the direction that the home approximately 3,940 feet away. No evidence was found to support charges. Non Fatal.

--- A 45 year old Frederick County deer hunter, while shooting at a deer, struck a home in the background: Upon investigation the shooter had discharged a .12 gauge shotgun using slugs at a herd of deer. The gun jammed, the shooter cleared the gun, turned and shot at another deer in the direction of the home. The shooter advised he had become disoriented as to the direction he was shooting. The slug entered the home at a distance of 114 yards, traveled through the exterior and two interior walls, through two rooms, and into appliances and home furnishings. No one was in the home at the time of the incident. The shooter was charged with Negligent Hunting and Hunting within 150 yards of a dwelling (Safety Zone). Non Fatal.

--- A 53 year old Howard County deer hunter was shot by his 36 year old hunting companion. The shooter shot at a standing deer with a .12 gauge slug in an open field at approximately 243 yards. The bullet missed the deer, striking the victim sitting in a wooden ground blind at the opposite end of the field. The victim received injuries to his right arm and hand. Non Fatal. Charges pending an investigation

--- A 46 year old Queen Anne's County deer hunting was shot by his 25 year old hunting companion. With both subjects participating in a deer drive, the shooter shot at a running deer twice with a .20 gauge shotgun slug. A slug traveled 70 yards, striking the victim positioned at the opposite end of the field in the left leg. Non Fatal. Negligent Hunting charges pending.

--- A 55 year old Dorchester County rabbit hunter was shot by his 55 year old hunting companion. The shooter shot at a running rabbit with a .20 gauge shotgun in a thicket. The shot pellets traveled approximately 30 to 40 feet through the thicket striking the victim. The victim received injuries to the right side of his head, neck, eye, arm and left

--- A Frederick County garage window was struck by a bullet from an unknown source. An investigation could not recover the projectile nor related evidence. This incident occurred during the firearm's deer season.

2009

--- A 57 year-old goose hunter in Kent County was shot by another hunter while attempting to retrieve a wounded goose. The victim received a minor wound to the face from a shotgun pellet which deflected off the water striking the victim.

--- A window was broken at an occupied daycare facility from a slug fired by a shotgun in Howard County. Several hunters were found in the area and interviewed by several police agencies. Negligent hunting charges were filed, but the States Attorney elected not to prosecute due to insufficient evidence.

--- A window in a house was struck and broken by a sabot round fired by a deer hunter in Talbot County. The investigation found that in this case, the hunter was not negligent and charges were not filed.

--- While checking vacant buildings, several Frederick County Sheriff Deputy vehicles were struck by shot gun pellets causing minor damage. Several individuals who were hunting quail in the area were located and charges were filed by the States Attorney's office for Reckless Endangerment.

--- A 69 year-old deer hunter in Dorchester County found himself in the middle of a deer drive on a wildlife refuge. After hearing several shots the hunter realized that his shotgun had been struck on the barrel and magazine by lead shot. The shooter was never found or located.

2008

--- A 47 year-old Allegany County deer hunter, walking into the woods without hunter orange, was shot by a 32 year-old hunter. The shooter heard noise, saw movement through the trees and shot the victim without identifying the target. Fatal.

--- A 40 year-old Talbot County goose hunter was shot by his hunting partner when the shooter, from outside the blind, shot at a wounded goose. The victim in the blind was in the line of fire. One pellet entered his eye and lodged in his brain. Non-fatal.

--- A 64 year-old Garrett County deer hunter was shot in the abdomen by another hunter who mistook the victim for a deer. Shooter was charged with negligent hunting. Non-fatal.

2007

--- A 51 year-old Caroline County quail hunter shot his hunting partner when a quail flew between them. The victim received 4 pellets to his upper body.

--- A 54 year-old Talbot County deer hunter was shot by his hunting partner when a deer ran between them and the shooter shot at the deer. The shooter hit the deer and shrapnel from the slug hit the victim in the hand causing minor injuries.

--- A 59 year-old Queen Anne's County deer hunter was shot by his hunting partner when a deer ran between them. The victim was below field level, climbing a hill out of site of the shooter. He received neck injuries.

--- A 38 year-old Garrett County deer hunter was shot in the shoulder by his 16 year-old hunting partner when the victim was moving through bushes and mistaken for game. Victim was not wearing fluorescent orange.

--- A 64 year-old Charles County Turkey hunter was shot by his hunting partner when the victim started to retrieve a turkey and was mistaken for another turkey by the shooter. Victim received 4 pellet wounds to various parts of the body.

INCIDENTS -- NOT REPORTED IN DNR ACCIDENT REPORTS (2016 to present)– that were recorded in other news sources:

--- MD: Woman attempting to shoot groundhog accidentally hits man fishing at park

May 28, 2019

The Maryland Natural Resource Police are investigating an incident of a bullet that grazed a man in the shoulder on Sunday afternoon.

According to police, a 61-year-old woman was shooting a groundhog in her backyard, which borders the Smithsburg Lions Community Park.

The woman missed and the bullet ricocheted across the water and struck a 28-year-old man who was fishing.

Officials said there doesn't seem to be any issues with limitation, however the shooter is responsible for anything in background, like in this case, the park....

--- **Fatality** : Maryland Natural Resources police were investigating a fatal hunting accident in Frederick County on Saturday, the opening day of deer season for firearms.

Police said the rifle of a first-time hunter from Altadena, Calif., was accidentally discharged while he was deer hunting on private property on Eylers Valley Flint Road near Thurmont. Police identified the victim as Vincent Cavallo, 32.

Cavallo and his uncle were hunting in separate areas of the property when the uncle heard a gunshot. He went to check on his nephew and found him dead, DNR police spokeswoman Candy Thomson said. Police were called to the scene at 9:24 a.m.

Police said the victim is believed to have slipped or dropped the gun and it discharged, hitting him in the head. His body was taken to the medical examiner's office. Natural Resources police were assisted by the Frederick County Sheriff's Department in the investigation.

lorraine.mirabella@baltsun.com

--- Author: Scott Broom

Published: 6:07 PM EDT October 24, 2016

The mystery is still not solved after an 87-year old man was apparently struck (ed. note: in the head) by a shotgun pellet or bullet fragment while walking on his property in rural Montgomery County Saturday. Authorities suspect a hunting accident, but they don't know who fired the shot or from where. Residents and hunters say they are deeply concerned by the incident. The victim's property is on the boundary of the Patuxent River State Park where hunting with firearms is permitted. Hunters may not fire guns within 150 yards of an occupied dwelling without a residents' permission, even if the hunter is on another property or

public land nearby. Maryland averages 2-3 hunting accidents involving firearms annually. The victim is almost always a hunter.

NOTE: see more of this episode at:

https://www.washingtonpost.com/local/man-87-in-marylands-montgomery-county-struck-by-a-small-metallic-projectile/2016/10/22/bc0e5974-98c8-11e6-bc79-af1cd3d2984b_story.html

<https://www.google.com/amp/s/www.wusa9.com/amp/article/news/local/mystery-surrounds-shooting-of-elderly-md-man-walking-home/65-340868641>

--- Fatality: Oct 11, 2015 - WASHINGTON — A 75-year-old huntsman was fatally *shot during* a hunting trip Saturday *in* Queen Anne's County, ... *Marvin Bowen Coppage*, a resident of *Henderson*, was hired to lead a guided *pheasant and chukar* hunt.

--- 2014 A mountain biker was peppered by bird shot while riding his bike in the Tuckahoe State Park on Maryland's Eastern (related by Tuckahoe park staff) knowledge)

Citizen report:

Date: March 15, 2019 at 9:15:38 AM EDT

To: <mwc.dnr@maryland.gov>, <animalcontrol@howardcountymd.gov>, <hcpdcrimetips@howardcountymd.gov>

Subject: Hunting Violation in Western Howard County

Hello,

I want to report a hunting violation that I encountered yesterday afternoon between 2 p.m. and 3 p.m. in the Woodbine parcel of the Patuxent State Park.

I was in the park on horseback and one or two people began shooting firearms near the trail head that is immediately north of the farm at 4505 Jennings Chapel Road.

I hollered several times so that they could hear that I was there and stop shooting long enough for me to get out of the park. They were shooting between me and the closest way out of the park so my way was totally blocked.

They did not stop shooting even as I hollered and eventually my very sane and experienced horse bolted to try to get away from the noise, which was echoing everywhere.

Luckily I am a strong rider and I did not have a mishap but my horse was badly frightened, as was I, frankly. It was mainly luck that we did not run into a tree or barbed wire or worse.

Once I finally got to the trail head – after picking my way along as close to the edge of the park as I possibly could on the theory they would not fire towards residences – I saw their vehicles and got their license plates. They were both Maryland vehicles, one was 5CC8856 and the other was 5C74853.

I have attached photographs of the vehicles. I also have a photograph of my riding attire yesterday, which included a safety orange saddle pad and a reflective yellow jacket, which I can provide if necessary.

I have been riding in this part of the park for over 15 years and every time I have encountered hunters we have been courteous to one another and respectful of each other's sport and mindful of each other's safety. These people were obviously an exception.

I am happy to discuss further by telephone if necessary.

MD Econ Impact Report 2023 Spreads HQ.pdf

Uploaded by: Jane Seigler

Position: UNF



2023 Economic Impact Study *of the* MARYLAND HORSE INDUSTRY





Photo Credit: Katherine Rizzo

Table of Contents

- Introduction 1**
- Who We Are 3**
- Economic Impact Summary 5**
- Horse Enthusiasts Today..... 6**
- Horses by the Numbers..... 10**
 - Population Estimates 10
 - Spending Estimates 14
- Industry Segments 16**
- Impact Details..... 17**
 - Total Horse Industry 17
 - The Recreation Sector 25
 - The Competition Sector..... 29
 - The Racing Sector 33
 - Other Equine Activity..... 37
 - Traditional Working Horses..... 37*
 - Equine-Assisted Services (EAS)..... 38*
 - Rescues and Sanctuaries..... 40*
 - Equine Associations 42*
 - Equine Academic Institutions 42*
 - Public Horse Sales 43*
- Other Horse Industry Highlights 44**
 - Land Preservation 44
 - Volunteerism 44
- Appendix: Methodology..... 46**
 - Economic Impact Modeling 46
 - Horse Owner Survey Methodology 51

Copyright 2024 AHC Foundation (AHCf)
This report and the individual contributions contained in it are protected under copyright by the Publisher (AHCf).

No part of this report may be reproduced or transmitted in any form or by any means, electronic or mechanical, including photocopying, recording, or any information storage and retrieval systems, without permission in writing from the publisher. If you wish to present these materials at a conference or other meeting including for teaching, research or other purposes, please contact AHCf for written permission at info@horsecouncil.org.



When the streets of American cities teemed with horses and horse-drawn carriages, and horse-drawn plows tilled America's farmland, the equine population stood at **25 million (in 1920)**. By **1960** that number had dropped to just **3 million**.

At least two breeds, however, went in the opposite direction. Thoroughbred breeding began a steady increase in the 1920s that lasted for more than half of a century, from just 2,000 foal registrations per year to more than 50,000 by the late 1980s. Likewise, the American Quarter Horse — a favorite for recreational riding, in 1941, to 2.6 million by 2010.

Entertainment, in the form of horse racing and competition, became a primary way that horses contributed to the economy. This development dovetailed with the emergence of the consumerbased economy, as the assembly line and other Industrial Revolution innovations solved the problem of production.

The decline of utilitarian uses and the rise in aesthetic pursuits — entertainment, sport, and recreation — can be seen in the contrast between the donkey and mule population on the one hand and Thoroughbred breeding on the other.



WHO WE ARE

The American Horse Council is the only national association exclusively representing every segment of the horse Industry. We are “The unified voice of the equine industry” on federal legislative and regulatory issues in Washington DC. We serve as the “stewards”, keeping our fingers on the pulse of matters that may affect the equine and equestrian ecosystem.

Our mission is to “protect and strengthen the US Equine Industry”.

The American Horse Council Foundation is a 501C3 non-profit foundation which supports charitable, scientific, and educational projects and research that benefit the US horse industry. This includes:

- The National Economic Impact Study
- The United Horse Coalition, which provides resources to help horse owners and horses at-risk. The Equine Welfare Data Collective which monitors equine rescue and sanctuary capacity.
- The AHC Foundation also supports industry initiatives ranging from the Equine Disease Communication Center, Equine Microchip lookup website, as well as numerous research projects.

We are committed to a thriving equine industry, DEI, Safe Sport, Youth Engagement, Equine Welfare, and Environmental Sustainability.

The Equine Community

Participants in the industry are as socio and culturally diverse, as are the roles they play!



Rancher | Polo Player | Rescue Founder | Equine Professor | Veterinarian | Show jumper



Photo Credit: US Eventing Association

ECONOMIC IMPACT SUMMARY

While horses still perform traditional chores on American ranches and farms, and still transport people in Amish communities, people today use horses mostly for sporting, recreational or therapeutic purposes. No other domesticated livestock has bridged the gap from a production-based to a consumer-based role in the economy. This success, due in no small part to how horses tug at the human heart, has made the horse industry an enduring force in the U.S. economy a century after its utilitarian roles became mostly obsolete.

The economic activity involved in caring for Maryland's estimated 94 thousand horses, along with the spending by horse enthusiasts in their pursuit of horse events and recreation, directly contributes over \$1 billion to the state's Gross Domestic Product.

Direct Contribution to GDP: \$1.05billion.
Direct Employment Impact: 21,841 Jobs.

From those direct effects, the horse industry's contribution ripples out into other sectors of the economy. Adding these ripple effects—termed indirect and induced effects in economic jargon—results in an estimate of the total contribution of the horse industry to the Maryland economy of nearly \$1.8 billion.

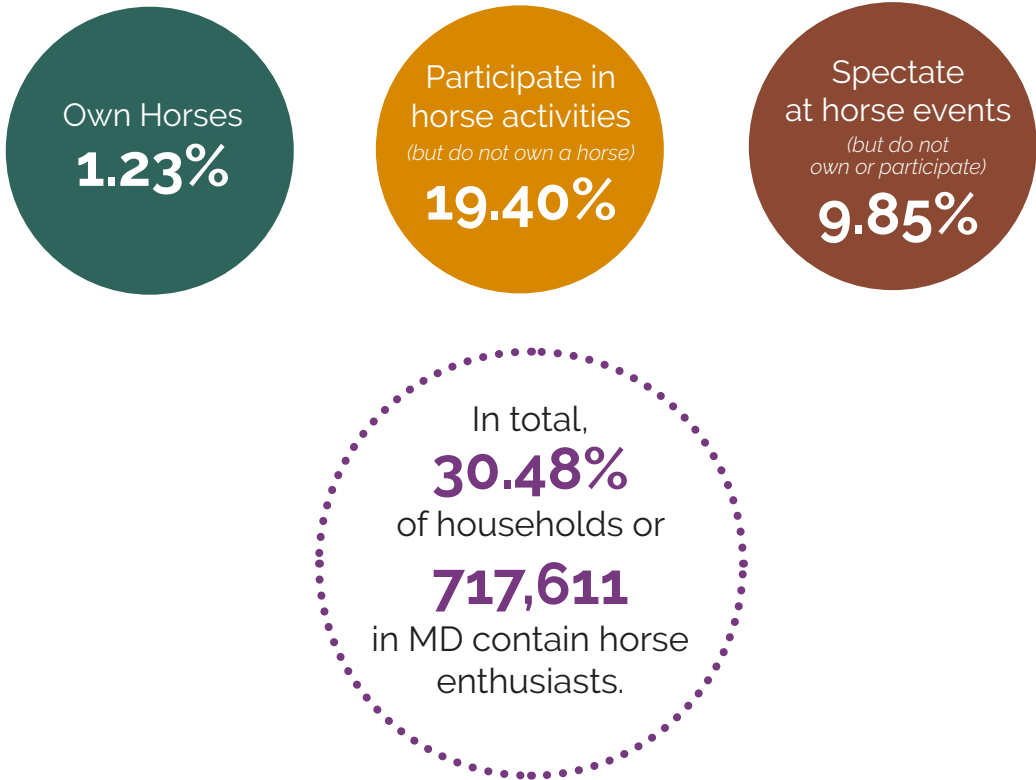
Total Value Added to the Maryland economy: \$1.77 billion.
Employment impact: 28,434 jobs
Total Economic impact in Maryland: \$2.9 billion

HORSE ENTHUSIASTS TODAY

Only a small percentage of Americans own horses. Owning such a large animal that can live 25 years or more requires commitment and resources.

However, based on our balanced start survey, for every horse-owning household there are 24 other households that contain horse enthusiasts: people who participate in horse activities or attend horse events as a spectator.

Percentage of MD households that:



| MD Horse Enthusiast Breakdown by Type 2022 | | |
|--|---------------|---------|
| Type | MD Households | Percent |
| None | 1,637,114 | 69.52% |
| Owner | 28,957 | 1.23% |
| Participant | 456,769 | 19.40% |
| Spectator | 231,885 | 9.85% |
| Total Horse Enthusiast HH | 717,611 | 30.48% |

Source: The Innovation Group; *ESRI

Good news for the future: 38% of US horse participants are under the age of 18, whereas the under-18 age cohort represents only 22% of the U.S. population.

| Horse Enthusiast Age Breakdown by Type 2022 | | | | |
|---|-------|-------------|-----------|--------------|
| Age | Owner | Participant | Spectator | U.S. Census* |
| <18 | 16% | 33% | 30% | 22% |
| 18 - 24 | 6% | 15% | 14% | 9% |
| 25 - 34 | 25% | 18% | 18% | 14% |
| 35 - 44 | 15% | 15% | 14% | 13% |
| 45 - 59 | 30% | 15% | 16% | 18% |
| 60 - 74 | 9% | 5% | 7% | 17% |
| 75 + | 0% | 0% | 1% | 7% |
| Total | 100% | 100% | 100% | 100% |
| Median Age | 38 | 25 | 27 | 39 |

Source: The Innovation Group; *ESRI



Photo Credit: Kim Harmon

Similarly, while horse ownership tends to be concentrated in higher income groups, participation or interest in horse activities is more evenly distributed among income groups, with the largest percentages of horse enthusiasts falling within the \$25,000 to \$149,999 income brackets. Of note is that Maryland has a higher average household income than the national average.

| Horse Ownership (AHC) and Enthusiasts (Balanced Start) Distribution by Income Bracket | | | |
|--|------------|------------|----------------------------------|
| Household Income Category | US Census* | AHC Owners | Balanced Start Horse Enthusiasts |
| \$0 - \$24,999 | 17% | 4% | 9% |
| \$25,000 - \$49,999 | 18% | 11% | 18% |
| \$50,000 - \$74,999 | 17% | 15% | 21% |
| \$75,000 - \$99,999 | 13% | 15% | 19% |
| \$100,000 - \$149,999 | 17% | 22% | 17% |
| \$150,000+ | 19% | 33% | 15% |
| Total | 100% | 100% | 100% |

Source: The Innovation Group; *ESRI



HORSES BY THE NUMBERS
Population Estimates

The American Horse Council commissioned The Innovation Group to conduct a series of surveys to estimate:

- The number of horses in Maryland
- The owner expenses involved in caring for and training horses
- The owner expenses related to using horses for racing, competition, and recreation
- The spending by non-owners on horse activities, such as riding lessons, trail riding, and going to the races

The first three items formed the core inputs into the direct impacts of Maryland horse ownership. First, a "balanced start" survey representative of the demographic composition of the U.S. population was undertaken to derive statistically valid inferences on horse ownership, participation in horse activities, and spending by spectators at horse-related events. Secondly, a survey of horse owners was distributed through equine associations and the American Horse Council asking respondents about expenses related to horse ownership and horse-related activities.

These two surveys—conducted on the Survey Monkey platform—are referred to as Balanced Start Survey and AHC Association Survey, respectively, in this report. The result of the surveys, along with analysis of recent breed registration trends, was an estimate of the horse population for two groups of owners: Association Members and Non-Members. The AHC survey was weighted by the results of the Balanced Start survey and adjusted in line with foal registration trends, resulting in an estimate of 92,749 horses in Maryland as shown in the adjacent table.

Nationally, Quarter Horses dominate the Competition, Recreation, and Traditional Work (such as farming and ranching) sectors, while Thoroughbreds dominate the racing sector.

Not accounted for by the household surveys are horses owned by rescues and sanctuaries, EAS operations, and academic programs. Moreover, horses owned by Amish households are not considered to have been captured in the household surveys, and an estimate for ownership was derived by third-party studies and Amish and Mennonite population estimates.

The total Maryland horse population in 2022 is estimated to be over 94,000.(1)

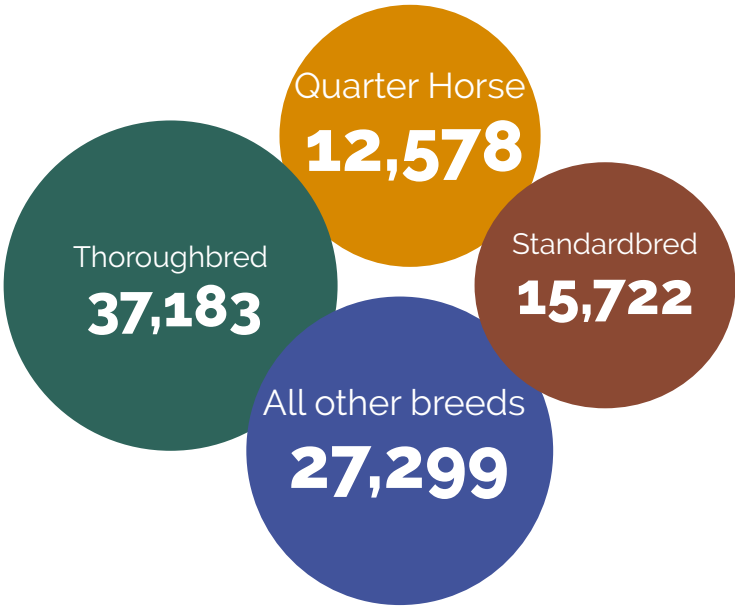
1. It should be noted this is not a census, but rather a population estimate for the purpose of estimating the economic impact of the industry. The National Agricultural Statistics Service (NASS), an agency under USDA, conducts quinquennial equine censuses, with data released 2 years later. The NASS census only counts the U.S. equine population on agricultural operations (working farms) and is not intended to represent the total equine population. The definition of working farms excludes boarding, training, and riding facilities, as well as any other operation that fails to generate a minimum of \$1,000 in sales of equine products, defined as "breeding fees, stud fees, semen or other."

MD Horse Population Estimates 2022: Household Surveys

| Horses Owned by: | Racing | Competition | Recreation | Traditional Working Horse | Other | Total |
|---------------------|--------|-------------|------------|---------------------------|-------|--------|
| Association Members | 21,190 | 8,800 | 19,476 | 150 | 6,016 | 55,632 |
| Non-Members | 2,369 | 5,557 | 23,573 | 2,984 | 2,635 | 37,117 |
| Total | 23,559 | 14,357 | 43,049 | 3,133 | 8,651 | 92,749 |

Source: Tthe Innovation Group

MD Horse Population Estimate by Breed: Household Surveys:



Total MD Horse Population Estimate, Including Institution Owned

| | |
|--|--------|
| Horse Ownership Household Surveys | 92,749 |
| Institutionally Owned and Amish Owned Horses | 1,499 |
| Total Utilized for Economic Impacts | 94,248 |

Source: Tthe Innovation Group

| National Breed Registration Trends 2001-2022 | | | | | | | | | | | | |
|--|----------------|----------------|----------------|----------------|----------------|----------------|----------------|----------------|----------------|----------------|---------------------|-----------------------|
| | 2001 | 2006 | 2011 | 2016 | 2017 | 2018 | 2019 | 2020 | 2021 | 2022 | % Change 2022/16 | % Change over 2001 |
| Quarter Horse (US) | 125,293 | 137,045 | 75,225 | 63,497 | 60,893 | 57,753 | 57,245 | 67,653 | 61,623 | 74,728 | 17.7% | -40% |
| Thoroughbred (US) | 34,721 | 34,905 | 22,655 | 21,119 | 20,671 | 19,760 | 19,106 | 18,454 | 17,850** | 17,300** | -18.1% | -50% |
| Paint* | 56,869 | 39,357 | 15,630 | 10,964 | 10,225 | 10,149 | 9,145 | 9,706 | 9,881 | 9,934 | -9.4% | -83% |
| Standardbred (US) | 11,261 | 12,452 | 8,059 | 7,210 | 6,885 | 6,970 | 6,860 | 8,332 | 8,628 | 8,631 | 19.7% | -23% |
| Tennessee Walking* | 15,245 | 13,366 | 4,206 | 2,462 | 2,375 | 2,501 | 2,461 | 3,145 | 3,098 | 2,918 | 18.5% | -81% |
| Arabian* | 9,266 | 7,033 | 3,936 | 3,001 | 3,153 | 2,917 | 2,631 | 2,459 | 2,189 | 2,149 | -28.4% | -77% |
| Appaloosa* | 9,322 | 6,749 | 3,487 | 2,188 | 2,193 | 1,949 | 1,931 | 1,825 | 2,144 | 2,208 | 0.9% | -76% |
| Saddlebred* | 3,055 | 2,859 | 1,859 | 1,316 | 1,561 | 1,374 | 1,396 | 1,232 | 1,286 | 1,249 | -5.1% | -59% |
| Morgan Horse* | 3,475 | 3,461 | 1,481 | 1,334 | 1,436 | 1,797 | 1,739 | 1,866 | 2,110 | 2,616 | 96.1% | -25% |
| Pinto* | 4,709 | 4,262 | 1,911 | 1,629 | 1,597 | 1,614 | 1,586 | 1,567 | 1,806 | 1,884 | 15.7% | -60% |
| Anglo & Half Arabian* | 3,944 | 3,309 | 1,162 | 911 | 915 | 763 | 842 | 859 | 731 | 786 | -13.7% | -80% |
| Total | 277,160 | 264,798 | 139,611 | 115,631 | 111,904 | 107,547 | 104,942 | 117,098 | 111,346 | 124,403 | 7.6% | -55% |

Source: Individual Breed Registries. Notes: *Compiled by Debbie Fuentes at the Arabian Horse Association. **Jockey Club Estimate.

The Great Recession affected the horse industry, with foal registrations reaching a low of 104 thousand in 2019 after averaging 280 thousand in the first half of the 2000s. However, registration trends have improved. Since the previous national AHC study was conducted, which was based on 2016 data, **breed registrations have increased by 7.6%**, as shown in the following table, driven largely by a jump in Quarter Horses, as well as Standardbreds and Morgans. However, compared to 2001, registrations are down by 55%.

Based on historical registration data from the American Quarter Horse Association and the Jockey Club, using consistent 25-year periods, the population of Quarter Horses has declined by 5.7% since 2016 and the Thoroughbred population by 11.1%. For example, from 1992-1997 (the first six years of the 25-year period through 2016), Thoroughbred registrations averaged 32,873 per year, compared to 18,857 during 2017-2022.

Spending Estimates

Of the 21,341 responses in the AHC horse owner survey, 10,535 provided detailed data for operating expenses and capital investments. To derive detailed per horse information from the dataset, we calculated sector-specific per-horse expenditures. Using ordinary lease squares regression, we estimated a model of total expenditures as a function of each household's count of horses in each of the five sectors. The association survey results showed statistically significant differences in per-horse expenses among the sectors and between association members and non-members. These different average expenses were applied to the horse counts by sector to form the main core of direct effects. These expenses were input into the appropriate economic sector as discussed in the appendix below.

| Expenses and Investments 2022 per Horse: Owners with Association Membership | | | | | | |
|--|-----------|--------------|-------------|------------|---------------------------|----------|
| | Racing TB | Racing Other | Competition | Recreation | Traditional Working Horse | Other |
| Operating Expenses | \$27,626 | \$19,113 | \$19,081 | \$10,040 | \$6,101 | \$7,887 |
| Event Travel | \$912 | \$1,166 | \$1,915 | \$265 | \$1,229 | \$334 |
| Capital Investments | \$11,918 | \$3,894 | \$11,109 | \$8,805 | \$5,609 | \$3,565 |
| Total per Horse | \$40,456 | \$24,173 | \$32,105 | \$19,110 | \$12,939 | \$11,786 |

| Expenses and Investments 2022 per Horse: Owners without Association Membership | | | | | |
|---|---------|-------------|------------|---------------|---------|
| | Racing | Competition | Recreation | Working Horse | Other |
| Operating Expenses | \$2,633 | \$3,143 | \$1,654 | \$2,334 | \$5,314 |
| Event Travel | \$161 | \$316 | \$44 | \$470 | \$225 |
| Capital Investments | \$536 | \$1,830 | \$1,451 | \$2,146 | \$2,402 |
| Total per Horse | \$3,330 | \$5,289 | \$3,148 | \$4,950 | \$7,940 |

Additionally, the non-owner participants and spectators estimated from the national Balanced Start survey are estimated to have spent **\$723 million in Maryland** on travel, dining and lodging while participating in and attending events.




Photo Credit: Tammie J. Monaco

INDUSTRY SEGMENTS

The operation of major industry segments also contributes to the economy, including racetracks, competition events, rescues and sanctuaries, equine-assisted services (EAS), equine associations, public horse sales, and equine academic programs. Data for these segments were collected through a combination of public reporting (such as state racing commission reports, horse auctions, and IRS forms 990) and customized surveys distributed through equine associations and the American Horse Council. Tourism spending is based on the Balanced Start survey as discussed in the Horse Enthusiasts Today section previously. Major equine events in Maryland include the Capital Challenge, the Washington International Horse Show, the Maryland 5 Star, and the Preakness. The Washington International Horse Show venue runs horse events all year round.

These direct effects were input into the appropriate economic sector as discussed later in the Other Equine Activity section later in the report and in the appendix. For most segments only one data point was available for input.

| MARYLAND INDUSTRY CHANGE DIRECT INPUTS BY SEGMENT | | | |
|---|----------------|------------|----------------|
| | Revenues (MMs) | Employment | Salaries (MMs) |
| Competition Organizers | - | - | \$3.1 |
| Racetrack Operators | \$140.7 | 766 | \$29.0 |
| Steeplechase | \$2.2 | - | - |
| Racing Commissions | - | - | \$0.4 |
| EAS | - | - | \$4.2 |
| Academics | - | 10 | - |
| Associations | - | - | \$4.2 |
| Rescues & Sanctuaries | - | - | \$0.94 |
| Public Horse Sales | \$50.8 | - | - |
| Tourism Travel | \$271.1 | - | - |
| Tourism Dining | \$208.3 | - | - |
| Tourism Lodging | \$243.6 | - | - |

IMPACT DETAILS
Total Horse Industry

The direct effects identified above were used as inputs in the 2022 IMPLAN modeling software to generate the indirect, induced and total effects of the horse industry on the US economy in 2022. The results of each component detail the impact on employment, labor income, value-added and output.

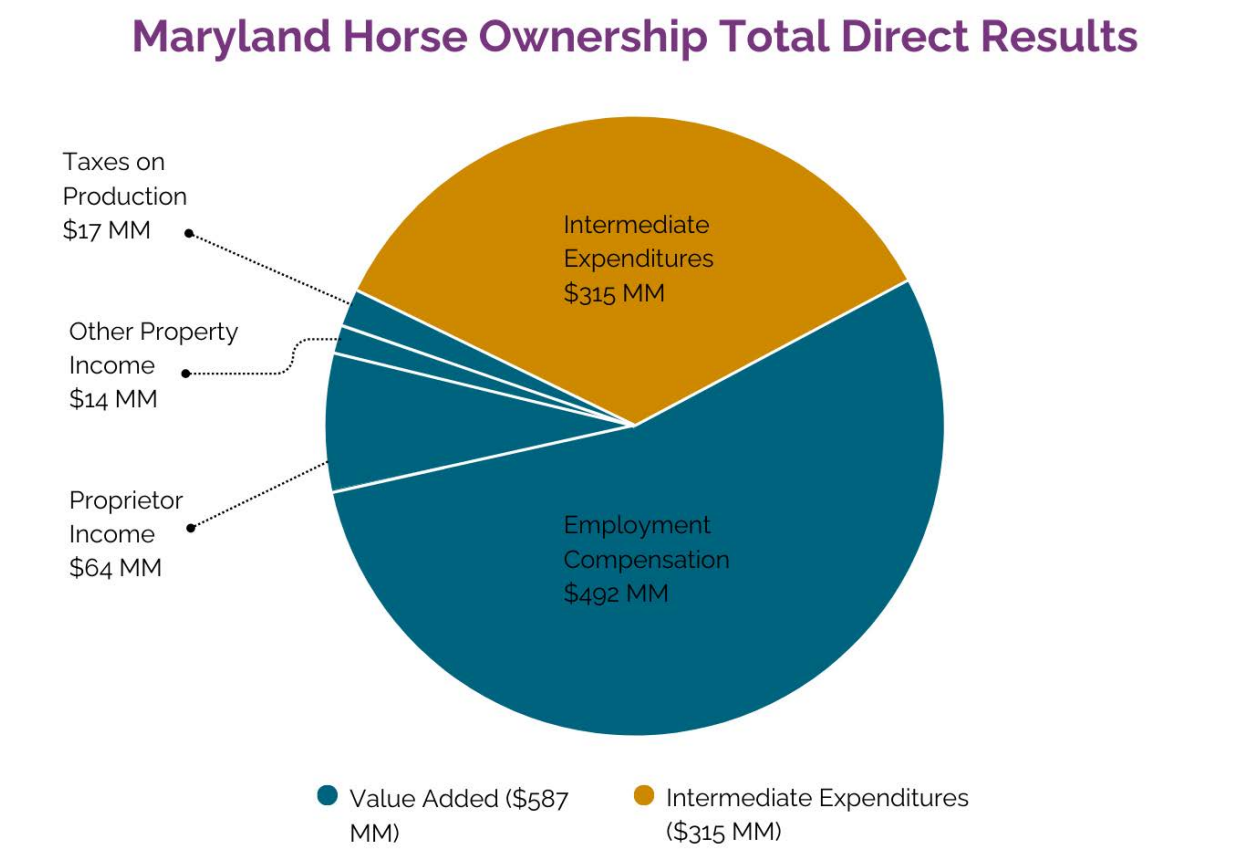
Employment is measured in IMPLAN and by the U.S. Census as headcount, in other words the number of full and part-time workers supported by an economic activity.

Labor Income is compensation to all workers both employees and owners in terms of wages and salaries as well as benefits and payroll taxes. Profits from self-employed businesses can also be included in this category as compensation to the owner. These are known as employment compensation and proprietor income in IMPLAN.

Value-Added measures the industry or event's contribution to Gross Domestic Product (GDP). It consists of labor income (as described above), taxes on production, and other property income (such as corporate profits, rent payments, and royalties). It is the difference between a business or industry's total sales and the cost of all input materials or intermediate expenditures.

Output is the total value of industry production; it consists of value-added plus intermediate expenditures. Output is frequently the total price paid by consumers for a good or service.

The following chart shows the distribution of direct effects for the Horse Ownership results; output represents the entire pie.



Value-Added is the most appropriate measure of economic impact because it excludes intermediate inputs, which are the goods and services (including energy, raw materials, semi-finished goods, and services purchased from all sources) used in the production process to produce other goods or services rather than for final consumption. For example, the paper stock used in a magazine publication is an intermediate input whereas paper stock sold in an office-supply store is the final product sold to the consumer. The value of producing the magazine's paper stock is accounted for in measures of GDP within the Paper Manufacturing sector, not in the Publishing sector.

As detailed in the following table, the horse industry supports nearly **22,000 direct jobs** and adds **\$1.05 million in direct value** to the state economy. These direct impacts drive a further **\$713 million in added value** to the economy and nearly **6,600 jobs from indirect and induced effects**.

| Maryland Total Economic Impact Summary (\$MMs) | | | |
|--|---------|----------------------|---------|
| | Direct | Indirect and Induced | Total |
| Employment | 21,841 | 6,593 | 28,434 |
| Labor Income | \$841 | \$407 | \$1,248 |
| Value Added | \$1,055 | \$713 | \$1,768 |
| Output | \$1,689 | \$1,216 | \$2,905 |



The following tables detail results by segment and IMPLAN component, as well as by breed:

| MD Employment Impacts (# of Jobs) | | | |
|---|--------|--------------------|--------|
| Segment | Direct | Indirect & Induced | Total |
| Horse Ownership | 15,841 | 3,447 | 19,288 |
| Institutions and Profit-Making Operations | 1,325 | 965 | 2,291 |
| Tourism Spending by Participants and Spectators | 4,675 | 2,181 | 6,856 |
| Total | 21,841 | 6,593 | 28,434 |

| MD Labor Income (MMs) | | | |
|---|--------|--------------------|---------|
| Segment | Direct | Indirect & Induced | Total |
| Horse Ownership | \$557 | \$219 | \$776 |
| Institutions and Profit-Making Operations | \$56 | \$44 | \$100 |
| Tourism Spending by Participants and Spectators | \$229 | \$143 | \$372 |
| Total | \$841 | \$407 | \$1,248 |

| MD Value Added (GDP) Impacts (MMs) | | | |
|---|---------|--------------------|---------|
| Segment | Direct | Indirect & Induced | Total |
| Horse Ownership | \$588 | \$387 | \$975 |
| Institutions and Profit-Making Operations | \$124 | \$85 | \$210 |
| Tourism Spending by Participants and Spectators | \$343 | \$241 | \$584 |
| Total | \$1,055 | \$713 | \$1,768 |

| MD Total Output (MMs) | | | |
|---|---------|--------------------|---------|
| Segment | Direct | Indirect & Induced | Total |
| Horse Ownership | \$903 | \$663 | \$1,567 |
| Institutions and Profit-Making Operations | \$214 | \$142 | \$356 |
| Tourism Spending by Participants and Spectators | \$572 | \$410 | \$982 |
| Total | \$1,689 | \$1,216 | \$2,905 |

| MD Employment Direct Effect (# of Jobs) | | | | | | | |
|---|------------------|--------------|-----------------|------------------|------------|-------------------|---------------|
| | Compe- tition | Racing | Recre- ation | Working Horse | Other | Non assignable | Total |
| Quarter Horse | 1,079 | 35 | 1,128 | 47 | 255 | | 2,543 |
| Thoroughbred | 297 | 5,937 | 261 | 9 | 49 | | 6,554 |
| Standardbred | 19 | 2,862 | 92 | 0 | 84 | | 3,057 |
| All Others | 1,705 | 8 | 2,064 | 130 | 537 | | 4,444 |
| Non-assignable | 200 | 17 | | | | 5,027 | 5,243 |
| Total | 3,300 | 8,859 | 3,544 | 186 | 924 | 5,027 | 21,841 |

| MD Employment Total Effect (# of Jobs) | | | | | | | |
|--|------------------|---------------|-----------------|------------------|--------------|-------------------|---------------|
| | Compe- tition | Racing | Recre- ation | Working Horse | Other | Non assignable | Total |
| Quarter Horse | 1,343 | 43 | 1,451 | 57 | 312 | | 3,207 |
| Thoroughbred | 370 | 7,336 | 336 | 11 | 60 | | 8,113 |
| Standardbred | 23 | 3,536 | 118 | 0 | 103 | | 3,781 |
| All Others | 2,122 | 10 | 2,655 | 160 | 658 | | 5,606 |
| Non-assignable | 295 | 26 | | | | 7,407 | 7,728 |
| Total | 4,154 | 10,951 | 4,560 | 229 | 1,133 | 7,407 | 28,434 |

| MD Value Added Direct Effect (MMs) | | | | | | | |
|------------------------------------|------------------|----------------|-----------------|------------------|---------------|-------------------|------------------|
| | Compe- tition | Racing | Recre- ation | Working Horse | Other | Non assignable | Total |
| Quarter Horse | \$42.6 | \$1.3 | \$50.9 | \$1.7 | \$9.4 | | \$105.9 |
| Thoroughbred | \$11.7 | \$227.9 | \$11.8 | \$0.3 | \$1.8 | | \$253.6 |
| Standardbred | \$0.7 | \$109.9 | \$4.1 | \$0.003 | \$3.1 | | \$117.8 |
| All Others | \$67.3 | \$0.3 | \$93.1 | \$4.7 | \$19.8 | | \$185.3 |
| Non-assignable | \$6.3 | \$1.9 | | | | \$384.6 | \$392.7 |
| Total | \$128.7 | \$341.3 | \$159.8 | \$6.8 | \$34.1 | \$384.6 | \$1,055.3 |



| MD Value Added Total Effect (MMs) | | | | | | | |
|-----------------------------------|------------------|---------|------------|------------------|--------|-------------------|-----------|
| | Compe- tition | Racing | Recreation | Working Horse | Other | Non assignable | Total |
| Quarter Horse | \$72.4 | \$2.2 | \$87.1 | \$2.9 | \$15.8 | | \$180.4 |
| Thoroughbred | \$19.9 | \$371.8 | \$20.2 | \$0.6 | \$3.0 | | \$415.5 |
| Standardbred | \$1.3 | \$179.2 | \$7.1 | \$0.004 | \$5.2 | | \$192.8 |
| All Others | \$114.4 | \$0.5 | \$159.4 | \$8.1 | \$33.4 | | \$315.7 |
| Non-assignable | \$13.6 | \$2.9 | | | | \$646.9 | \$663.4 |
| Total | \$221.6 | \$556.7 | \$273.8 | \$11.6 | \$57.5 | \$646.9 | \$1,767.9 |

| MD Output Direct Effect (MMs) | | | | | | | |
|-------------------------------|------------------|---------|-----------------|------------------|--------|-------------------|-----------|
| | Compe- tition | Racing | Recre- ation | Working Horse | Other | Non assignable | Total |
| Quarter Horse | \$68.0 | \$2.0 | \$84.7 | \$2.8 | \$14.8 | | \$172.3 |
| Thoroughbred | \$18.7 | \$346.7 | \$19.6 | \$0.6 | \$2.9 | | \$388.4 |
| Standardbred | \$1.2 | \$167.1 | \$6.9 | \$0.004 | \$4.9 | | \$180.1 |
| All Others | \$107.4 | \$0.5 | \$155.0 | \$7.8 | \$31.2 | | \$301.9 |
| Non-assignable | \$14.6 | \$2.7 | | | | \$629.2 | \$1,689.3 |
| Total | \$209.9 | \$519.1 | \$266.2 | \$11.1 | \$53.8 | \$629.2 | \$1,689.3 |

| MD Output Total Effect (MMs) | | | | | | | |
|------------------------------|------------------|---------|-----------------|------------------|--------|-------------------|-----------|
| | Compe- tition | Racing | Recre- ation | Working Horse | Other | Non assignable | Total |
| Quarter Horse | \$119.5 | \$3.5 | \$146.7 | \$4.8 | \$25.8 | | \$300.3 |
| Thoroughbred | \$32.9 | \$591.0 | \$34.0 | \$1.0 | \$5.0 | | \$663.7 |
| Standardbred | \$2.1 | \$284.9 | \$11.9 | \$0.01 | \$8.5 | | \$307.4 |
| All Others | \$188.8 | \$0.8 | \$268.5 | \$13.5 | \$54.4 | | \$525.9 |
| Non-assignable | \$27.7 | \$4.4 | | | | \$1,075.3 | \$1,107.5 |
| Total | \$370.9 | \$884.6 | \$461.1 | \$19.3 | \$93.6 | \$1,075.3 | \$2,904.8 |

| MD Quarter Horse Impact Summary (\$MMs) | | | | |
|---|--------------|-----------------|----------------|--------|
| | # of Jobs | Labor Income | Value Added | Output |
| Direct | 2,543 | \$98 | \$106 | \$172 |
| Indirect and Induced | 664 | \$42 | \$75 | \$128 |
| Total | 3,207 | \$140 | \$180 | \$300 |

| MD Thoroughbred Impact Summary (\$MMs) | | | | |
|--|--------------|-----------------|----------------|--------|
| | # of Jobs | Labor Income | Value Added | Output |
| Direct | 6,554 | \$216 | \$254 | \$388 |
| Indirect and Induced | 1,559 | \$88 | \$162 | \$275 |
| Total | 8,113 | \$304 | \$416 | \$664 |

| MD Standardbred Impact Summary (\$MMs) | | | | |
|--|--------------|-----------------|----------------|--------|
| | # of Jobs | Labor Income | Value Added | Output |
| Direct | 3,057 | \$100 | \$118 | \$180 |
| Indirect and Induced | 724 | \$41 | \$75 | \$127 |
| Total | 3,781 | \$141 | \$193 | \$307 |



THE RECREATION SECTOR

Background

In number of horses and participants, recreation is the largest sector of the horse industry. With more than 2.9 million horses being used nationally, the economic impact of the recreational equine industry has several components.

As with competition and racing, recreational riding provides income for stables, farriers, veterinarians, trainers and other industry providers. Economic activity from recreational riding can be recognized through participant spending on riding lessons, trail guides, travel expenditures, riding equipment, and more. Lesson and instruction providers and their horses comprise a significant part of the recreation sector, as horseback riding remains a highly popular sport.

Organizations such as the American Riding Instructors Association (ARIA) have provided paths for certification in different equestrian disciplines, including Recreational Riding Instruction.

Trail riding is a main equine recreational activity that allows people to experience public lands and parks on horseback. There are associations across the country dedicated to preserving trails and public lands and often providing environmental conservation work through their members.

- Back Country Horsemen of America members volunteered over 340,000 hours maintaining trails on public lands.
- American Paint Horse Association (APHA) hosts a series of trail rides across the country and teaches members how to plan, map, and register their own horseback trail rides.
- American Endurance Ride Conference (AERC) promotes the safe use of endurance horses and advocates for the protection and development of equestrian trails.

Percentage of MD households in 2022 that participated in:

Trail riding: 9.8%, or 230,763 households in Maryland.

The vast majority of trail riders—87%—utilize public lands.

Lessons: 6.0%, or 141,283 households in Maryland.



Economic Impact

The recreation sector supports more than **3,500 direct jobs** and adds **\$160 million in direct value** to the Maryland economy. These direct impacts drive a further **\$114 million in added value** to the economy and more than **1,000 jobs** from indirect and induced effects.

| Maryland Recreation Sector Economic Impact Summary (\$MMs) | | | |
|--|--------|----------------------|-------|
| | Direct | Indirect and Induced | Total |
| Employment | 3,544 | 1,016 | 4,560 |
| Labor Income | \$145 | \$65 | \$209 |
| Value Added | \$160 | \$114 | \$274 |
| Output | \$266 | \$195 | \$461 |



THE COMPETITION SECTOR

Background

Equine competition involves extensive economic activity. The wide variety of disciplines and tiers—from local competitions that take place each weekend throughout the country to high-level national and international competitions—allows for participation by owners and riders at all levels, from beginner to professional. Further, the tiered structure of sanctioned competitions creates incentives for owners and riders to expand their participation and work toward qualifying for higher level competitions.

Higher-level competitions require increasing expenditures. Competition horses require the services of experienced trainers, grooms, veterinarians, and farriers, as well as specialized feed, supplements, care, and conditioning. Moreover, specialized equipment is needed to maintain, train, transport, and travel with equine athletes and competitions require fees for entries, housing, and other services. Riders also require teaching and coaching, specialized equipment and clothing, and support from drivers, grooms and others while competing. Professional competitors also incur advertising costs from promoting their horse in a breed magazine or show program to highlight previous accomplishments for prospective judges.

Major Sanctioning Bodies

The following eight organizations alone sanction nearly **7,000 U.S. events** annually, generating substantial economic impact and opportunities for show organizers, vendors, host facilities and stables, and surrounding businesses like hotels, restaurants and convenience stores.

- U.S. Equestrian Federation (USEF): 11 breeds² and 18 broad competitive disciplines, including the three equestrian disciplines held at the Olympic Games.
- The American Quarter Horse Association (AQHA): 22 additional disciplines such as barrel racing, cutting, and a variety of roping events.
- National Reining Horse Association (NRHA) involve the execution of precise movements related to cattle ranching, such as 360-degree spins done in place and hallmark sliding stops.
- United Professional Horsemen's Association (UPHA) also hosts competitions focusing predominantly on American Saddlebred, the Morgan Horse, the Hackney Pony and the National Show Horse.
- United States Eventing Association (USEA) involves what is best described as an equestrian triathlon: dressage, cross-country, and show jumping.
- The Professional Rodeo Cowboys Association (PRCA) sanctions rodeos in 44 states.
- The Interscholastic Equestrian Association (IEA) offers youth in grades 4-12 the opportunity to compete in three disciplines—hunt seat, western, and dressage—without the financial burden of owning a horse.
- The Arabian Horse Association offers competitions from grassroots schooling shows to national championships and distance rides.

| Competitions Licensed by Major National Organizations | | | | | | | |
|---|---------|---------|--------|------|---------|-----------|--------|
| | USEF | AQHA | NRHA | UPHA | USEA | Arabians | IEA |
| # of Events | 2,124 | 1,927 | 975 | 200* | 250* | 771 | 103 |
| # of Entries | 340,881 | 853,749 | 73,000 | | 42,000* | 494,700** | 21,328 |
| # of Competitors | 78,000 | 17,741 | 8,660 | NA | NA | 6,064 | |

**Non-USEF events only; UPHA is also involved with USEF shows.*

At Intercollegiate Horse Shows Association (IHSA) events, horses are furnished by host colleges, eliminating the expense of horse ownership. More than **400 colleges in 45 states participate**. Events include hunter and Western disciplines.

Other breed registries and equestrian associations have additional types of competitions unique to their breeds or interests, for example, rodeo and associated timed events, trail obstacle courses, mounted shooting competitions, team penning, equine driving, and team roping. There are also several state and regional associations that sponsor competitions, and an untold number of non-sanctioned events throughout the country.

Maryland has **36 sanctioned USEF horse trials** as well as **several international competitions** sanctioned by the International Equestrian Federation, including the Maryland 5 Star at Fair Hill, the Washington International 5* Horse Show at PG equestrian, The Maryland International 4/3/2* at Loch Moy Farm, and the Fair Hill International 3/2/1* Horse Trials. The AQHA hosted 10 events in Maryland in 2022 with an average of 285 entries.

Other breed registries and equestrian associations have additional types of competitions unique to their breeds or interests, for example, rodeo and associated timed events, trail obstacle courses, mounted shooting competitions, team penning, equine driving, and team roping. There are also several state and regional associations that sponsor competitions, and an untold number of non-sanctioned events throughout the country.

Maryland has several polo teams competing in US Polo, and three polocrosse teams that regularly send competitors to the Polocrosse World Cup. Maryland also has a championship jousting circuit.

2. Andalusian/Lusitano, Arabian, Connemara, Friesian, Hackney, Morgan, National Show Horse, Paso Fino, American Saddlebred, Shetland, and Welsh Pony/Cob.

Economic Impact

The competition sector supports **3,300 direct jobs** and adds **\$129 million in direct value** to the Maryland economy. These direct impacts drive a further **\$93 million in added value** to the economy and more than **850 jobs from indirect and induced effects**.

| Maryland Competition Sector Economic Impact Summary (\$MMs) | | | |
|--|--------|-----------------------|-------|
| | Direct | Indirect and In-duced | Total |
| Employment | 3,300 | 854 | 4,154 |
| Labor Income | \$119 | \$53 | \$172 |
| Value Added | \$129 | \$93 | \$222 |
| Output | \$210 | \$161 | \$371 |

Not included in the economic impact is volunteer labor, which the Maryland competition scene is heavily and in some disciplines almost entirely dependent upon.



Photo Credit: Katherine Rizzo



THE RACING SECTOR

Background

Racehorses require substantial expenditures on breeding, maintenance and training. Training fees for racehorses are substantial and usually comprise a day-rate plus a percentage of prize money won. Additional fees while a horse is in training include the costs of insurance, veterinarians, farriers and jockey fees. Jockeys are independent contractors who earn a fixed mount fee plus a percentage of the prize money won. There are transportation fees between racetracks and farms and boarding fees when the horse is not in training. Horses competing at the top level in stakes races also have additional entry fees. Racehorses also require specialized feed and supplies.

The horseracing sector also involves large indirect expenditures to specialized service providers. Totalizator companies provide wagering technology, machines and infrastructure. Broadcasting and television companies provide satellite services, broadcasting infrastructure, photo finish and timing equipment. Other vendors provide food and beverage concessions, track maintenance (turf and rail), and security technologies.

Besides commercial racetracks, racing occurs at state and county fairs and steeplechase events. Fair racing occurs primarily in the eastern US, including in Maryland at the Frederick Fairgrounds and at the Great Pocomoke Fair where there were four race days and 20 races at fairs in 2022. Steeplechase events occur primarily in Atlantic coast states and are typically organized by non-profit associations or charitable trusts. The National Steeplechase Association reports that four locations in Maryland hosted a total of four race days in 2022 including at the Fair Hill Steeplechase.

The major racing breeds are Thoroughbred, Quarter Horse and Standardbred (harness racing). Arabians and Appaloosas also participate in a small number of races typically at

The Maryland racing numbers for 2022:

Number of commercial racetracks: 5 tracks—3 Thoroughbred and 2 harness tracks. Also 1 track hosting Arabian races.

Number of race days: 276 live race days.

Purses: of \$82 million.

Handle: \$632 million.

Thoroughbred or Quarter Horse tracks. Standardbred or harness racing is predominantly limited to the Northeast, Midwest, and Mid-Atlantic states, while Quarter Horse racing is predominantly a Great Plains and Western sport.

The prospect of purse earnings underlies the value of racehorses and allows for the specialized care, training and breeding they receive. Traditionally, the size of purses was determined by the level of wagering on races. Today, purses benefit from casino-style gaming at many racetracks, including Maryland.

Maryland is a significant horse racing hub of the United States and hosts the Preakness Stakes, the second race of the Triple Crown. There are three commercial Thoroughbred tracks: Laurel Park, Timonium, and Pimlico Race Course, home of the Preakness. Pimlico also hosts an occasional Arabian race. There are two commercial harness tracks: Ocean Downs and Rosecroft Raceway.

Economic Impact

The racing sector supports nearly **8,900 direct jobs** and adds **\$341 million in direct value** to the Maryland economy. These direct impacts drive a further **\$215 million in added value** to the economy and nearly **2,100 jobs from indirect and induced effects**.

| MD Racing Sector Economic Impact Summary (\$MMs) | | | |
|--|--------|----------------------|--------|
| | Direct | Indirect and Induced | Total |
| Employment | 8,859 | 2,092 | 10,951 |
| Labor Income | \$288 | \$171 | \$459 |
| Value Added | \$341 | \$215 | \$557 |
| Output | \$519 | \$366 | \$885 |

The Innovation Group also performed an economic study of harness racing on behalf of the United States Trotting Association (USTA). The following table summarizes the results for Maryland. Harness racing supports nearly **2,950 direct jobs** and adds **\$107 million in direct value** to the Maryland economy. These direct impacts drive a further **\$70 million in added value** to the economy and nearly **700 jobs from indirect and induced effects**.

| MD Harness Racing Sector Economic Impact Summary (\$MMs) | | | |
|--|--------|----------------------|-------|
| | Direct | Indirect and Induced | Total |
| Employment | 2,948 | 668 | 3,616 |
| Labor Income | \$98 | \$39 | \$136 |
| Value Added | \$107 | \$70 | \$177 |
| Output | \$160 | \$119 | \$278 |

Source: IMPLAN Group, LLC, IMPLAN System (data and software); The Innovation Group.



Photo Credit: MHBA



Photo Credit: Jeff Gagliano

OTHER EQUINE ACTIVITY

Traditional Working Horses

Traditional working horses remain an important part of the industry and account for approximately 8% of the US horse population. Quarter Horses and UPHA breeds make up the vast majority of working horses. The Maryland Draft Horse and Mule Association promotes interest in Draft Horse breeds and governs draft horse competitions.

The working horse sector supports nearly **186 direct jobs** and adds **\$7 million in direct value** to the Maryland economy. These direct impacts drive a further **\$5 million in added value** to the economy and **43 jobs from indirect and induced effects**.

| MD Traditional Working Horse Sector Economic Impact Summary (\$MMs) | | | |
|---|--------|-----------------------|-------|
| | Direct | Indirect and In-duced | Total |
| Employment | 186 | 43 | 229 |
| Labor Income | \$7 | \$3 | \$9 |
| Value Added | \$7 | \$5 | \$12 |
| Output | \$11 | \$8 | \$19 |

Equine-Assisted Services (EAS)

Equine-Assisted Services (EAS)³ provides opportunities for individuals with physical, cognitive, and emotional special needs to have rewarding interaction with horses. There are many benefits for individuals who participate in EAS depending on their personal needs. Horses can learn and respond to their environment, making them more than just an animal, but rather a partner to assist in overcoming challenges.

Organizations involved in EAS include:

- The American Hippotherapy Association (AHA) provides educational resources and continuing education courses for occupational therapy, physical therapy and speech language pathology professionals who incorporate equines, equine movement and the equine environment in treatment.
- Equine Assisted Growth and Learning Association (EAGALA) is an international association for professionals providing equine assisted psychotherapy and personal development.
- Federation of Horses in Education and Therapy International (HETI) facilitates the worldwide collaboration between organizations and individuals whose EAS objectives are philanthropic, scientific and educational.
- Horses and Humans Research Foundation (HHRF) is a research organization that also provides educational and instructional materials.
- The Professional Association of Therapeutic Horsemanship International (PATH) promotes safety and optimal outcomes in EAS. In addition to certifying professionals and accrediting facilities, the organization helps to set rules and guidelines, provide resources, and advocate for EAS programs. PATH helps ensure safe practices are maintained for both clients and horses alike.

PATH Intl. is a large organization and as of 2020 had certified over 5,424 instructors in 813 certified facilities. In turn these instructors and an extensive volunteer core served 53,400 children and adults in 2020, including 5,900 veterans⁴.

Maryland stables are required to be licensed; **67 of Maryland's 793 licensed stables report offering EAS** as one part of their operation. Total employment compensation nationally for service-related employees at 813 certified operations and approximately 780 non-certified facilities is estimated at \$185.7 million. The portion attributable to Maryland based on horse population estimates is **\$4.2 million in employment compensation**. Additionally, expenses for **332 horses owned or leased** by EAS operations were estimated using the Association Other expense category.

3. Previously called Equine-Assisted Activities and Therapy (EAAT)
4. 2020 PATH Intl. Factsheet.

| MD EAS Economic Impact Summary | | | |
|--------------------------------|--------------|-----------------------|--------------|
| | Direct | Indirect and In-duced | Total |
| Employment | 187 | 76 | 263 |
| Labor Income | \$11,411,426 | \$4,762,357 | \$16,173,783 |
| Value Added | \$19,221,033 | \$8,475,064 | \$27,696,097 |
| Output | \$22,745,374 | \$14,093,672 | \$36,839,046 |



Rescues and Sanctuaries

There are an estimated 1,100 organizations involved in animal welfare in the United States that include horses. Equine Rescues are shelters where horses go for safekeeping, potentially rehabilitated, and eventually put up for adoption to a new home. An Equine Sanctuary is a place where equines go to live out the remainder of their lives. The AHC has estimated that on average over the last 5 years, 80% of horses leaving shelters are adopted, meaning approximately 25,000 horses are adopted from shelters each year.

Financial data from IRS tax form 990 was available for over 700 organizations, including income, expenses, employment and employee compensation, and horse capacity. Our analysis of that data resulted in an estimate of 27,202 horses being sheltered nationally in 2022, resulting in horse-related operating expenses of \$92 million and capital expenses of \$78 million in addition to employment compensation of \$65.8 million. The portion attributable to Maryland's **29 animal welfare organizations** that are represented in the list of 1,100 non-profit organizations includes horse-related operating **expenses of \$1.6 million** and **employment compensation of \$945 thousand**. Not included are all licensed Maryland stables that report offering rescue or sanctuary services as one part of their operation; boarding expenses are included in the horse ownership surveys. There are **58 licensed Maryland stables** that report offering rescue or sanctuary services.

| MD Rescues and Sanctuaries Economic Impact Summary | | | |
|--|-------------|----------------------|-------------|
| | Direct | Indirect and Induced | Total |
| Employment | 45 | 7 | 52 |
| Labor Income | \$1,365,844 | \$435,079 | \$1,800,922 |
| Value Added | \$1,280,156 | \$777,949 | \$2,058,106 |
| Output | \$1,861,739 | \$1,304,168 | \$3,165,907 |



Equine Associations

The American Horse Council directory lists approximately 260 equine-related associations active in the U.S., including State Horse Councils, breed registries, non-academic educational organizations, activity-based associations, libraries and museums. These non-profit organizations submit detailed financial information to the IRS on tax form 990, some of which are publicly available documents. In total, we collected employment and salary data from 105 organizations. After removing extreme outliers from the dataset, averages were used to estimate the unknown population. In Maryland there are approximately 200 organizations such as pony clubs, 4-H clubs, and various breed and sector associations. Not included in the economic impact calculations are for-profit enterprises (which are accounted for elsewhere in the analysis) or small associations without employees or public reporting. The major associations include the National Steeplechase Foundation, Maryland Horse Breeders Association, the Maryland Horse Council, and the Maryland Thoroughbred Horsemen's Association. The direct effect input from **12 equine-related associations** in Maryland includes **57 employees** earning **\$4.2 million in compensation**.

| MD Equine Associations Economic Impact Summary | | | |
|--|--------------|----------------------|--------------|
| | Direct | Indirect and Induced | Total |
| Employment | 57 | 51 | 108 |
| Labor Income | \$4,218,893 | \$3,430,155 | \$7,649,048 |
| Value Added | \$11,174,955 | \$5,340,040 | \$16,514,995 |
| Output | \$15,839,464 | \$9,055,669 | \$24,895,134 |

Equine Academic Institutions

There are 179 colleges and universities in the United States and **3 in Maryland** that are recognized as having equine-related programs and degrees. These programs vary in size and scope depending on their location and level of education. Students can obtain various degrees and/or certificates depending on their interests. Most commonly, equine related degrees stem from the schools of business, animal sciences, or agricultural sciences. After receiving valid responses from 66 institutions, we were able to estimate a total of 1,253 employees nationally and **10 in Maryland within the Equine Academic Industry**. Additionally, expenses for **55 horses owned or leased** by academic programs in Maryland were estimated using the Association Other category.

| MD Equine Academics Economic Impact Summary | | | |
|---|-------------|----------------------|-------------|
| | Direct | Indirect and Induced | Total |
| Employment | 13 | 4 | 18 |
| Labor Income | \$750,965 | \$271,150 | \$1,022,115 |
| Value Added | \$931,272 | \$485,512 | \$1,416,784 |
| Output | \$1,235,109 | \$836,628 | \$2,071,737 |

Results are combined academic program operations and horse care. MM = millions

Public Horse Sales

Sales data was collected through archival records of major horse public sales throughout the U.S. (including Maryland) from sale company's websites or online databases such as Blood Horse and Harness Racing. In addition to the major companies and sales, such as Fasig-Tipton, Keeneland and Harrisburg, we collected data from smaller state and local sales throughout the country. In total, **949 horses sold** in Maryland during 2022 resulted in annual sales of **\$51 million**. Not included are private sales or livestock auctions that occur in nearly every state. Equine data for public livestock auctions is not consistently available.

For this segment, only the marginal effect is considered. The sales margin as estimated by IMPLAN under sector 395 (Wholesale trade) reflects the staffing and expenses required to host the sales events and the commissions accruing to the hosting enterprises.

| MD Public Horse Sales Economic Impact Summary | | | |
|---|--------------|----------------------|--------------|
| | Direct | Indirect and Induced | Total |
| Employment | 41 | 55 | 96 |
| Labor Income | \$4,082,289 | \$3,707,317 | \$7,789,606 |
| Value Added | \$8,345,595 | \$5,992,692 | \$14,338,288 |
| Output | \$14,070,963 | \$10,062,326 | \$24,133,289 |



OTHER INDUSTRY ACTIVITY

Land Preservation

The Horse industry plays a significant role in preserving agricultural land. We estimate that the reported acreage in the AHC association survey represents approximately 12.5 million acres nationally of land owned or leased for horse-related uses, or approximately one acre for every two horses nationally.

Of the Maryland horse-owning respondents in the AHC association survey, approximately **62% reported owning or leasing a farm**, barn, or stable. In Maryland, the land owned or leased for horse-related uses is estimated at **220,000 acres**, or approximately 2.3 horses per acre.

Volunteerism

Horse owning respondents to the AHC survey reported a high incidence of volunteerism. Approximately 13.1% of households in the AHC association survey reported using volunteers as part of their horse care, management, or activities. On average, these households reported using 10 volunteers in the past year. This implies nearly **38,000 volunteers** in Maryland. Competition organizers in Maryland report using **900 volunteers in 2022** (only from those Maryland organizers who reported, not scaled up).



APPENDIX: METHODOLOGY

A note on comparing the results in this 2022 report with our 2016 results: there is natural variation in estimates using a sample, and one should expect a different outcome given different people responding to the survey. With that said, the Innovation Group employed the same methodology in this study as in our analysis for 2016, with the following exceptions:

- In the Racing sector, expenses for Thoroughbreds were calculated separate from other racing breeds.
- For EAS and academic programs, horse-related expenses were added to reflect the impacts from taking care of the horses utilized in these segments.

Per-horse expenses were generally consistent with our estimates for 2016 except for Recreation. We believe this to be a result of variation in recreation respondents, not an actual increase in expenses since the other sectors tend to be consistent with inflation. The value of the dollar rose by 18% between 2016 and 2022 (\$1 dollar in 2022 is 82 cents in 2016 real value). We also note that the new Recreation estimates are generally consistent with the other sectors—although lower than Racing and Competition, which would be expected.

One other major difference in results compared to the 2016 results involves lower estimates for land preservation. We believe this to be a result of variation in recreation respondents, not an actual decrease in land attributable to horse ownership. We believe the results in this report are more credible relative to the entire acreage of the state.

Employment related to the horse owner survey is an output from IMPLAN resulting from horse-related expenses input into the sectors as discussed below. We are not certain why Direct employment has increased despite a reduction in horse population, but it could be a re-categorization from Indirect and Induced employment, which has declined in some case, combined with larger estimates for per-horse expenses in the Recreation sector.

Economic Impact Modeling

Economic impact analyses are commonly used tools to quantify the benefits that result from the opening or closure of a business or industry to an area. The Innovation Group performed the horse industry analysis utilizing IMPLAN data and software. The economic impact of an industry consists of three layers of impacts:

1. Direct effects
2. Indirect effects
3. Induced effects

The direct effect is the economic activity that occurs within the industry itself: for example, the people employed on horse farms and at racetracks and the spending by horse owners on feed and veterinarians and farriers. For the horse industry, direct effects are defined as employees of or direct expenditures by front-line industry entities or customers of front-line entities. Direct expenditures include operating expenses and average annual capital expenditures.

Indirect impacts are the effects of the direct expenditures on other business sectors: for example, the farmer who grows the alfalfa and grain as well as the mill that processes the grain. Indirect effects reflect the economic spin-off that is made possible by the direct

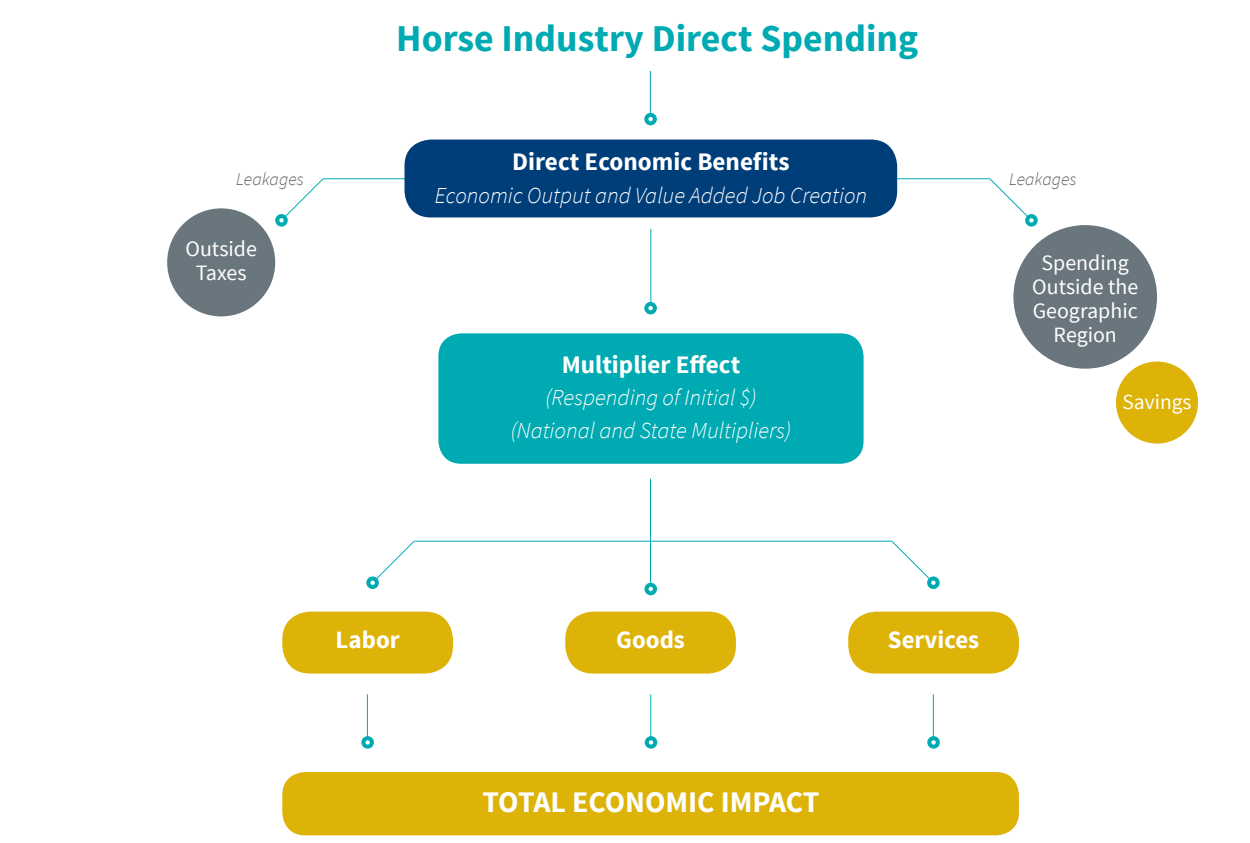
purchases of the facility. Firms providing goods and services to equine operations have incomes partially attributable to the horse industry.

Examples of suppliers include Equine Divisions at corporations like Purina Animal Nutrition (175 employees), Zoetis Animal Health (41 employees), and W.F. Young (40 employees), which supplies supplements and OTC topical horse care products for fly control, grooming, hoof care, first aid, muscle & joint, and leather care, and companies like Equine Network Publishing (142 employees).

Finally, the induced impacts result from the spending of labor income: for example, racetrack employees or feed mill employees using their income to purchase consumer goods locally. As household incomes are affected by direct employment and spending, this money is recirculated through the household spending patterns causing further local economic activity.

Indirect and induced effects are calculated using multipliers derived from an input-output⁶ model of the economy. The IMPLAN input-output model identifies the relationships between various industries—for example, which industries are involved in producing \$1,000 worth of feed and by how much is each industry affected? The model is then used to estimate the effects of expenditures by one industry on other industries so that the total impact can be determined. Industry multipliers are developed based on U.S. Census data. IMPLAN accounts closely follow the accounting conventions used in the "Input-Output Study of the U.S. Economy" by the Bureau of Economic Analysis.

The following flow-chart shows how the economic impact model operates.



6. IMPLAN software and data were utilized for this study.

Determining the direct economic impact is a critical first step in conducting a valid economic impact analysis. The horse industry is unique because of its multiple segments and the dispersed nature of industry participants and activities. The racing industry alone involves a complex web of participants and activity, with scattered registries that do not capture all participants.

The IMPLAN tools utilized to model the direct effects varied according to the type of data collected for each input segment. There are five types of economic activity changes that IMPLAN is designed to model for: industry, commodity, labor income, household income, and institution (government) spending. The most commonly used activity is an industry change, as the business generating a change in revenue, labor, or employment is often known and attributable to a specific industry sector.

The commodity change function was most appropriate for modeling the horse ownership expense data and tourism spending by horse participants and spectators. Goods and services can be produced by more than one industry, and the survey instruments did not specify where or from whom the good was purchased. A commodity change distributes the total demand or sales for the good or service across all producing industries or institutions based on their regional market share distribution of that commodity, distribution of that commodity. For example, 97% of the entire U.S. supply of grain is produced by the Grain Farming Sector while the other 3% is produced by the Federal Government.

All horse ownership expenses other than employment compensation were entered into the IMPLAN commodity sector that corresponds to the most appropriate NAICS code⁷ for each individual expense line item. Employment compensation was modeled as an industry change through IMPLAN sector 19 (Support activities for agriculture and forestry). The following table shows the expense line items collected in the ownership survey as classified in the IMPLAN sector scheme:

7. The IMPLAN sectoring scheme is based on the North American Industry Classification System (NAICS), developed under the auspices of the Office of Management and Budget (OMB), which classifies business establishments based on the activities they are primarily engaged in or the commodities they create.



| Direct Effects, IMPLAN Categories | | |
|-----------------------------------|--|--|
| IMPLAN Code | Commodity Sector Description | Direct Effect Input (Expense & Capital Investments) |
| 3002 | Grains | Feed & Bedding |
| 3010 | All other crops | Hay |
| 3019 | Support activities for agriculture and forestry | Boarding, Training, Stud Fees, Blacksmith/Farrier, Other Medical & Wellness Services, All Other Horse-Related Goods & Services |
| 3047 | Electricity transmission and distribution | Facilities Maintenance |
| 3049 | Water, sewage and other systems | Facilities Maintenance |
| 3055 | Newly constructed commercial structures, including farm structures | Farm/ Barn Structures |
| 3056 | Newly constructed nonresidential structures | Farm Land/ Land Improvements |
| 3060 | Maintenance and repair construction of nonresidential structures | Facilities Maintenance |
| 3064 | Other animal food | Feed & Bedding, Supplements & Medications |
| 3172 | Pharmaceuticals | Supplements & Medications |
| 3260 | Farm machinery and equipment | Farm Equipment |
| 3395 | Wholesale services - Machinery, equipment, and supplies | Other capital expense |
| 3402 | Retail services- Motor vehicle and parts dealers | Horse Trailers |
| 3408 | Retail services- Gasoline stores | Owner Travel |
| 3410 | Retail services- Sporting goods, hobby, musical instrument and book stores | Tack & Grooming Supplies, Rider Gear, All Other Horse-Related Goods/Services |
| 3414 | Air transportation services | Owner Travel |
| 3417 | Truck transportation services | Horse Transportation & Lodging |
| 3445 | Insurance carriers | Horse & Other Insurance |
| 3447 | Other real estate services | Farm Land/ Land Improvements |
| 3457 | Advertising, public relations, and related services | Advertising |
| 3467 | Veterinary services | Veterinary Services |
| 3473 | Business support services | All Other Business Expenses |
| 3482 | Other educational services | Lesson/Instruction |
| 3489 | Commercial Sports Except Racing | Boarding, Training, Stud Fees, Blacksmith/Farrier, Other Medical & Wellness Services, All Other Horse-Related Goods & Services |
| 3500 | Promotional services for performing arts and sports and public figures | Entry & Stall Fees |
| 3493 | Museums, historical sites, zoos, and parks | Permits |
| 3504 | Other amusement and recreation services | Guides/Outfitters |
| 3507 | Hotels and motel services, including casino hotels | Owner Lodging |
| 3508 | Other accommodations services | Horse Transportation & Lodging |
| 3509 | Full-service restaurants services | Dining |

This tool was also used to model expenses for horses owned by Sanctuary & Rescue operations, EAS operations, Academic programs, and Amish households.

For other data, the Industry Change function under IMPLAN is the more appropriate tool. For racetrack operations, for example, estimates of racetrack revenue are entered into IMPLAN under sector 498 (Racing and Track Operation), and IMPLAN calculates the spin-off effects resulting from that direct revenue. For public horse sales, only the marginal effect is considered. The sales margin as estimated by IMPLAN under sector 395 (Wholesale trade) reflects the staffing and expenses required to host the sales events and the commissions accruing to the hosting enterprises.

For some of our data segments, only employment or employment compensation data was available. In these cases, the IMPLAN software estimated other aspects of an operation based on how many people are employed in a given business sector using its employment multiplier.

The following table shows the sectors and inputs utilized for Industry Change activities:

| Industry Change Direct Inputs by Segment | |
|--|---|
| Horse Industry Segment | IMPLAN Sector |
| Competition Organizers | 500 Promoters of sports and agents for public figures |
| Racetrack Operators | 498 Racing and Track Operation |
| ADW/OTBs | 498 Racing and Track Operation |
| Fair Races | 498 Racing and Track Operation |
| Steeplechase | 523 Business and professional associations |
| Racing Commissions | 541 Employment and payroll of state govt, non-education |
| EAS | 485 Offices of other health practitioners |
| Academics | 481 Junior colleges, colleges, universities, and professional schools |
| Associations | 522 Grantmaking, giving, and social advocacy organizations |
| Rescues & Sanctuaries | 19 Support activities for agriculture and forestry |
| Public Horse Sales | 395 Wholesale trade |
| Tourism Travel | 408 Retail - Gasoline stores & 414 Air transportation |
| Tourism Dining | 509 Full-service restaurants |
| Tourism Lodging | 507 Hotels and motels, including casino hotels |

Horse Owner Survey Methodology

A balanced-start methodology starts with a sample representative of the demographic breakdown of the overall U.S. population and records the demographics of everyone who responded to the screener question to understand the demographic profile of the people in the target population. Balancing the sample on those people who start the survey rather than those who complete it effectively allows use of the population of people who completed the screener to identify a true incidence and profile.

The difference between a balanced-start methodology and the more commonly used method of balancing on completed interviews can be illustrated as follows. Imagine we are conducting a survey on a skincare item:

- Using a balanced-start methodology, we would send 50% male and 50% females into the study.
- The screener question may reveal that 20% of males use the product, and 80% of females use it. Therefore, the gender profile of completed interviews will be 20% male and 80% female.
- Compare this with a balanced-completes methodology where we may require 50% of the completes from males, 50% from females, or where we might "guess" people's usage and ask for 60% of the completed interviews from females and 40% from males.

The balanced-start survey was designed to determine incidence rates for horse ownership, participation in horse activities, and spectating at horse events. Using SurveyMonkey's targeting platform, we received 2,691 responses yielding 837 observations that had at least one spectator, participant, or owner in the household. These three categories combined represent what could be termed "horse enthusiasts."

The AHC Association Survey yielded 21,341 started responses of which 10,086 were completed. A completion is defined as someone who answered all required questions and clicked "Done" at the end of the survey. However, incomplete responses were utilized for questions that were answered. This survey was intended to characterize the population of association members and horse ownership in greater detail. The sample frame consisted of the membership lists of the participating associations with notification of eligibility largely by email for an internet-based survey. The membership lists were not sampled, but rather the full membership was invited to respond to the survey.

The constituent associations were responsible for notifying their members of the survey and promoting response. We expected and observed different response rates due to the heterogeneous dissemination methods of the survey instrument amongst the numerous organizations. For this reason, and because email lists were not available to remove duplicates and identify simultaneous membership among multiple associations, we asked respondents to self-identify their membership in the relevant organizations as part of the survey. We used this data point in tandem with the associations' membership tallies to correct for nonresponse among and between the various associations.

Of the completed surveys, 8,782 confirmed their membership in at least one equine association. While we could use the incomplete and non-member responses to inform our inquiries during analysis, without knowledge of the population that they described from

association membership tallies, we could not use them for the purposes of extrapolating to the population of equine association members. Further we would not be able to calculate appropriate nonresponse weights to produce estimates and make inferences with these observations.

Customized surveys were also distributed to competition organizers and other industry suppliers, equine-assisted services operations (EAS), and equine academic programs. The AHC survey distributed to event organizers yielded responses representing 2,551 events, which were scaled up to the known and estimated universe of events totaling 7,920, resulting in a salary and compensation estimate of \$68.4 million dollars. The EAS survey included usable observations from 146 or nearly 10% of U.S. operations reporting \$19.5 million in employee compensation, 769 employees, and 1,524 horses. Total employment compensation at 813 certified operations and approximately 780 non-certified facilities is estimated at \$185.7 million, supporting a workforce of 7,355 service-related employees. We received valid responses from 66 of 179 academic institutions, resulting in an estimate of 1,253 total employees (not including horse care).



THANK YOU AND ACKNOWLEDGEMENT

The National Economic Impact Study was commission by the American Horse Council Foundation with major support from:

- American Quarter Horse Association
- The Jockey Club
- National Thoroughbred Racing Association
- US Trotting Association
- United States Equestrian Federation
- National Reining Horse Association
- Kentucky Thoroughbred Association/ KY Thoroughbred Owners & Breeders
- US Polo Association
- National Horsemen's Benevolent & Protective Association
- Thoroughbred Owners Breeders Association
- USA Equestrian Trust
- American Paint Horse Association
- US Hunter Jumper Association
- American Association of Equine Practitioners
- Pinto Horse Association
- NA Equine Ranching Information Council
- Thoroughbred Racing Association
- Certified Horsemanship Association
- Back Country Horsemen of America
- PATH International
- Equine Land Conservation Resource

Corporate Partners:

- Zoetis
- Cargill
- Land Of Lakes/ Purina
- Trafalgar Square Books
- Texas A&M University



MARYLAND HORSE BREEDERS ASSOCIATION

Since 1929



MARYLAND
HORSE
COUNCIL



RMC

Rural Maryland Council

Sunday Hunting Gonzales Survey - June 2018.pdf

Uploaded by: Jane Seigler

Position: UNF

June 2018
updated
February 2019

Gonzales Maryland Survey



Gonzales Research
& Media Services

Gonzales Poll

Table of Contents

| | |
|--|----|
| Background and Methodology | 2 |
| Results Overview | 3 |
| Appendix A: Data Tables | 9 |
| QUESTION #1 Test To Get Hunting License | |
| QUESTION #2 Sunday Hunting – Favor/Oppose | |
| QUESTION #3 Sunday Hunting - Awareness | |
| QUESTION #4 Sunday Hunting – Alter Plans | |
| QUESTION #5 Safety Zone Reduction | |
| Maryland General Election Poll Sample Demographics | 19 |

Background and Methodology

Patrick E. Gonzales graduated magna cum laude from the University of Baltimore with a degree in political science.

His career began in the mid 1980s as an analyst with Mason-Dixon Opinion Research. Mr. Gonzales helped develop, craft and implement election surveys and exit polls for Baltimore's WMAR-TV Channel 2.

Patrick Gonzales has polled and analyzed well over a thousand elections in Maryland and across the country since that time. His polling in the 2014 Maryland gubernatorial election foreshadowed Larry Hogan's victory on Election Day.

During an interview at WBAL 1090 AM radio in Baltimore, Maryland on October 27, 2016, Mr. Gonzales was one of the very few pollsters in the nation to state publicly that Donald Trump would win the 2016 presidential election.

This poll was conducted by ***Gonzales Research & Media Services*** from June 4th through June 10th, 2018. A total of 800 registered voters in Maryland, who indicated that they are likely to vote in the November 2018 general election, were queried by live telephone interviews, utilizing both landline and cell phone numbers. A cross-section of interviews was conducted throughout the state, reflecting general election voting patterns.

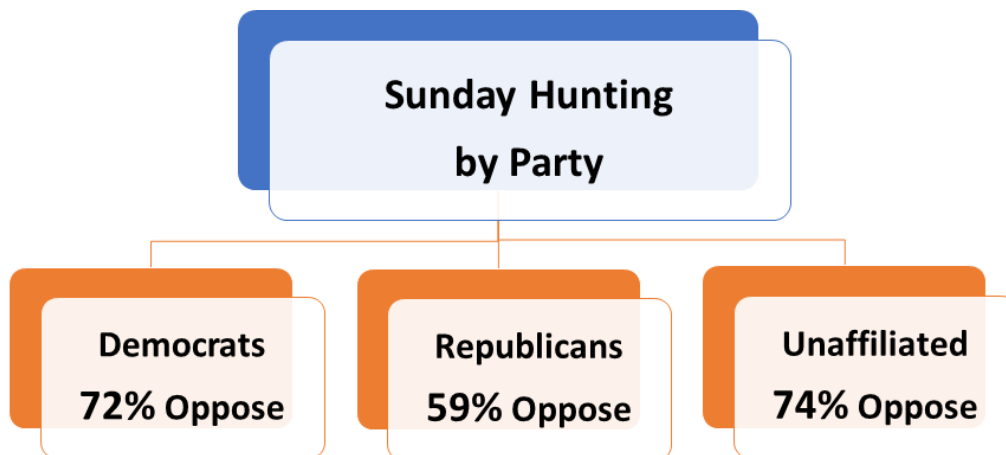
The margin of error (MOE), per accepted statistical standards, is a range of plus or minus 3.5 percentage points. If the entire population was surveyed, there is a 95% probability that the true numbers would fall within this range.

Results Overview

Among Maryland voters, 79% favor requiring hunters to pass a basic skill test to prove they can safely shoot a bullet or arrow before being given a hunting license in Maryland (59% “strongly favor” and 20% “somewhat favor”), while 13% oppose a basic skill test (5% “strongly oppose” and 8% “somewhat oppose”), and 8% offer no opinion. Strong support for a basic skill test spans all demographic groups.

All hunters in Maryland can currently hunt six days a week, from September through January. Some want to change the law to add Sunday hunting, while others say six days a week is enough. When we asked voters statewide, 22% favor legislation that would add Sunday hunting (14% “strongly favor” and 8% “somewhat favor”), while 69% oppose adding Sunday hunting (54% “strongly oppose” and 15% “somewhat oppose”), with 9% not responding.

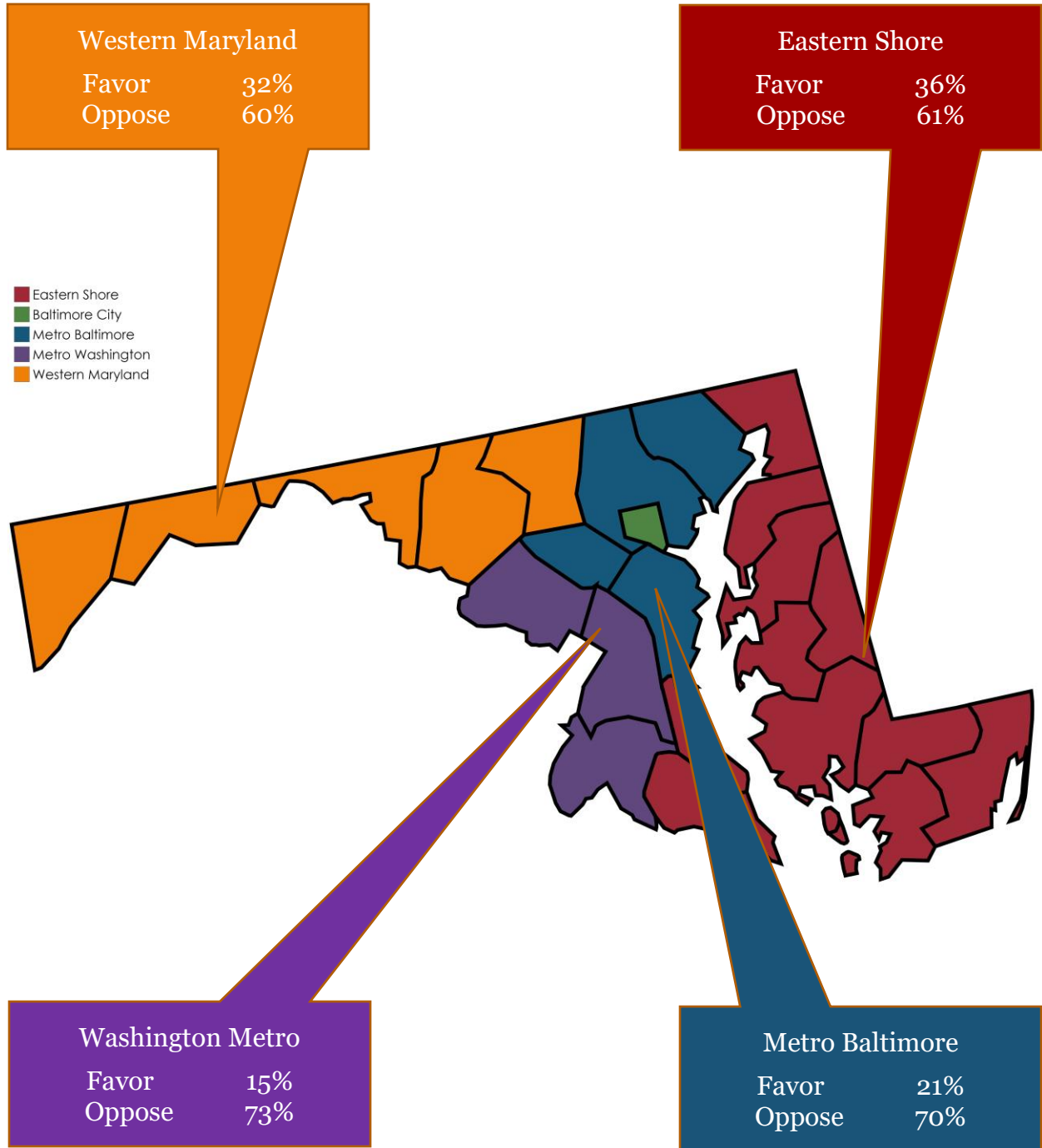
Men and women, young and old, Democrats, Republicans, and independents, all oppose vigorously adding Sunday hunting.



Eleven percent of Marylanders are aware that in counties where Sunday hunting was added, the Department of Natural Resources’ own data failed to prove the addition of Sunday Hunting significantly increased the total amount of deer killed, 72% are not aware of the DNR data, and 17% gave no response.

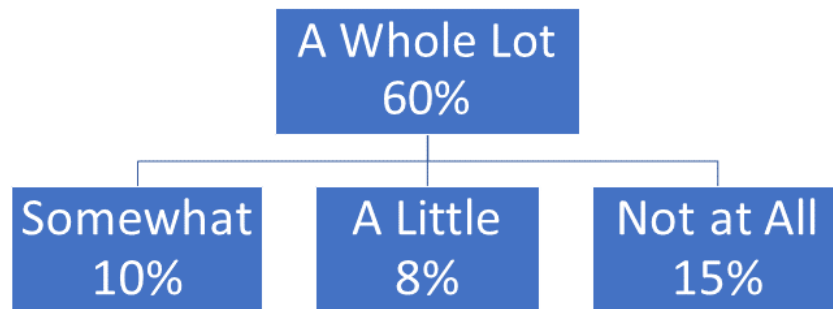
Maps

Sunday Hunting



Adding a seventh day of hunting would cause Marylanders across the state to alter their Sunday recreational plans considerably: 60% say Sunday hunting would make them change their plans to participate in recreational activities on that day “a whole lot,” 10% say it would change their plans “somewhat,” 8% “a little,” and 15% “not at all.”

Sunday Hunting – Impact on Recreational Plans



Currently, most counties in Maryland have a one hundred and fifty yards safety zone, which prohibits hunting within one hundred and fifty yards of an occupied structure, such as your home.

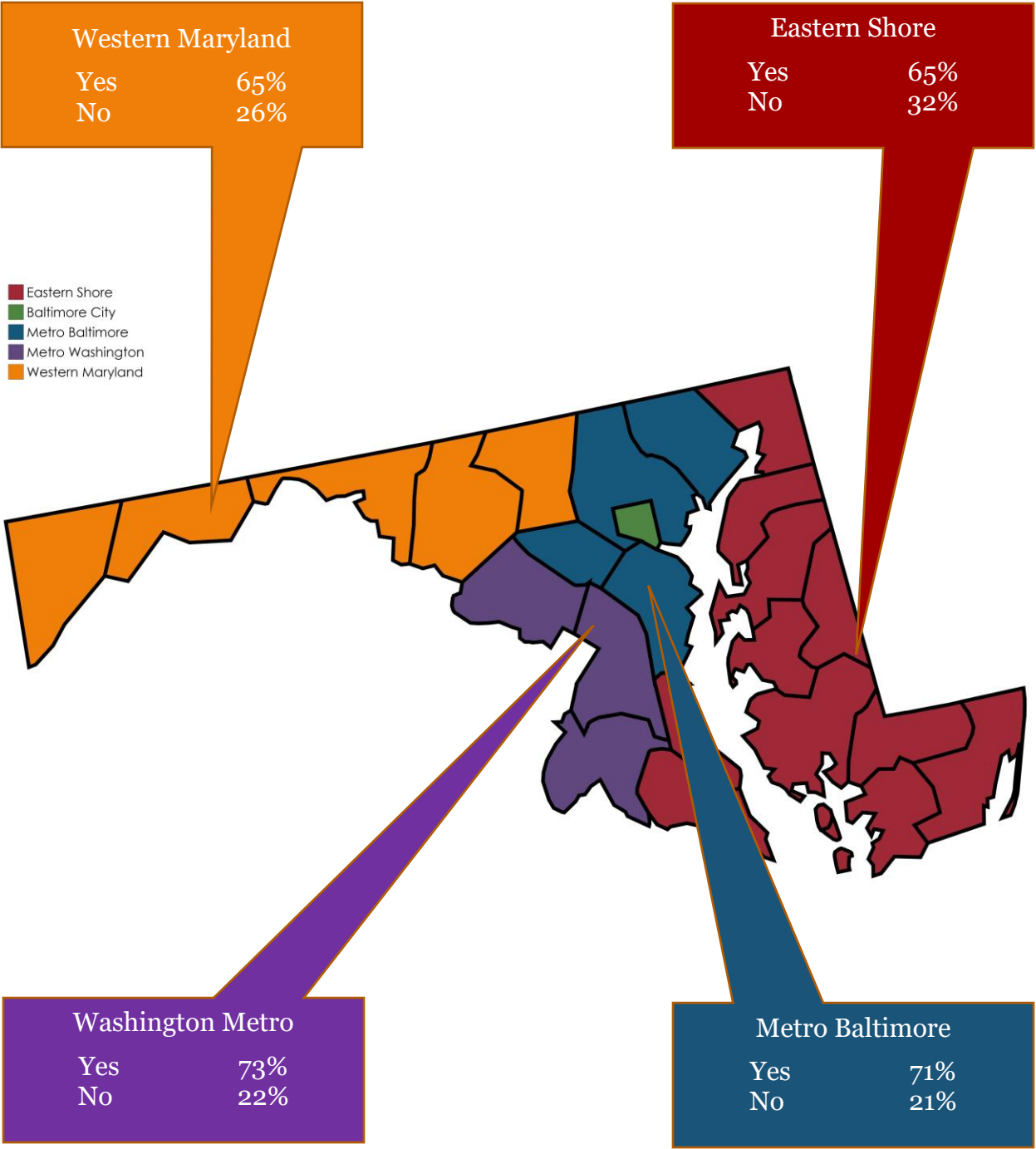
Twelve percent of voters favor legislation that would reduce the safety zone distance to 50 yards of an occupied structure (6% “strongly favor” and 6% “somewhat favor”), while 84% oppose legislation that would reduce the safety zone distance (74% “strongly oppose” and 10% “somewhat oppose”), with only 3% not sure.

Eighty-four percent of men and 85% of women oppose legislation that would reduce the safety zone distance to fifty yards of an occupied structure.

Eighty-five percent of Democrats, 83% of Republicans, and 85% of voters unaffiliated with either party oppose legislation that would reduce the safety zone distance to fifty yards of an occupied structure.

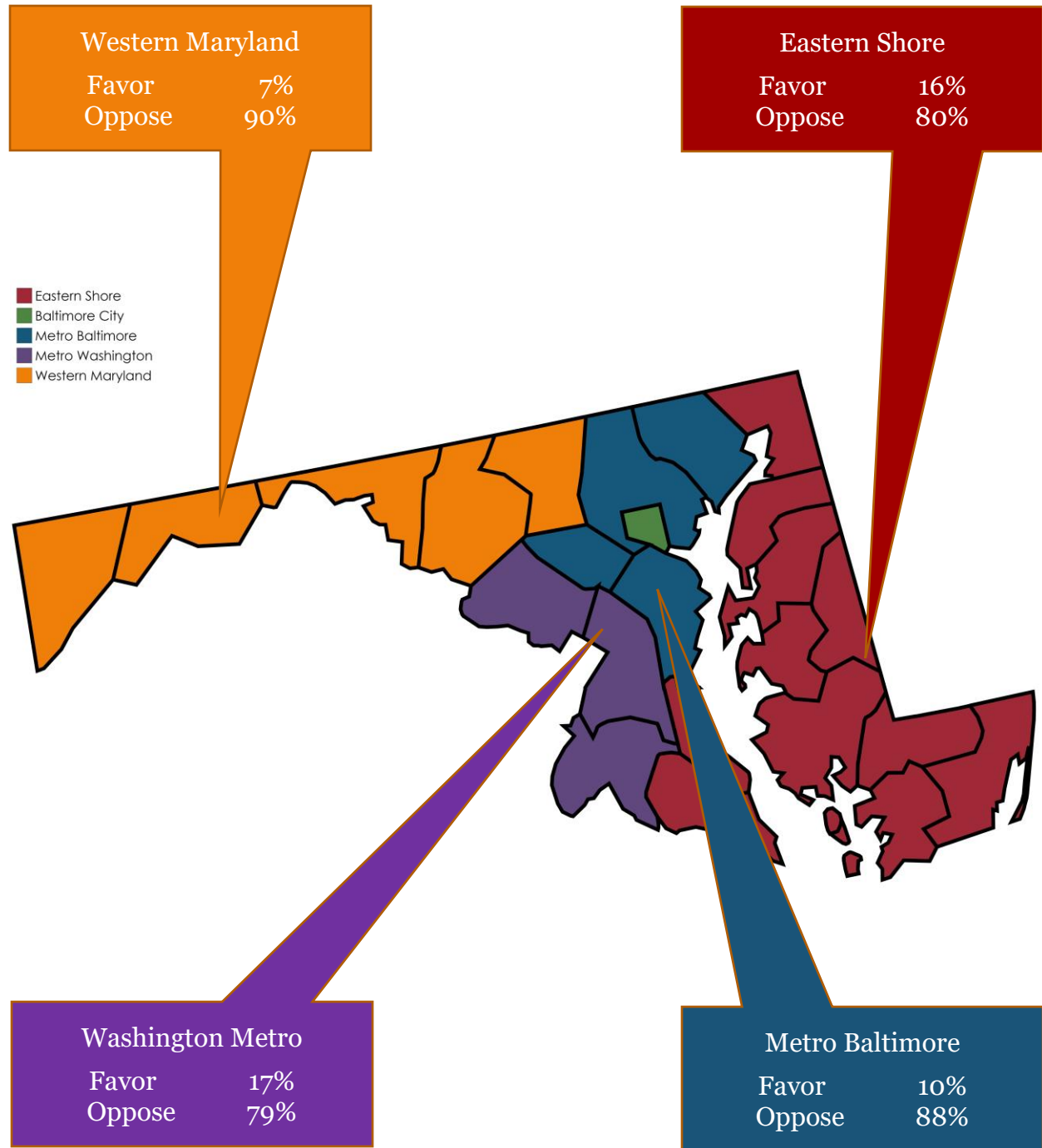
Maps

Sunday Hunting – Alter Recreational Plans

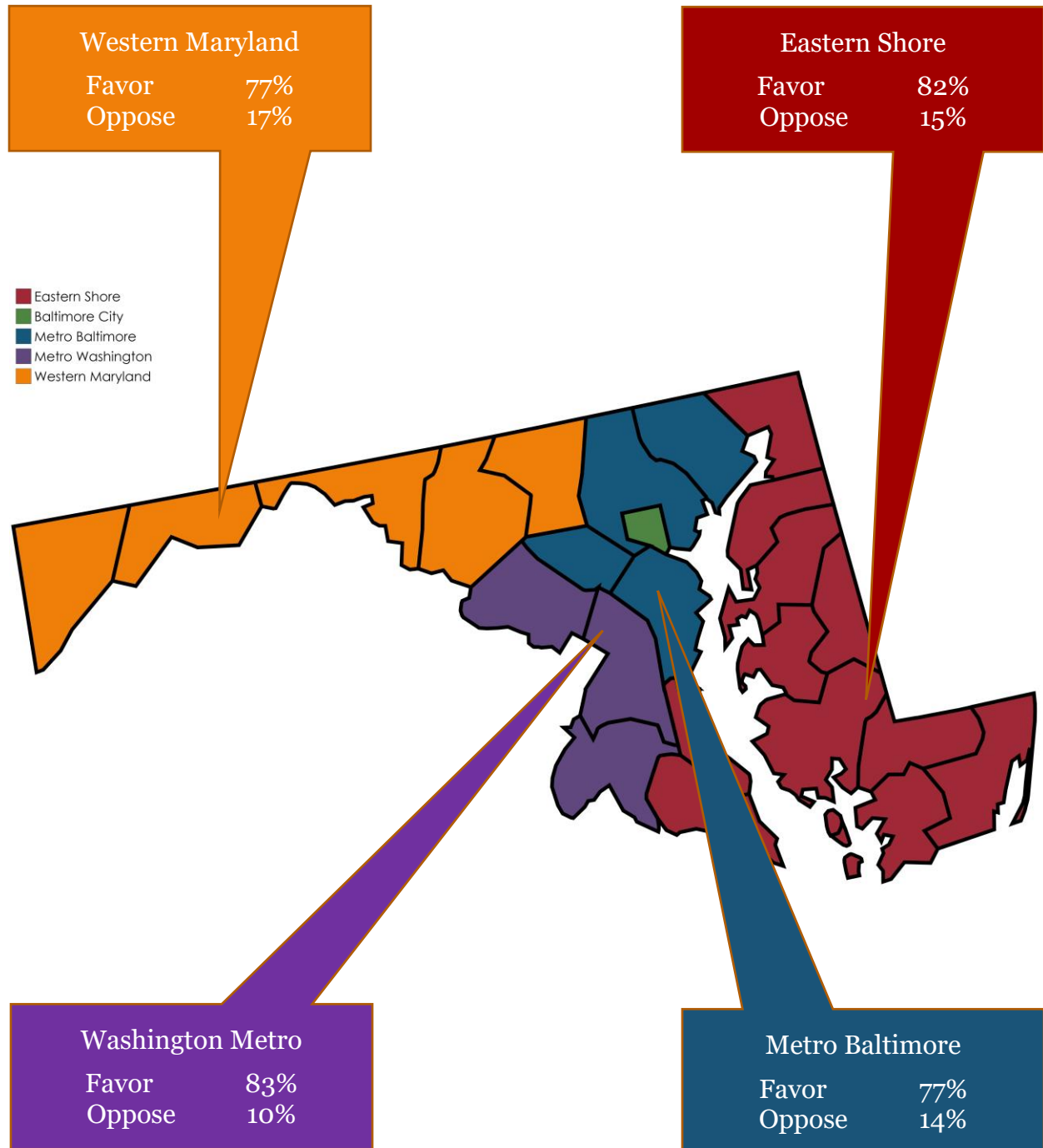


Maps

Legislation to Reduce Safety Zone Distance



Requiring Basic Skill Test



Appendix A: Data Tables

QUESTION #1 Test To Get Hunting License *Do you favor or oppose requiring hunters to pass a basic skill test to prove they can safely shoot a bullet or arrow before being given a hunting license in Maryland?*

| <u>BASIC SKILL TEST</u> | <u>Number</u> | <u>Percent</u> |
|-------------------------|---------------|----------------|
| Favor | 635 | 79.4 % |
| Oppose | 104 | 13.0 % |
| No answer | 61 | 7.6 % |
| Total | 800 | 100.0 % |

Is that strongly or somewhat favor/oppose requiring hunters to pass a basic skill test to prove they can safely shoot a bullet or arrow before being given a hunting license in Maryland?

| <u>BASIC SKILL TEST</u> | <u>Number</u> | <u>Percent</u> |
|-------------------------|---------------|----------------|
| Strongly Favor | 471 | 58.9 % |
| Somewhat Favor | 164 | 20.5 % |
| Somewhat Oppose | 61 | 7.6 % |
| Strongly Oppose | 43 | 5.4 % |
| No answer | 61 | 7.6 % |
| Total | 800 | 100.0 % |

N=800

| <u>BASIC SKILL TEST</u> | | | | |
|-------------------------|-----------------------|------------------------|------------------------|------------------|
| <u>Strongly Favor</u> | <u>Somewhat Favor</u> | <u>Somewhat Oppose</u> | <u>Strongly Oppose</u> | <u>No answer</u> |

PARTY

| | | | | | |
|--------------|--------------|-------------|-------------|------------|-------------|
| Democrat | 264 58.8% | 95 21.2% | 24 5.3% | 19 4.2% | 47 10.5% |
| Republican | 137 60.6% | 48 21.2% | 14 6.2% | 18 8.0% | 9 4.0% |
| Unaffiliated | 70 56.0% | 21 16.8% | 23 18.4% | 6 4.8% | 5 4.0% |

N=800

| <u>BASIC SKILL TEST</u> | | | | |
|-------------------------|-----------------------|------------------------|------------------------|------------------|
| <u>Strongly Favor</u> | <u>Somewhat Favor</u> | <u>Somewhat Oppose</u> | <u>Strongly Oppose</u> | <u>No answer</u> |

GENDER

| | | | | | |
|--------|--------------|-------------|------------|------------|------------|
| Male | 213 57.0% | 81 21.7% | 30 8.0% | 27 7.2% | 23 6.1% |
| Female | 258 60.6% | 83 19.5% | 31 7.3% | 16 3.8% | 38 8.9% |

N=800

BASIC SKILL TEST

| Strongly Favor | Somewhat Favor | Somewhat Oppose | Strongly Oppose | No answer |
|----------------|----------------|-----------------|-----------------|-----------|
|----------------|----------------|-----------------|-----------------|-----------|

RACE

| | | | | | |
|------------------|--------------|--------------|------------|------------|------------|
| White | 316 59.3% | 112 21.0% | 41 7.7% | 31 5.8% | 33 6.2% |
| African-American | 128 58.7% | 42 19.3% | 17 7.8% | 10 4.6% | 21 9.6% |
| Other | 27 55.1% | 10 20.4% | 3 6.1% | 2 4.1% | 7 14.3% |

N=800

BASIC SKILL TEST

| Strongly Favor | Somewhat Favor | Somewhat Oppose | Strongly Oppose | No answer |
|----------------|----------------|-----------------|-----------------|-----------|
|----------------|----------------|-----------------|-----------------|-----------|

AGE GROUP

| | | | | | |
|------------|--------------|-------------|------------|------------|-------------|
| Millennial | 102 62.6% | 31 19.0% | 14 8.6% | 8 4.9% | 8 4.9% |
| Xennial | 65 53.3% | 27 22.1% | 11 9.0% | 5 4.1% | 14 11.5% |
| Gen X | 88 56.1% | 38 24.2% | 9 5.7% | 12 7.6% | 10 6.4% |
| Gen Jones | 104 59.8% | 34 19.5% | 12 6.9% | 9 5.2% | 15 8.6% |
| Boomer | 112 60.9% | 34 18.5% | 15 8.2% | 9 4.9% | 14 7.6% |

N=800

BASIC SKILL TEST

| Strongly Favor | Somewhat Favor | Somewhat Oppose | Strongly Oppose | No answer |
|----------------|----------------|-----------------|-----------------|-----------|
|----------------|----------------|-----------------|-----------------|-----------|

REGION

| | | | | | |
|------------------|--------------|-------------|-------------|------------|------------|
| Baltimore Metro | 197 57.1% | 68 19.7% | 30 8.7% | 19 5.5% | 31 9.0% |
| Washington Metro | 169 62.6% | 54 20.0% | 11 4.1% | 15 5.6% | 21 7.8% |
| Rural Maryland | 105 56.8% | 42 22.7% | 20 10.8% | 9 4.9% | 9 4.9% |

QUESTION #2 Sunday Hunting – Favor/Oppose *All hunters in Maryland can currently hunt 6 days a week, from September through January. Some want to change the law to add Sunday hunting STATEWIDE, while others say 6 days a week is enough and they just want one day without weapons in their neighborhoods and parks. Do you favor or oppose legislation that would add Sunday hunting, giving hunters 7 days a week?*

| SUNDAY HUNTING | Number | Percent |
|----------------|--------|---------|
| Favor | 175 | 21.9 % |
| Oppose | 551 | 68.9 % |
| No answer | 74 | 9.3 % |
| Total | 800 | 100.0 % |

Is that strongly or somewhat favor/oppose?

| SUNDAY HUNTING | Number | Percent |
|-----------------|--------|---------|
| Strongly Favor | 108 | 13.5 % |
| Somewhat Favor | 67 | 8.4 % |
| Somewhat Oppose | 123 | 15.4 % |
| Strongly Oppose | 428 | 53.5 % |
| No answer | 74 | 9.3 % |
| Total | 800 | 100.0 % |

N=800

| SUNDAY HUNTING | | | | |
|----------------|----------------|-----------------|-----------------|-----------|
| Strongly Favor | Somewhat Favor | Somewhat Oppose | Strongly Oppose | No answer |

PARTY

| | | | | | |
|--------------|-------------|------------|-------------|--------------|-------------|
| Democrat | 41 9.1% | 38 8.5% | 68 15.1% | 257 57.2% | 45 10.0% |
| Republican | 58 25.7% | 19 8.4% | 27 11.9% | 107 47.3% | 15 6.6% |
| Unaffiliated | 9 7.2% | 10 8.0% | 28 22.4% | 64 51.2% | 14 11.2% |

N=800

| SUNDAY HUNTING | | | | |
|----------------|----------------|-----------------|-----------------|-----------|
| Strongly Favor | Somewhat Favor | Somewhat Oppose | Strongly Oppose | No answer |

GENDER

| | | | | | |
|--------|-------------|------------|-------------|--------------|-------------|
| Male | 78 20.9% | 30 8.0% | 53 14.2% | 184 49.2% | 29 7.8% |
| Female | 30 7.0% | 37 8.7% | 70 16.4% | 244 57.3% | 45 10.6% |

N=800

SUNDAY HUNTING

| Strongly Favor | Somewhat Favor | Somewhat Oppose | Strongly Oppose | No answer |
|----------------|----------------|-----------------|-----------------|-----------|
|----------------|----------------|-----------------|-----------------|-----------|

RACE

| | | | | | |
|------------------|-------------|------------|-------------|--------------|-------------|
| White | 86 16.1% | 47 8.8% | 77 14.4% | 277 52.0% | 46 8.6% |
| African-American | 17 7.8% | 17 7.8% | 37 17.0% | 122 56.0% | 25 11.5% |
| Other | 5 10.2% | 3 6.1% | 9 18.4% | 29 59.2% | 3 6.1% |

N=800

SUNDAY HUNTING

| Strongly Favor | Somewhat Favor | Somewhat Oppose | Strongly Oppose | No answer |
|----------------|----------------|-----------------|-----------------|-----------|
|----------------|----------------|-----------------|-----------------|-----------|

AGE GROUP

| | | | | | |
|------------|-------------|-------------|-------------|--------------|-------------|
| Millennial | 20 12.3% | 7 4.3% | 29 17.8% | 93 57.1% | 14 8.6% |
| Xennial | 11 9.0% | 11 9.0% | 22 18.0% | 68 55.7% | 10 8.2% |
| Gen X | 23 14.6% | 10 6.4% | 24 15.3% | 80 51.0% | 20 12.7% |
| Gen Jones | 37 21.3% | 19 10.9% | 25 14.4% | 77 44.3% | 16 9.2% |
| Boomer | 17 9.2% | 20 10.9% | 23 12.5% | 110 59.8% | 14 7.6% |

N=800

SUNDAY HUNTING

| Strongly Favor | Somewhat Favor | Somewhat Oppose | Strongly Oppose | No answer |
|----------------|----------------|-----------------|-----------------|-----------|
|----------------|----------------|-----------------|-----------------|-----------|

REGION

| | | | | | |
|------------------|-------------|-------------|-------------|--------------|-------------|
| Baltimore Metro | 39 11.3% | 32 9.3% | 57 16.5% | 186 53.9% | 31 9.0% |
| Washington Metro | 25 9.3% | 16 5.9% | 41 15.2% | 155 57.4% | 33 12.2% |
| Rural Maryland | 44 23.8% | 19 10.3% | 25 13.5% | 87 47.0% | 10 5.4% |

QUESTION #3 Sunday Hunting - Awareness *Are you aware, or not aware, that in counties where Sunday Hunting was added, the Department of Natural Resources' own data failed to prove the addition of Sunday Hunting significantly increased the total amount of deer killed?*

| <u>DNR DATA</u> | <u>Number</u> | <u>Percent</u> |
|-----------------|---------------|----------------|
| Aware | 87 | 10.9 % |
| Not Aware | 580 | 72.5 % |
| No answer | 133 | 16.6 % |
| Total | 800 | 100.0 % |

N=800

DNR DATA

| <u>Aware</u> | <u>Not Aware</u> | <u>No answer</u> |
|--------------|------------------|------------------|
|--------------|------------------|------------------|

PARTY

| | | | |
|--------------|-------------|--------------|-------------|
| Democrat | 41 9.1% | 334 74.4% | 74 16.5% |
| Republican | 37 16.4% | 153 67.7% | 36 15.9% |
| Unaffiliated | 9 7.2% | 93 74.4% | 23 18.4% |

N=800

DNR DATA

| <u>Aware</u> | <u>Not Aware</u> | <u>No answer</u> |
|--------------|------------------|------------------|
|--------------|------------------|------------------|

GENDER

| | | | |
|--------|-------------|--------------|-------------|
| Male | 48 12.8% | 262 70.1% | 64 17.1% |
| Female | 39 9.2% | 318 74.6% | 69 16.2% |

| N=800 | DNR DATA | | |
|------------------|-------------|--------------|-------------|
| | Aware | Not Aware | No answer |
| <u>RACE</u> | | | |
| White | 58 10.9% | 382 71.7% | 93 17.4% |
| African-American | 25 11.5% | 162 74.3% | 31 14.2% |
| Other | 4 8.2% | 36 73.5% | 9 18.4% |

| N=800 | DNR DATA | | |
|------------------|-------------|--------------|-------------|
| | Aware | Not Aware | No answer |
| <u>AGE GROUP</u> | | | |
| Millennial | 17 10.4% | 116 71.2% | 30 18.4% |
| Xennial | 12 9.8% | 92 75.4% | 18 14.8% |
| Gen X | 18 11.5% | 115 73.2% | 24 15.3% |
| Gen Jones | 24 13.8% | 128 73.6% | 22 12.6% |
| Boomer | 16 8.7% | 129 70.1% | 39 21.2% |

| N=800 | DNR DATA | | |
|------------------|-------------|--------------|-------------|
| | Aware | Not Aware | No answer |
| <u>REGION</u> | | | |
| Baltimore Metro | 32 9.3% | 258 74.8% | 55 15.9% |
| Washington Metro | 25 9.3% | 204 75.6% | 41 15.2% |
| Rural Maryland | 30 16.2% | 118 63.8% | 37 20.0% |

QUESTION #4 Sunday Hunting – Alter Plans *If you were aware that a hunter with a crossbow or firearm could be in an area where you want to participate in recreational activities on a Sunday, would this cause you to alter your plans: a whole lot, somewhat, a little, or not at all?*

| <u>ALTER RECREATIONAL PLANS</u> | <u>Number</u> | <u>Percent</u> |
|---------------------------------|---------------|----------------|
| A Whole Lot | 482 | 60.3 % |
| Somewhat | 78 | 9.8 % |
| A Little | 63 | 7.9 % |
| Not At All | 122 | 15.3 % |
| No answer | 55 | 6.9 % |
| Total | 800 | 100.0 % |

N=800

ALTER RECREATIONAL PLANS

| <u>A Whole Lot</u> | <u>Somewhat</u> | <u>A Little</u> | <u>Not At All</u> | <u>No answer</u> |
|--------------------|-----------------|-----------------|-------------------|------------------|
|--------------------|-----------------|-----------------|-------------------|------------------|

PARTY

| | | | | | |
|--------------|--------------|-------------|-------------|-------------|------------|
| Democrat | 286 63.7% | 38 8.5% | 29 6.5% | 65 14.5% | 31 6.9% |
| Republican | 124 54.9% | 26 11.5% | 23 10.2% | 38 16.8% | 15 6.6% |
| Unaffiliated | 72 57.6% | 14 11.2% | 11 8.8% | 19 15.2% | 9 7.2% |

N=800

ALTER RECREATIONAL PLANS

| <u>A Whole Lot</u> | <u>Somewhat</u> | <u>A Little</u> | <u>Not At All</u> | <u>No answer</u> |
|--------------------|-----------------|-----------------|-------------------|------------------|
|--------------------|-----------------|-----------------|-------------------|------------------|

GENDER

| | | | | | |
|--------|--------------|-------------|------------|-------------|------------|
| Male | 211 56.4% | 40 10.7% | 37 9.9% | 62 16.6% | 24 6.4% |
| Female | 271 63.6% | 38 8.9% | 26 6.1% | 60 14.1% | 31 7.3% |

N=800

ALTER RECREATIONAL PLANS

| A Whole Lot | Somewhat | A Little | Not At All | No answer |
|-------------|----------|----------|------------|-----------|
|-------------|----------|----------|------------|-----------|

RACE

| | | | | | |
|------------------|--------------|------------|------------|-------------|------------|
| White | 315 59.1% | 51 9.6% | 53 9.9% | 79 14.8% | 35 6.6% |
| African-American | 135 61.9% | 21 9.6% | 9 4.1% | 35 16.1% | 18 8.3% |
| Other | 32 65.3% | 6 12.2% | 1 2.0% | 8 16.3% | 2 4.1% |

N=800

ALTER RECREATIONAL PLANS

| A Whole Lot | Somewhat | A Little | Not At All | No answer |
|-------------|----------|----------|------------|-----------|
|-------------|----------|----------|------------|-----------|

AGE GROUP

| | | | | | |
|------------|--------------|-------------|------------|-------------|------------|
| Millennial | 99 60.7% | 14 8.6% | 14 8.6% | 25 15.3% | 11 6.7% |
| Xennial | 72 59.0% | 11 9.0% | 8 6.6% | 26 21.3% | 5 4.1% |
| Gen X | 103 65.6% | 12 7.6% | 12 7.6% | 17 10.8% | 13 8.3% |
| Gen Jones | 96 55.2% | 19 10.9% | 17 9.8% | 27 15.5% | 15 8.6% |
| Boomer | 112 60.9% | 22 12.0% | 12 6.5% | 27 14.7% | 11 6.0% |

N=800

ALTER RECREATIONAL PLANS

| A Whole Lot | Somewhat | A Little | Not At All | No answer |
|-------------|----------|----------|------------|-----------|
|-------------|----------|----------|------------|-----------|

REGION

| | | | | | |
|------------------|--------------|-------------|-------------|-------------|------------|
| Baltimore Metro | 211 61.2% | 32 9.3% | 30 8.7% | 43 12.5% | 29 8.4% |
| Washington Metro | 176 65.2% | 21 7.8% | 13 4.8% | 46 17.0% | 14 5.2% |
| Rural Maryland | 95 51.4% | 25 13.5% | 20 10.8% | 33 17.8% | 12 6.5% |

QUESTION #5 Safety Zone Reduction *Currently, most counties in Maryland have a 150 yard safety zone, which prohibits hunting within 150 yards of an occupied structure, such as your home. Now that archery crossbows can shoot an arrow almost 150 yards in just one second, do you favor or oppose legislation that would reduce the safety zone distance to 50 yards of an occupied structure?*

| <u>REDUCE SAFETY ZONE</u> | <u>Number</u> | <u>Percent</u> |
|---------------------------|---------------|----------------|
| Favor | 100 | 12.5 % |
| Oppose | 673 | 84.1 % |
| No answer | 27 | 3.4 % |
| Total | 800 | 100.0 % |

Is that strongly or somewhat favor/oppose legislation that would reduce the safety zone distance to 50 yards of an occupied structure?

| <u>REDUCE SAFETY ZONE</u> | <u>Number</u> | <u>Percent</u> |
|---------------------------|---------------|----------------|
| Strongly Favor | 49 | 6.1 % |
| Somewhat Favor | 51 | 6.4 % |
| Somewhat Oppose | 77 | 9.6 % |
| Strongly Oppose | 596 | 74.5 % |
| No answer | 27 | 3.4 % |
| Total | 800 | 100.0 % |

N=800

| <u>REDUCE SAFETY ZONE</u> | | | | |
|---------------------------|-----------------------|------------------------|------------------------|------------------|
| <u>Strongly Favor</u> | <u>Somewhat Favor</u> | <u>Somewhat Oppose</u> | <u>Strongly Oppose</u> | <u>No answer</u> |

PARTY

| | | | | | |
|--------------|------------|------------|------------|--------------|------------|
| Democrat | 28 6.2% | 25 5.6% | 43 9.6% | 337 75.1% | 16 3.6% |
| Republican | 14 6.2% | 18 8.0% | 22 9.7% | 165 73.0% | 7 3.1% |
| Unaffiliated | 7 5.6% | 8 6.4% | 12 9.6% | 94 75.2% | 4 3.2% |

N=800

| <u>REDUCE SAFETY ZONE</u> | | | | |
|---------------------------|-----------------------|------------------------|------------------------|------------------|
| <u>Strongly Favor</u> | <u>Somewhat Favor</u> | <u>Somewhat Oppose</u> | <u>Strongly Oppose</u> | <u>No answer</u> |

GENDER

| | | | | | |
|--------|------------|------------|------------|--------------|------------|
| Male | 20 5.3% | 27 7.2% | 35 9.4% | 279 74.6% | 13 3.5% |
| Female | 29 6.8% | 24 5.6% | 42 9.9% | 317 74.4% | 14 3.3% |

N=800

| REDUCE SAFETY ZONE | | | | |
|--------------------|----------------|-----------------|-----------------|-----------|
| Strongly Favor | Somewhat Favor | Somewhat Oppose | Strongly Oppose | No answer |

RACE

| | | | | | |
|------------------|------------|------------|-------------|--------------|------------|
| White | 27 5.1% | 33 6.2% | 47 8.8% | 409 76.7% | 17 3.2% |
| African-American | 18 8.3% | 17 7.8% | 23 10.6% | 152 69.7% | 8 3.7% |
| Other | 4 8.2% | 1 2.0% | 7 14.3% | 35 71.4% | 2 4.1% |

N=800

| REDUCE SAFETY ZONE | | | | |
|--------------------|----------------|-----------------|-----------------|-----------|
| Strongly Favor | Somewhat Favor | Somewhat Oppose | Strongly Oppose | No answer |

AGE GROUP

| | | | | | |
|------------|------------|------------|-------------|--------------|-----------|
| Millennial | 6 3.7% | 6 3.7% | 15 9.2% | 129 79.1% | 7 4.3% |
| Xennial | 7 5.7% | 9 7.4% | 7 5.7% | 98 80.3% | 1 0.8% |
| Gen X | 11 7.0% | 11 7.0% | 13 8.3% | 114 72.6% | 8 5.1% |
| Gen Jones | 14 8.0% | 10 5.7% | 18 10.3% | 129 74.1% | 3 1.7% |
| Boomer | 11 6.0% | 15 8.2% | 24 13.0% | 126 68.5% | 8 4.3% |

N=800

| REDUCE SAFETY ZONE | | | | |
|--------------------|----------------|-----------------|-----------------|-----------|
| Strongly Favor | Somewhat Favor | Somewhat Oppose | Strongly Oppose | No answer |

REGION

| | | | | | |
|------------------|-------------|------------|-------------|--------------|------------|
| Baltimore Metro | 12 3.5% | 21 6.1% | 33 9.6% | 269 78.0% | 10 2.9% |
| Washington Metro | 28 10.4% | 18 6.7% | 23 8.5% | 191 70.7% | 10 3.7% |
| Rural Maryland | 9 4.9% | 12 6.5% | 21 11.4% | 136 73.5% | 7 3.8% |

Maryland General Election Poll Sample Demographics

| <u>PARTY</u> | <u>Number</u> | <u>Percent</u> |
|--------------|---------------|----------------|
| Democrat | 449 | 56.1 % |
| Republican | 226 | 28.3 % |
| Unaffiliated | 125 | 15.6 % |
| Total | 800 | 100.0 % |

| <u>GENDER</u> | <u>Number</u> | <u>Percent</u> |
|---------------|---------------|----------------|
| Male | 374 | 46.8 % |
| Female | 426 | 53.3 % |
| Total | 800 | 100.0 % |

| <u>AGE GROUP</u> | <u>Number</u> | <u>Percent</u> |
|---------------------------------|---------------|----------------|
| Millennial (18 to 34 years old) | 163 | 20.4 % |
| Xennial (35 to 44 years old) | 122 | 15.3 % |
| Gen X (45 to 54 years old) | 157 | 19.6 % |
| Gen Jones (55 to 64 years old) | 174 | 21.8 % |
| Boomer (65 and older) | 184 | 23.0 % |
| Total | 800 | 100.0 % |

| <u>RACE</u> | <u>Number</u> | <u>Percent</u> |
|------------------|---------------|----------------|
| White | 533 | 66.6 % |
| African-American | 218 | 27.3 % |
| Other | 49 | 6.1 % |
| Total | 800 | 100.0 % |

| <u>REGION</u> | <u>Number</u> | <u>Percent</u> |
|------------------|---------------|----------------|
| Baltimore Metro | 345 | 43.1 % |
| Washington Metro | 270 | 33.8 % |
| Rural Maryland | 185 | 23.1 % |
| Total | 800 | 100.0 % |

| <u>RURAL MARYLAND</u> | <u>Number</u> | <u>Percent</u> |
|-----------------------|---------------|----------------|
| Eastern Shore | 89 | 48.1 % |
| Western Maryland | 96 | 51.9 % |
| Total | 185 | 100.0 % |

testimony - Wicomico 10:30 rollback.pages.pdf

Uploaded by: Jane Seigler

Position: UNF



MARYLAND
HORSE
COUNCIL

P.O. Box 606 | Lisbon, Maryland 21797
www.mdhorsecouncil.org

One Common Bond: The Horse
One Common Voice: The Horse Council

In the House Environment & Transportation Committee, February 28, 2025

Testimony of the Maryland Horse Council on HB 654

Wicomico County - Sunday Hunting Time Restrictions - Repeal - UNFAVORABLE

The Maryland Horse Council (MHC) is a membership-based trade association that represents the state-wide horse industry in Maryland. Our members include horse farms; horse related businesses; equestrian competitors; trainers; individual enthusiasts; equine-assisted therapy programs; and breed, interest, and discipline associations. We represent over 700,000 Marylanders who make their living with horses, or who just own or love them.

- **A majority of Marylanders oppose Sunday hunting.** An independent statewide poll conducted by **Gonzales Research and Media Services in 2018 found that 68.9% of respondents oppose Sunday hunting,, and over 53% strongly oppose..** A copy of that poll has been filed with this testimony. Even the Department of Natural Resources' (DNR) own 2018 commissioned survey found that a majority of the general population does not favor Sunday hunting and does not want to see it expanded.¹
- **This bill would allow all day Sunday hunting on every Sunday of the year in Wicomico County on private and public land.**
- **This bill would abrogate a hard won compromise between hunters and other users of the outdoors that has been accepted by numerous counties, to put to bed the decades-long debate about Sunday hunting, and would allow all day Sunday hunting on both public and private land in Wicomico County virtually year-round. This bill upends a compromise solution that many hoped would bring this issue, which has consumed much of this Committee's time for many years, to a final closure that gave everyone a little bit of what they wanted.** It seeks to to strip recreational users of their only right to quiet and safe enjoyment of the outdoors on one - partial - day of the week.
- **This bill would infringe on the rights of the general public to enjoy outdoor recreation, the importance of which has been acknowledged by the establishment of the Office of**

¹ https://dnr.maryland.gov/wildlife/Documents/2018_DeerPublicOpinionSurvey.pdf

Outdoor Recreation within DNR, and the passage of the Great Maryland Outdoors Act in 2022. 78% of the Gonzales poll respondents said they would alter their recreational plans to avoid hunters. In a Maryland Horse Council 2016 poll, 85% of respondents said they changed their schedules or riding locations to avoid encountering hunters.

- **Since the advent of the pandemic, widespread use of outdoor recreation and natural resources by the general public has increased.** For example, attendance at Maryland State Parks in 2020 increased 45% over 2019, which was also a record year.² Demand has remained strong. **Many of these new users are unfamiliar with the rules of hunting and hunting seasons, including the distinctions between private and public lands. Now is not the time to increase general public exposure to possible hunting risks, or to further deter the public from outdoor recreation. We have separately submitted with this testimony a report of hunting incidents from 2007 - 2023, compiled from DNR's own data.**
- **The Maryland horse industry represents \$2.9 billion in economic impact; 28,000 jobs; \$1.1 billion in total wages; \$1.7 billion in total contribution to GDP.** There are almost 100,000 horses in Maryland (more per square mile than any state in the Union), and over 700,000 horse enthusiasts. (See MD Econ Impact Report attached.) There are horses in every county in the state. The majority of Maryland riders do at least some trail riding.³

The Maryland Horse Council (MHC) is a membership-based, umbrella trade association of the entire horse industry in Maryland. Our membership includes breed, interest and discipline associations, plus horse farms and stables, horse-related businesses, and horse owners representing all facets of the Maryland equestrian community, from the owners of race horses and race tracks, to the owners of international level competition horses, local sport horses, trail horses or just beloved retired companion horses. Our membership also includes vets, tack stores, and other farms, businesses and enthusiasts throughout the state. As such, we stand for over 700,000 Marylanders. Every Maryland county, without exception, is home to hundreds to thousands of horses. There are more horse per square mile in Maryland than in any state in the Union.

The horse industry in Maryland is a large, engaged and thriving constituency, and a strong economic engine: 28,000 direct equine related jobs; 16,000 properties occupying over 705,000 acres (almost 10% of Maryland's total land area, and over 25% of Maryland's agricultural land) The industry represents \$2.9 billion in annual economic impact. Horse industry participants spend \$1 billion dollars annually (compare that to the \$264 million annual figure for hunters often cited in Fiscal & Policy Notes). Thus, legislative actions that affect the equine industry have a broad economic effect.

² <https://news.maryland.gov/dnr/2021/02/04/lt-governor-boyd-k-rutherford-maryland-department-of-natural-resources-announce-45-percent-increase-in-maryland-state-parks-attendance-in-2020/>

³ <http://equiery.com/trail-riding-tops-reader-survey/>

POSITION

The Horse Council opposes HB 654.

BACKGROUND

For over 20 years, the Maryland Horse Council has worked to ensure fair use of shared natural resources during hunting seasons, by seeking to preserve Sundays as the one day of the week when children and adults who are hikers, birdwatchers, dog walkers, trail riders, cross-country skiers, and other outdoor enthusiasts could enjoy the outdoors without concern for adverse interactions with hunters. Almost 20 years ago, we helped defeat a number of statewide Sunday hunting bills. Proponents of Sunday hunting then changed tactics, seeking to introduce Sunday hunting on a county-by-county basis, which we also opposed vigorously. Sometimes they were successful; sometimes not. When they were successful, they succeeded in making an already complicated situation more complicated, making it more difficult for others to plan their outings, and for Natural Resources Police to effectively crack down on poachers and irresponsible hunters, which has caused even more negative encounters between irresponsible hunters and other users.⁴

The Maryland Horse Council has proposed **reasonable compromises** that would still allow fair use of shared natural resources, by **cutting off Sunday hunting, where allowed, at 10:30 am**. This compromise still gives hunters, trail riders and others plenty of Sunday access to opportunities. This compromise has been embraced by legislators, who have praised the Horse Council for this reasonable approach, and it **has been adopted in some form by Calvert, Caroline, Charles, Dorchester, Queen Anne's, Somerset, Montgomery, Kent, Talbot, Worcester, and Wicomico Counties**. Now we are facing a bill that would allow all day Sunday hunting in Wicomico County, on public as well as private land, for all species and all seasons - essentially year round. According to the Maryland hunting season calendar, <https://dnr.maryland.gov/wildlife/Documents/Maryland-Hunting-Seasons-Calendar-2024-2025.pdf>, there is an open season for at least one species from mid-August through late May. Coyote and groundhog are literally year-round. This bill does nothing to improve the situation for Natural Resources Police and continues to infringe on the rights of other users of our shared natural resources in Maryland.

The issue of recreational Sunday hunting is certainly a fraught one. In the November 2018 independent Gonzales statewide poll, the vast majority of respondents opposed Sunday hunting:

SUNDAY HUNTING Oppose 68.9%; Favor 21.9%

Breakdown:

Strongly Favor 13.5%

Somewhat Favor 8.4%

Somewhat Oppose 15.4%

⁴ In a 2016 Maryland Horse Council survey, 35% of respondents reported "adverse incidents" with hunters while trail riding, ranging from rudeness to deliberate attempts to spook horses, threatening with firearms, and firing of "warning" shots. Significant percentages of DNR's survey respondents also reported problems when encountering hunters.

Strongly Oppose 53.5%

These majorities opposed to Sunday hunting are true in Baltimore Metro, Washington Metro AND Rural areas. Rural Maryland opposed Sunday hunting 60.5% vs 34.1% in favor. Even DNR's own commissioned survey found that a majority of the general population does not favor Sunday hunting and does not want to see it expanded. (See footnote 1.) This bill directly contravenes that clear public opinion.

It is important to make clear that the Horse Council is not opposed to hunting. Many of our members are hunters of deer, other game mammals and game birds. We just want to ensure that everyone has a safe option for enjoyment of the outdoors. **The COVID pandemic has dramatically increased the level of outdoor activity and use of natural resources. Many of these new users are unfamiliar with the rules of hunting and hunting seasons, are unaware that they may encounter hunters in the woods, and may not be aware of the boundaries between public and private lands, which are often not well marked.** Now is not the time to roll the dice and increase the chances of potential adverse interactions between hunters and members of the public who are relatively new to the outdoors. We have separately submitted with this testimony a nine page report, culled from DNR's own data, of hunting accidents (excluding falls from tree stands and hunter self-inflicted wounds).

It is also sometimes argued that recreational hunters need Sundays because they have other things to do on Saturdays - a situation that plainly applies to most of Maryland's families who use outdoor resources, be they hunters, birdwatchers, dog walkers, mountain bikers, off-road vehicle enthusiasts and trail riders. So why should one group get special consideration? Where is the balancing of the public good, the equitable access? In the Horse Council's statewide survey on Sunday hunting, 68% of respondents ride on trails on public or private land one or more days a week. And, perhaps most significantly, 85% said they changed their schedules or riding locations to avoid encountering hunters. The number of licensed hunters in Maryland (resident and non-resident) is less than 2% of the state's population. Compare that with the 24% who reported making frequent or occasional trips specifically to view and experience wildlife in their native habitat for photography or other non-hunting purposes. (See footnote 1.)

Another important factor to consider in the balancing of the public good is the fact that, unlike many other states, Maryland's hunting seasons are very long. Part of the basis for these long seasons is that Maryland lacked Sunday hunting for most of its history. When Sunday hunting was introduced, there was not a corresponding shortening of the hunting seasons, so now there are both long seasons and increasing Sunday hunting opportunities.

CONCLUSION

We urge the Committee to give HB 654 an unfavorable report.

Respectfully submitted,

THE MARYLAND HORSE COUNCIL

(844) MDHORSE (844-634-6773)

info@mdhorsecouncil.org

testimony HB 654 Wicomico.pdf

Uploaded by: Joyce Bell

Position: UNF

February 26, 2025

HB 6544 – Year-Round hunting, including Sundays, in Wicomico County
Position: OPPOSED

Dear Representative Korman and members of the House Environment and Transportation Committee:

This bill will infringe on the ability of a great portion of the non-hunting public to enjoy the outdoors. Over the last 20 years, hunters have lobbied to increase the number of days on which they can hunt, and now they want to hunt every single day of the year. This bill would lift the 10:30 am cutoff for hunters which was put in place on the few Sundays that had until then remained hunting-free.

Many horse owners do not have horse trailers and must rely on a network of private trails that traverse their farms on which to ride. Others may have trailers but need a place to ride, and public areas that can accommodate horses are rare. Whether on private land or in a park, Sunday is the only day to be certain that there isn't a hunter on the other side of a property's borderline. Riding is a family activity. We often have children on ponies and teenagers riding who may not have the control and judgement that can be expected of an adult.

Wicomico's population increased 4.9% between 2010 and 2020. Hunting accidents and confrontations are bound to increase due to pressure on access to finite public and private outdoor spaces, and especially since these areas are increasing intertwined.

Wicomico Demonstration Forest, located between Salisbury and Ocean City, is one of the diminishing number of places that horseback riders can enjoy a "real" trail ride, that is, more than a few miles in length. There are at least 7 licensed boarding stables in the Salisbury vicinity as well as other horse owners who keep their horses at private farms. Although I live in Talbot County, I enjoy riding in Wicomico, as have my friends who live in other counties.

Doctors in 34 states are praising the health benefits of being outside in nature, even handing out "green prescriptions". Outdoor activities should be encouraged! Unfortunately, some people are uncomfortable recreating outdoors when they hear gunshots and hear about hunting accidents.

According to the 2016 US Fish and Wildlife Census, Wildlife Watchers (photographers, bird watchers, hikers, bikers) make up 83% of the population. Comparing expenditures, this report puts Wildlife Watchers as the biggest spenders -- 75.9 billion, followed by fishermen who spend 46.1 billion, and followed by hunters who spend the least, 26.2 billion. Why should we cater to hunters who add the least to our bottom line, and only make up 3% of Maryland's population?

Sincerely,
Joyce Bell
wbell2@washcoll.edu

HB0654.pdf

Uploaded by: Leslie Passano

Position: UNF

February 25, 2025

Re HB0654 - Sunday Hunting - Repeal of Time Restrictions

To Whom It May Concern,

I am a landowner and an outdoor enthusiasts and Oppose HB654. Enjoying the great outdoors in all the Maryland Eastern Shore counties is easy reach for me and others to enjoy. Sunday after 10:30AM can outdoor enthusiasts sharing it with their families, friends and pet - safely.

- **Com•pro•mise: each side making concessions.**

Being surrounded by farms with many acres of woods where deer hunting takes place, our family is aware of risks and always relax on Sundays when being out of doors. We support deer hunting on our property and neighbors as well as other hunting. However, knowing that Sundays in our county is free from all hunters, gives us peace of mind.

- **Hunters' Time in the Woods.**

Imagine you are a deer hunter who's waited all month to hunt in a blind early one morning. The conditions you want is a very quiet environment so that the deer are not spooked. Now imaging unsuspecting joggers, chatty walkers, bicycles bouncing along, talking trail riders with possible bells to scare the deer from spooking the horses) going by the unseen hunter.

Needless to say, any hunter would be frustrated with the situation. Hunters would rather have a dedicated time slot where they can trust that folks aren't overlapping in the shared or nearby natural resources.

- **Outdoor Citizens in the Woods.**

The Joggers, walkers, cyclists, riders and birdwatchers want the security of knowing they are not interfering with another activity that would scare them or put them in harms way.

This bill that is being presented probably doesn't speak for the population that do not hunt and therefore don't know that their hunter-free Sundays are at risk of evaporating. We landowners and riders are mostly aware as we've seen the erosion of a "weapon-free zone".

- **Sharing Resources**

Let's be honest, this is about how to share our natural resources with guns/weapons with other citizens who do not carry weapons. Weapons will always intimidate non-weapon citizens. Weapons need a safety zone around them that's realistic. Non-hunting citizens need one day/week were there isn't an overlap with hunters. Hunters

now have 6.3 days/week to carry weapons around unknowing outdoors men, women and families.

- **Safely Zones:**

Point a weapon in any direction, imagine the circle and you have a range of 50-200 yards around the hunter where they can swing their aim.

50 yards might be the current safety zone, but I know first hand that isn't enough even with a shot gun. Our duck hunters were raining their shot gun pellets on our house and we are 100 yards away.

Technology is always improving these weapons for a clean kill. Cross Bows are getting up to 70 yards (bestcrossbows.com), rifles bullets on average will travel 500 yards (nrafamily.org) and muzzleloaders anywhere between 50-200 yards (deeranddeerhunting.com).

- **Road kill**

- Deer being struck by vehicles mostly happens during rutting season (November and October) when there already exists 14 days for rifle hunting in November (www.iii.org/). The bucks are chasing the does day and night to mate and many are crossing roads and highways.

- **Crop Damage.**

Farmers can take a crop damage permit for year round hunting, seven days a week.

- **Com•pro•mise: each side making concessions.**

This HB654 is trying to undo a compromise that already exists from hunters and non-hunters. Keep part of Sundays weapon-free!

Thank you for considering my point of view.

Regards,
-Leslie Passano
3030 Crosiadore Lane
Trappe, MD. 21673
Talbot County