

2022 Discrepancies in SWAT Team and No-Knock Warrant Data Reporting

In 2021, Maryland enacted the “Maryland Police Accountability Act of 2021- Search Warrants and Inspection of Records Relating to Police Misconduct (Anton’s Law).” The law requires that all SWAT team activities and execution of search warrants (including no-knock search warrants) be reported to the Governor’s Office of Crime Prevention, Youth, and Victim Services for analysis and summary. The reports must then be published on the website.

SWAT Team and No Knock Search Warrant

Chapters 542 and 543 of 2009 (Senate Bill 447/House Bill 1267) required law enforcement agencies that maintain a SWAT team to report specific activation and deployment information to the Governor’s Office of Crime Prevention, Youth, and Victim Services by January 15 and July 15 of each year. It also required the Governor’s Office of Crime Prevention, Youth, and Victim Services to submit a report of the analyses and summaries of the reports of law enforcement agencies to the Governor, the General Assembly, and each law enforcement agency by September 1 of each year. The collection and submission of SWAT data began on July 1, 2009, and ended on June 30, 2014, due to the bill’s termination date of June 30, 2014.

Chapter 59 of 2021 (House Bill 670) restored the data collection and reporting of SWAT team activities in which law enforcement agencies must biannually submit information to the Governor’s Office of Crime Prevention, Youth, and Victim Services by January 15 and July 15 of each year.

Chapter 62 of 2021 (Senate Bill 178) made various modifications to provisions relating to search warrants, including “no-knock” search warrants, and requires law enforcement agencies to annually report specified data to the Governor’s Office of Crime Prevention, Youth, and Victim Services by January 15 of each year.

Chapters 59 and 62 of 2021 (House Bill 670/Senate Bill 178) also requires the Governor’s Office of Crime Prevention, Youth, and Victim Services to analyze and summarize the reports of law enforcement agencies and, by September 1 of each year, submit the information in a report to the Governor, the General Assembly, and each law enforcement agency and publish the report on its website.

The Maryland Police Accountability Act of 2021 was intended to enhance transparency and accountability in law enforcement. However, the law’s purpose cannot be fulfilled without dependable and consistent data reporting.

The following represents discrepancies in the reporting of SWAT Team deployments and the execution of no-knock warrants in Maryland during 2022. All information was gathered directly from the Governor’s Office of Crime Prevention and Policy website and the Montgomery County, Maryland government website. The images on pages 3, 4, and 5 are screenshots taken from the ‘2022 Report on SWAT Team Deployment and No-Knock Search Warrants,’ published on October 12, 2023. The image on page 6 is from a report on the ‘Implementation of the 2020 Use of Force and No-Knock Warrant Law’ in Montgomery County, Maryland, published on September 17, 2024. The images on page 7 are screenshots from the SWAT Team Deployments Dashboard taken on December 14, 2024.

The discrepancies in data were brought to the attention of the Governor’s Office on December 14, 2024, and were acknowledged on Dec 17, 2024. The images on page 8 are screenshots from the SWAT Team Deployments Dashboard taken on February 15, 2025.

2022 Maryland SWAT Team Deployment Reports by County Totals:

| County | Table 1 Report | Map 1 Report | Data Dashboard (Dec. 14) | Data Dashboard (Feb. 15) |
|------------------|----------------|--------------|--------------------------|--------------------------|
| Allegany | 4 | 4 | 2 | 4 |
| Anne Arundel | 96 | 87 | 60 | 98 |
| Baltimore County | 94 | 104 | 89 | 89 |
| Baltimore City | 65 | 71 | | 68 |
| Calvert | | | | |
| Caroline | | 1 | | |
| Carroll | | | | |
| Cecil | | | | |
| Charles | 52 | 49 | 23 | 52 |
| Dorchester | 1 | 1 | 4 | 4 |
| Frederick | 23 | 25 | 11 | 23 |
| Garrett | | | | |
| Harford | 33 | 33 | 2 | 36 |
| Howard | 119 | 96 | 36 | 77 |
| Kent | | | | |
| Montgomery | 8 | 9 | 1 | 5 |
| Prince George's | 8 | 13 | 1 | 131 |
| Queen Anne's | | | | |
| Somerset | | | | |
| St. Mary's | | 3 | | |
| Talbot | 8 | 7 | 8 | 8 |
| Washington | | | | |
| Wicomico | 3 | 3 | 19 | 34 |
| Worcester | | | | |
| Totals | =514 | =506 | =256 | =629 |

*For ease of use, the numbers found in the report relating to SWAT team deployment will be circled in **red**

2022 Maryland No-Knock Warrant Totals:

| Search Warrants Executed Statement (p. 5) | Chart 1 Report (p. 5) | Map 2 Report (p. 5) | Data Dashboard as of Dec. 14 (p. 7) | Data Dashboard as of Feb. 15 (p. 8) |
|---|-----------------------|---------------------|-------------------------------------|-------------------------------------|
| =293 | =72 | =72 | =39 | =84 |

*For ease of use, the numbers found in the report relating to No-Knock Warrant totals will be circled in **green**

2022 Montgomery County, MD No-Knock Warrant Totals:

| Map 2 Report (p. 5) | Implementation of the 2020 Use of Force and No-Knock Warrant Law (Report from the Office of Legislative Oversight for MCPD) (p. 6) | Data Dashboard as of Dec. 14 (p. 7) | Data Dashboard as of Feb. 15 (p. 8) |
|---------------------|--|-------------------------------------|-------------------------------------|
| =2 | =15 | =0 | =0 |

*For ease of use, the numbers found in the report relating to Montgomery County No-Knock Warrant totals will be circled in **purple**

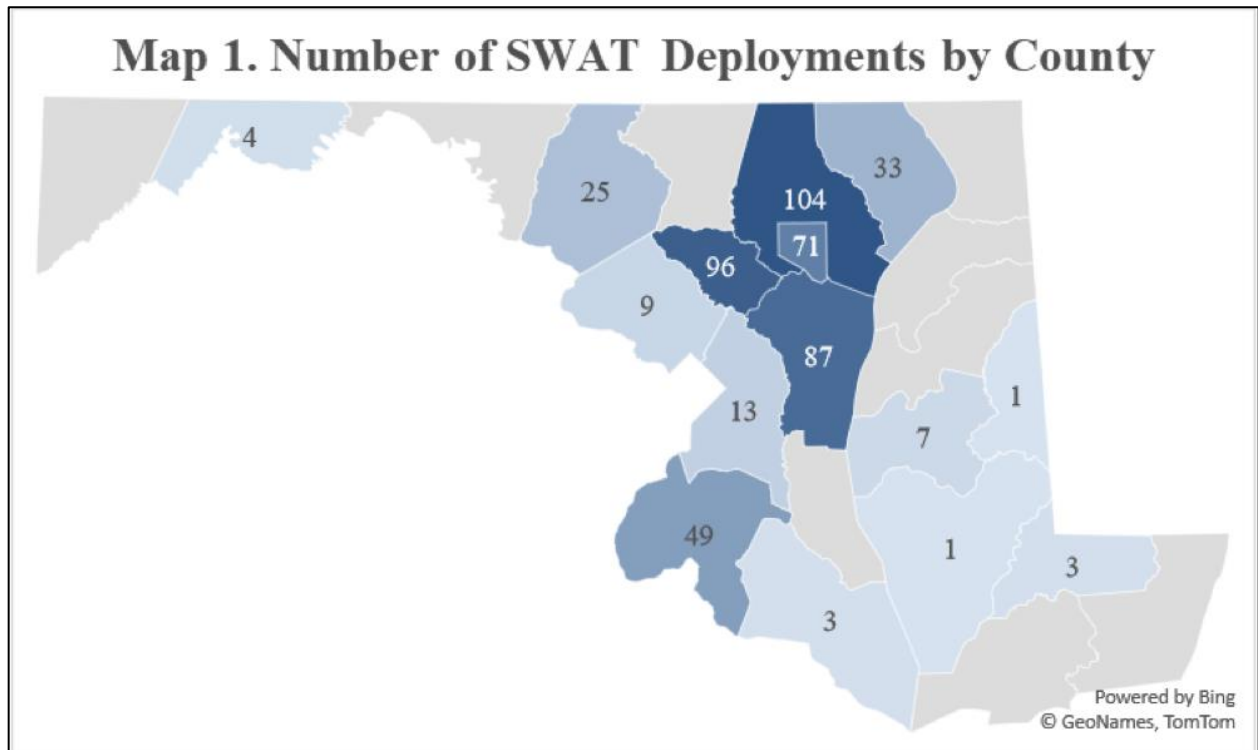
SWAT Team Deployment and No-Knock Search Warrants (Taken directly from the ‘2022 Report on SWAT Team Deployment and No-Knock Search Warrants,’ published on October 12, 2023.)

Activations and Deployments:

| Table 1. SWAT Deployments by Law Enforcement Agency | | |
|--|------------------|----------------|
| Agency | Frequency | Percent |
| Aberdeen Police Department | 0 | 0.0% |
| Allegany County Sheriff's Office | 1 | 0.2% |
| Annapolis Police Department | 1 | 0.2% |
| Anne Arundel County Police Department | 95 | 18.5% |
| Baltimore County Police Department | 94 | 18.3% |
| Baltimore Police Department | 65 | 12.6% |
| Calvert County Sheriff's Office | 0 | 0.0% |
| Cambridge Police Department | 1 | 0.2% |
| Carroll County Sheriff's Office | 0 | 0.0% |
| Charles County Police Department | 52 | 10.1% |
| Combined County Criminal Investigations Unit* | 1 | 0.2% |
| Cumberland Police Department | 2 | 0.4% |
| Dorchester County Sheriff's Office | 0 | 0.0% |
| Easton Police Department | 8 | 1.6% |
| Elkton Police Department | 0 | 0.0% |
| Frederick Police Department | 23 | 4.5% |
| Frederick County Sheriff's Office | 0 | 0.0% |
| Gaithersburg Police Department | 8 | 1.6% |
| Garrett County Sheriff's Office | 0 | 0.0% |
| Greenbelt Police Department | 0 | 0.0% |
| Hagerstown Police Department | 0 | 0.0% |
| Harford County Sheriff's Office | 33 | 6.4% |
| Howard County Police Department | 119 | 23.2% |
| Kent County Sheriff's Office | 0 | 0.0% |
| Maryland Natural Resources Police | 0 | 0.0% |
| Maryland State Police | 0 | 0.0% |
| Maryland Transit Police Force | 0 | 0.0% |
| Montgomery County Police Department | 0 | 0.0% |
| Montgomery County Sheriff's Office | 0 | 0.0% |
| Ocean City Police Department | 0 | 0.0% |
| Prince George's County Police Department | 7 | 1.4% |
| Prince George's County Sheriff's Office | 0 | 0.0% |
| Queen Anne's County Sheriff's Office | 0 | 0.0% |
| Salisbury Police Department | 3 | 0.6% |
| Somerset County Sheriff's Office | 0 | 0.0% |
| St. Mary's County Sheriff's Office | 0 | 0.0% |
| Takoma Park Police Department | 0 | 0.0% |
| University of Maryland Police Department | 1 | 0.2% |
| Washington County Sheriff's Office | 0 | 0.0% |
| Wicomico County Sheriff's Office | 0 | 0.0% |
| Worcester County Sheriff's Office | 0 | 0.0% |
| Grand Total | 514 | 100% |

*The Combined County Criminal Investigations Unit is comprised of investigators from Cumberland Police Department, Maryland State Police, Allegany County Sheriff's Office, Frostburg Police Department, Frostburg State University Police, and the Allegany County State's Attorney's Office

Locations of Deployments and No-Knock Search Warrants: (Taken directly from the ‘2022 Report on SWAT Team Deployment and No-Knock Search Warrants,’ published on October 12, 2023.)



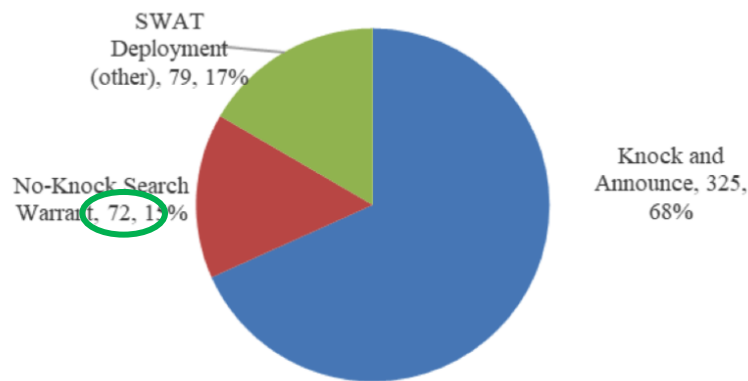
Allegany (4) + Frederick (25) + Montgomery (9) + Howard (96) + Baltimore County (104) + Baltimore City (71) + Harford (33) + Prince George's (13) + Anne Arundel (87) + Talbot (7) + Caroline (1) + Charles (49) + St. Mary's (3) + Dorchester (1) + Wicomico (3) = 506

No-Knock Search Warrants Executed: (Taken directly from the 2022 Report on SWAT Team Deployment and No-Knock Search Warrants published by the Governor's Office of Crime Prevention, Youth, and Victim Services, pages 5 - 7)

Search Warrants Executed

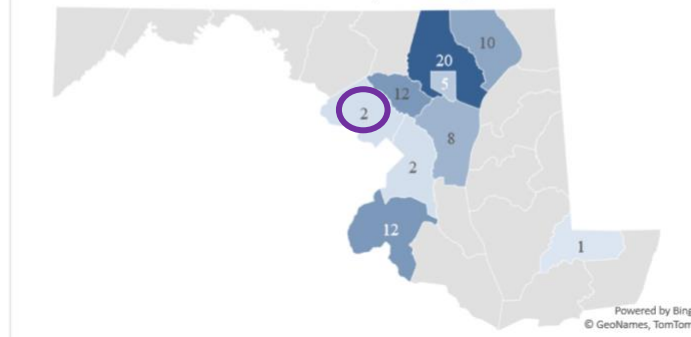
In 2022, SWAT teams were deployed 476 times to execute a search warrant. This represents over 92% of all SWAT deployments (n = 514). Of these search warrants, there were a total of 293 no-knock search warrants that were executed during the same period (as shown in **Chart 1**).

Chart 1. Search Warrants Where a SWAT Team Was Deployed



Approximately 70% (n = 62) of the executed no-knock search warrants were in Baltimore County (n = 20), followed by Howard County (n = 12) and Charles County (n = 12), and then Harford County (n = 10), and Anne Arundel County (n = 8) (as shown in **Map 2**). Note that 9 of the total reported no-knock search warrants did not involve a SWAT team.

Map 2. Number of Executed No-Knock Search Warrants by County

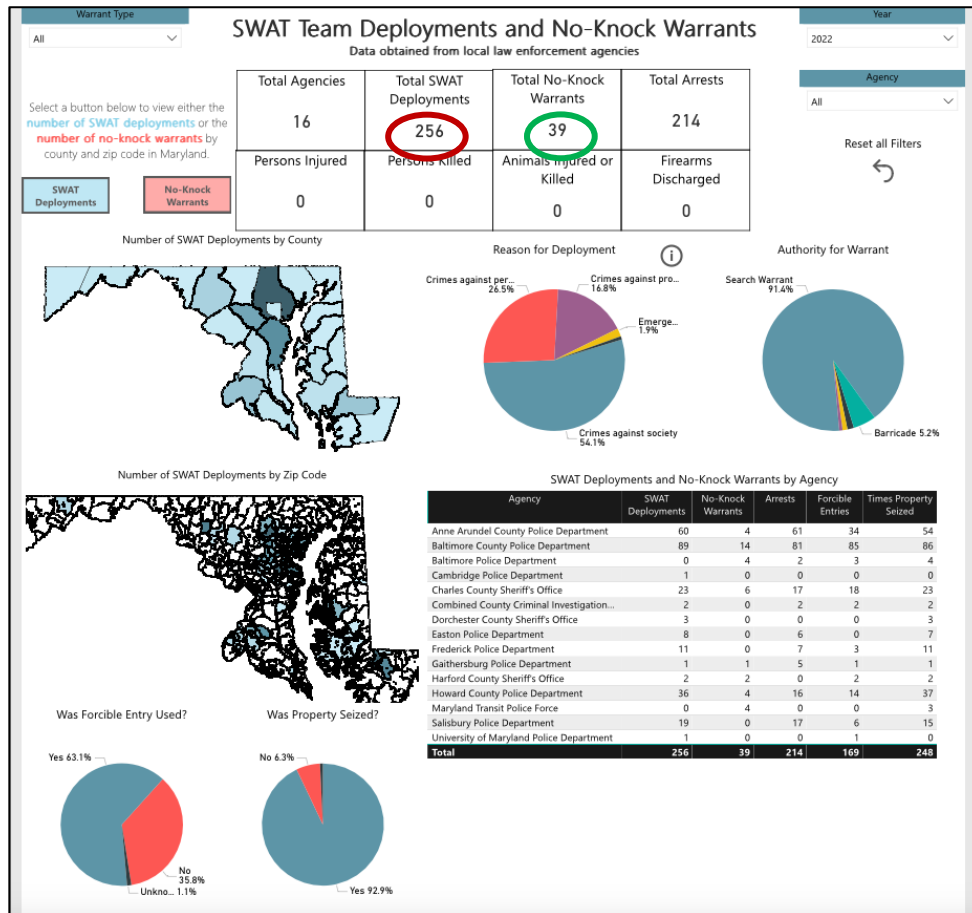


Baltimore County (20) + Baltimore City (5) + Harford (10) + Howard (12) + Montgomery (2) + Anne Arundel (8) + Prince George's (2) + Charles (12) + Wicomico (1) = 72

Implementation of the 2020 Use of Force and No-Knock Warrant Law – (Provided by the Office of Legislative Oversight for Montgomery County Police Department, September 2024, page 76)

| Total and No-Knock Warrants Served by MCPD 2014 – 2023 | | | |
|---|-----------------------|--------------------------|-------------------------|
| Calendar Year | Total Warrants | No-Knock Warrants | Percent No-Knock |
| 2014 | 164 | Not Available | -- |
| 2015 | 187 | Not Available | -- |
| 2016 | 200 | Not Available | -- |
| 2017 | 218 | 128 | 59% |
| 2018 | 208 | 115 | 55% |
| 2019 | 177 | 108 | 61% |
| 2020 | 91 | 57 | 63% |
| 2021 | 49 | 15 | 31% |
| 2022 | 71 | 15 | 21% |
| 2023 | 58 | 9 | 16% |

SWAT Team Deployments and No-Knock Warrants (Taken directly from the SWAT Team Deployments Dashboard on the Governor's Office of Crime Prevention and Policy website on December 14, 2024):

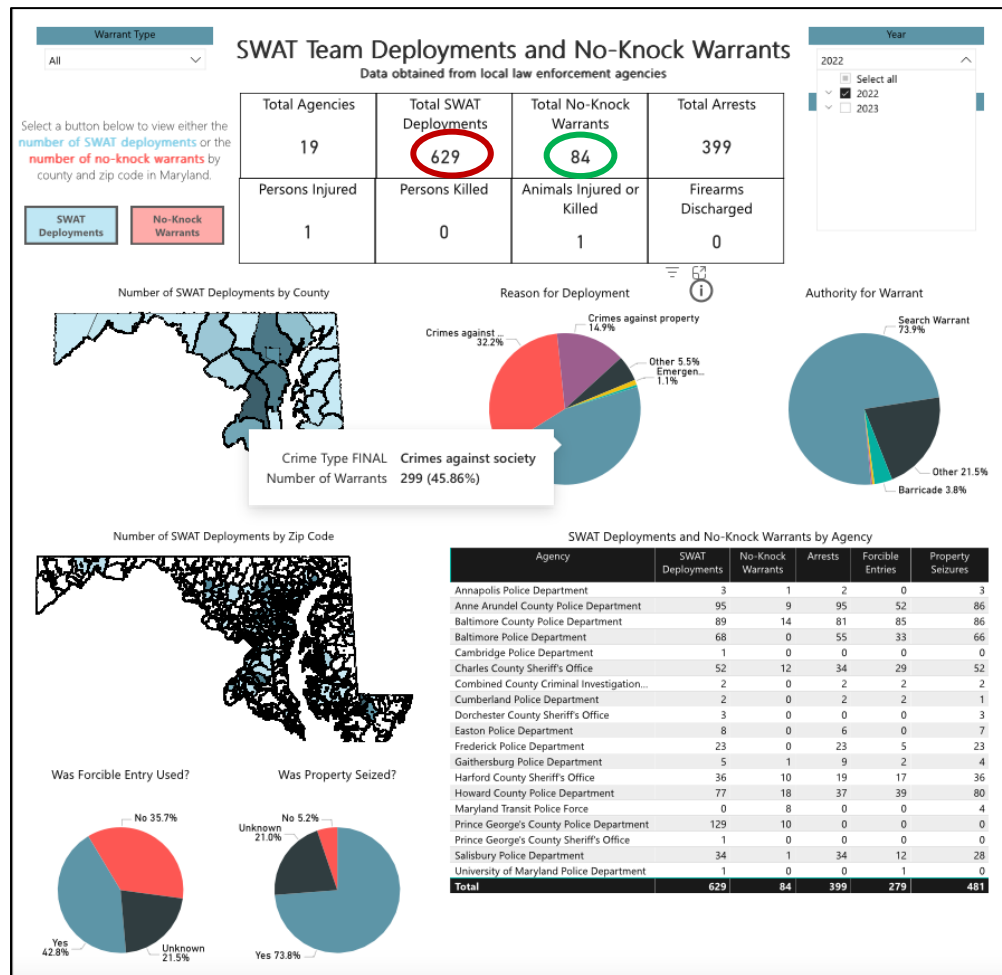


The following table is the same as the above, just blown up for legibility:

| Agency | SWAT Deployments | No-Knock Warrants | Arrests | Forcible Entries | Times Property Seized |
|---|------------------|-------------------|------------|------------------|-----------------------|
| Anne Arundel County Police Department | 60 | 4 | 61 | 34 | 54 |
| Baltimore County Police Department | 89 | 14 | 81 | 85 | 86 |
| Baltimore Police Department | 0 | 4 | 2 | 3 | 4 |
| Cambridge Police Department | 1 | 0 | 0 | 0 | 0 |
| Charles County Sheriff's Office | 23 | 6 | 17 | 18 | 23 |
| Combined County Criminal Investigation... | 2 | 0 | 2 | 2 | 2 |
| Dorchester County Sheriff's Office | 3 | 0 | 0 | 0 | 3 |
| Easton Police Department | 8 | 0 | 6 | 0 | 7 |
| Frederick Police Department | 11 | 0 | 7 | 3 | 11 |
| Gaithersburg Police Department | 1 | 1 | 5 | 1 | 1 |
| Harford County Sheriff's Office | 2 | 2 | 0 | 2 | 2 |
| Howard County Police Department | 36 | 4 | 16 | 14 | 37 |
| Maryland Transit Police Force | 0 | 4 | 0 | 0 | 3 |
| Salisbury Police Department | 19 | 0 | 17 | 6 | 15 |
| University of Maryland Police Department | 1 | 0 | 0 | 1 | 0 |
| Total | 256 | 39 | 214 | 169 | 248 |

*Note: Montgomery County Police Department No-Knock Warrants are not displayed anywhere on the data dashboard

SWAT Team Deployments and No-Knock Warrants (Taken directly from the SWAT Team Deployments Dashboard on the Governor's Office of Crime Prevention and Policy website on February 15, 2025):



The following table is the same as the above, just blown up for legibility:

| Agency | SWAT Deployments | No-Knock Warrants | Arrests | Forcible Entries | Property Seizures |
|---|------------------|-------------------|------------|------------------|-------------------|
| Annapolis Police Department | 3 | 1 | 2 | 0 | 3 |
| Anne Arundel County Police Department | 95 | 9 | 95 | 52 | 86 |
| Baltimore County Police Department | 89 | 14 | 81 | 85 | 86 |
| Baltimore Police Department | 68 | 0 | 55 | 33 | 66 |
| Cambridge Police Department | 1 | 0 | 0 | 0 | 0 |
| Charles County Sheriff's Office | 52 | 12 | 34 | 29 | 52 |
| Combined County Criminal Investigation... | 2 | 0 | 2 | 2 | 2 |
| Cumberland Police Department | 2 | 0 | 2 | 2 | 1 |
| Dorchester County Sheriff's Office | 3 | 0 | 0 | 0 | 3 |
| Easton Police Department | 8 | 0 | 6 | 0 | 7 |
| Frederick Police Department | 23 | 0 | 23 | 5 | 23 |
| Gaithersburg Police Department | 5 | 1 | 9 | 2 | 4 |
| Harford County Sheriff's Office | 36 | 10 | 19 | 17 | 36 |
| Howard County Police Department | 77 | 18 | 37 | 39 | 80 |
| Maryland Transit Police Force | 0 | 8 | 0 | 0 | 4 |
| Prince George's County Police Department | 129 | 10 | 0 | 0 | 0 |
| Prince George's County Sheriff's Office | 1 | 0 | 0 | 0 | 0 |
| Salisbury Police Department | 34 | 1 | 34 | 12 | 28 |
| University of Maryland Police Department | 1 | 0 | 0 | 1 | 0 |
| Total | 629 | 84 | 399 | 279 | 481 |

*Note: Montgomery County Police Department No-Knock Warrants are not displayed anywhere on the data dashboard