

**Public Safety and Administration Subcommittee**  
*Delegate Tony Bridges, Chair*  
*Delegate Julian Ivey, Vice Chair*

**Agenda**

January 26, 2023

1:00 p.m.

HOB 145

---

**I. Call to Order and Opening Remarks**

**II. Briefing on Juvenile Justice Issues**

**Maryland Department of Juvenile Services**

Kara Aanenson, Director of Legislation, Policy, and Reform

**III. Closing Remarks**

# **Department of Juvenile Services**

## **Appropriations**

### **Public Safety and Administration Subcommittee**

**January 26, 2023**

Kara Aanenson

Director of Legislation, Policy, and Reform

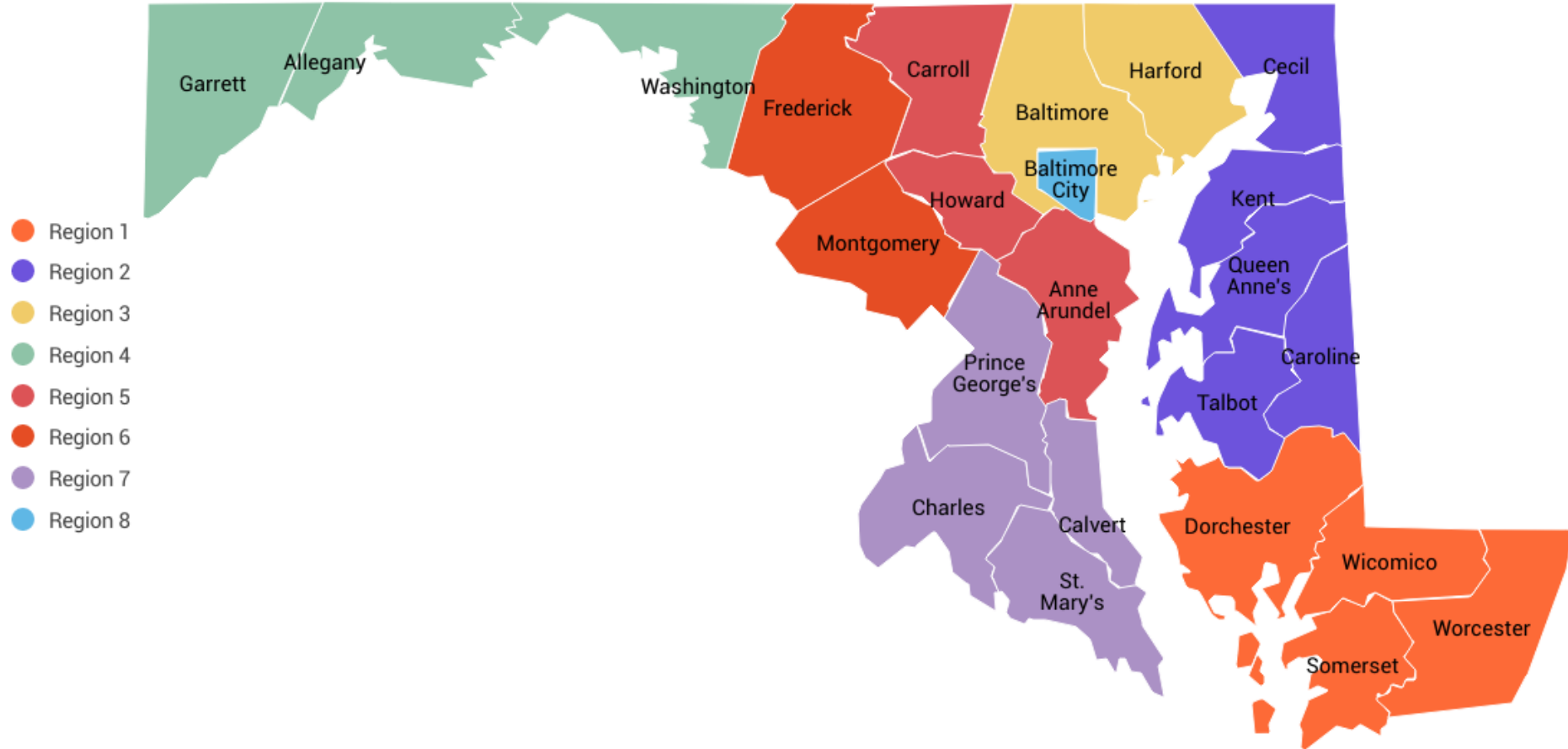
[kara.aanenson@maryland.gov](mailto:kara.aanenson@maryland.gov)

# Department of Juvenile Services Regions

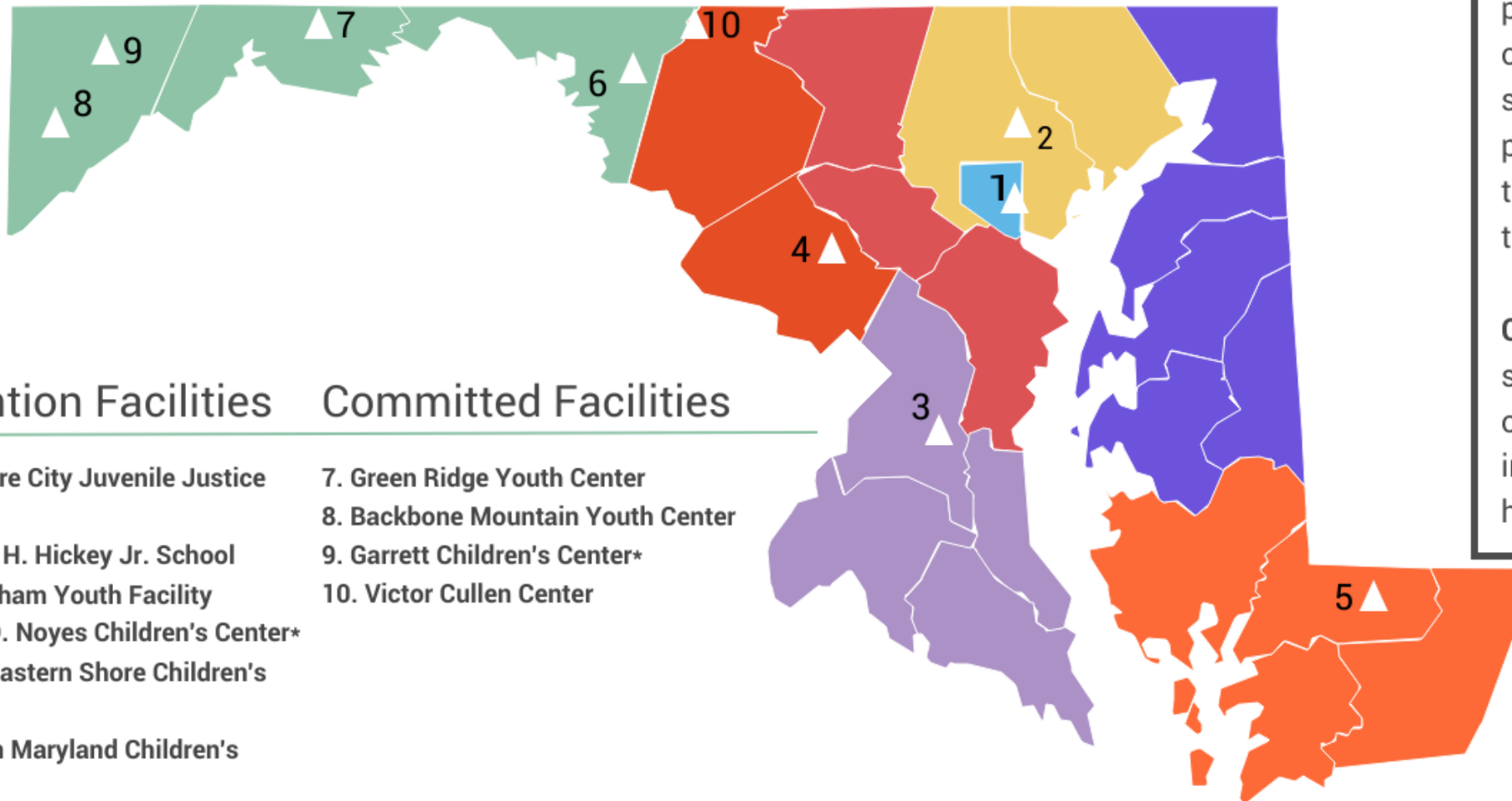
Through 8 Operational Regions, DJS Manages:

- Intake Operations
- Alternatives to Detention Programs
- Community Supervision (probation)
- Reentry Supervision
- Continuum of Community Based Services

The DJS Operational Regions align with Maryland's Judicial Circuits.



# DJS State Operated Detention and Committed Facilities



## Detention Facilities

## Committed Facilities

- 1. Baltimore City Juvenile Justice Center
- 2. Charles H. Hickey Jr. School
- 3. Cheltenham Youth Facility
- 4. Alfred D. Noyes Children's Center\*
- 5. Lower Eastern Shore Children's Center
- 6. Western Maryland Children's Center

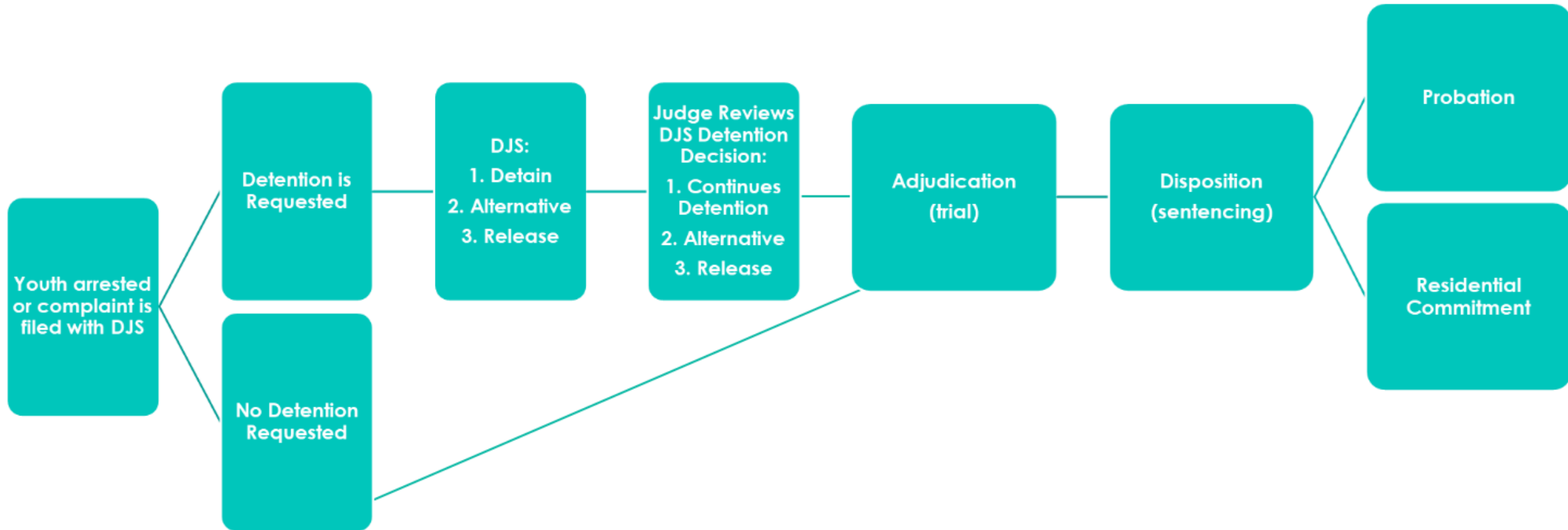
- 7. Green Ridge Youth Center
- 8. Backbone Mountain Youth Center
- 9. Garrett Children's Center\*
- 10. Victor Cullen Center

**Detention Facilities** - provide for the temporary care of young people who, pending court disposition or other hearings, require secure custody either for the protection of the community, themselves, or to ensure their appearance in court.

**Committed Facilities** - serve young people court ordered to receive treatment interventions in an out-of-home setting.

\* facility not currently serving youth

# Maryland's Juvenile Justice System



\*A more detailed flow chart can be found in the DJS DRG @ [https://djs.maryland.gov/Documents/DRG/DJS-Process-Flowchart\\_2021.pdf](https://djs.maryland.gov/Documents/DRG/DJS-Process-Flowchart_2021.pdf)

# Maryland's Juvenile Justice Reform Legislation



## Effective Date

June 1, 2022



## Changes

- Increases access to diversion
- Sets a minimum age of juvenile court jurisdiction
- Prohibits detention for misdemeanor offenders and technical violations of probation
- Sets length of probation guidelines (no data available at this time)
- Prohibits out-of-home commitment for misdemeanor offenders and technical violations of probation

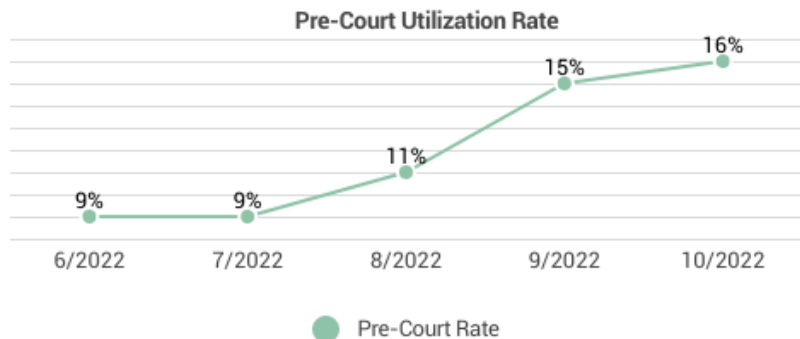


## Implementation Actions

DJS lead over 50 trainings for DJS staff, law enforcement, judges, legal providers, community based organizations, and local /state agencies.

## Expanding Access to Diversion

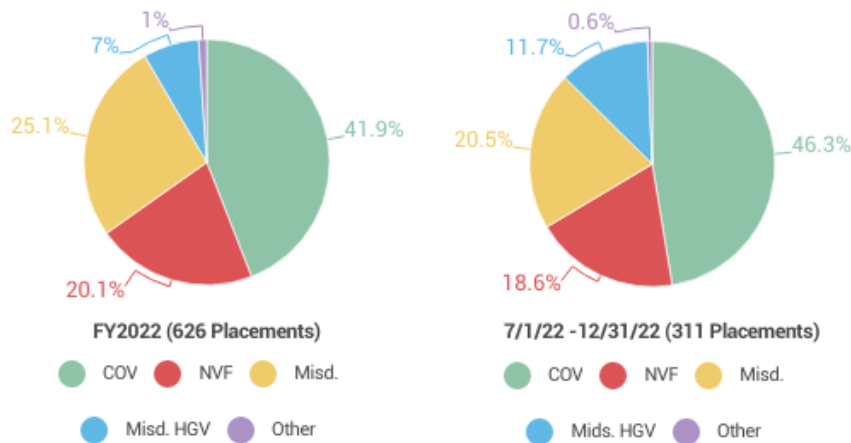
The legislation expanded DJS authority to place non-violent felony matters on pre-court supervision. During the first 6 months of implementation the rate of pre-court supervision has increased.



## Detention Utilization

The legislation prohibits detaining youth charged with a misdemeanor offense, EXCEPT if the youth is charged with misdemeanor HGV or has 2 prior adjudications in the previous 12 months.

\* misdemeanor handgun violations account for 44 placements in FY 2022 and 33 placements from July, 2022- Dec 31, 2022



## Minimum Age of Jurisdiction

Since June 1, 2022 the rate of youth under 13 charged with a crime of violence has declined compared to FY 2022.



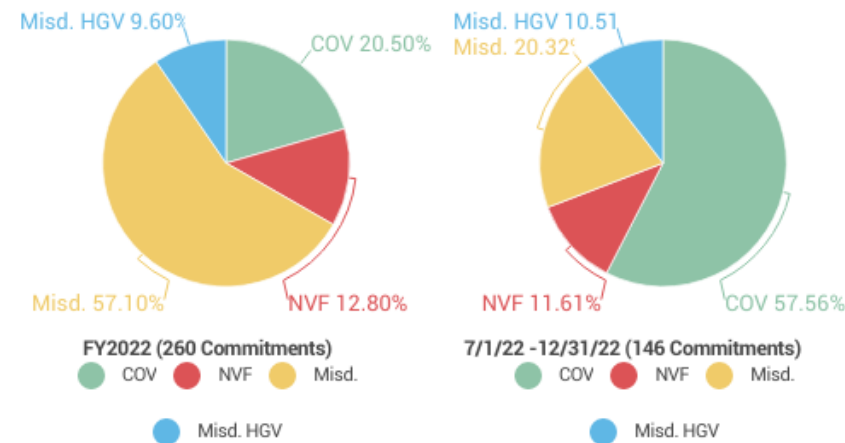
Since June 1, 2022 the rate of youth served through the CINS process has increased compared to FY 2022.



## Commitment Utilization

The legislation prohibits the use of commitment for misdemeanor offenses (except HGV) and technical violations of probation.

\* misdemeanor handgun violations account for 25 commitments in FY 2022 and 15 on 12/23/22.



# Complaints

## 10 Year Trend

FY 2012- FY 2022

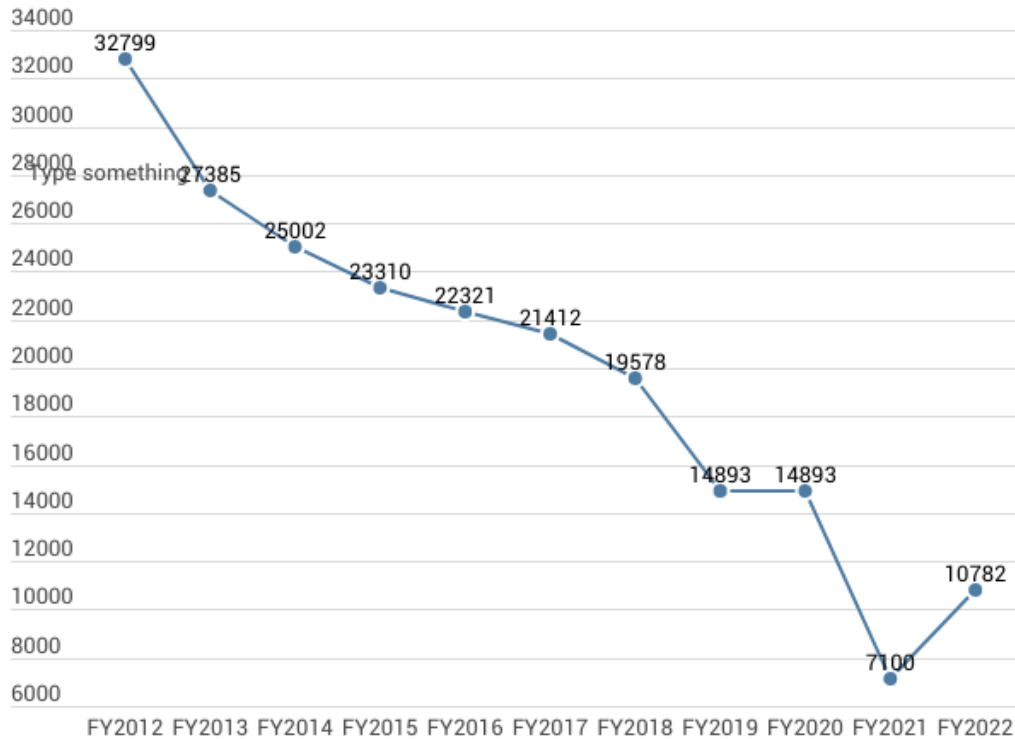


Intake Complaints  
Declined 60%

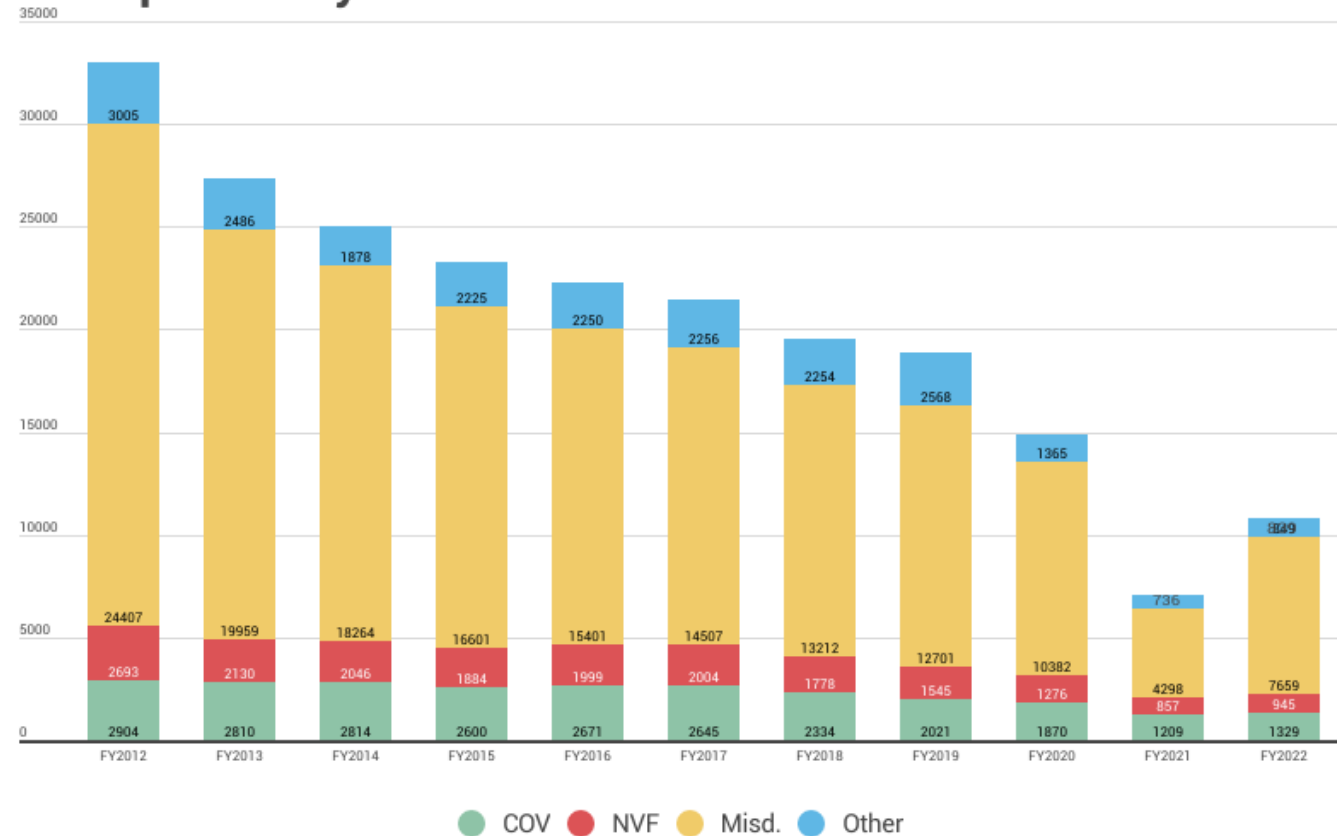


Complaints declined  
in all Categories

## Intake Complaints



## Complaints By Offense



# Detention

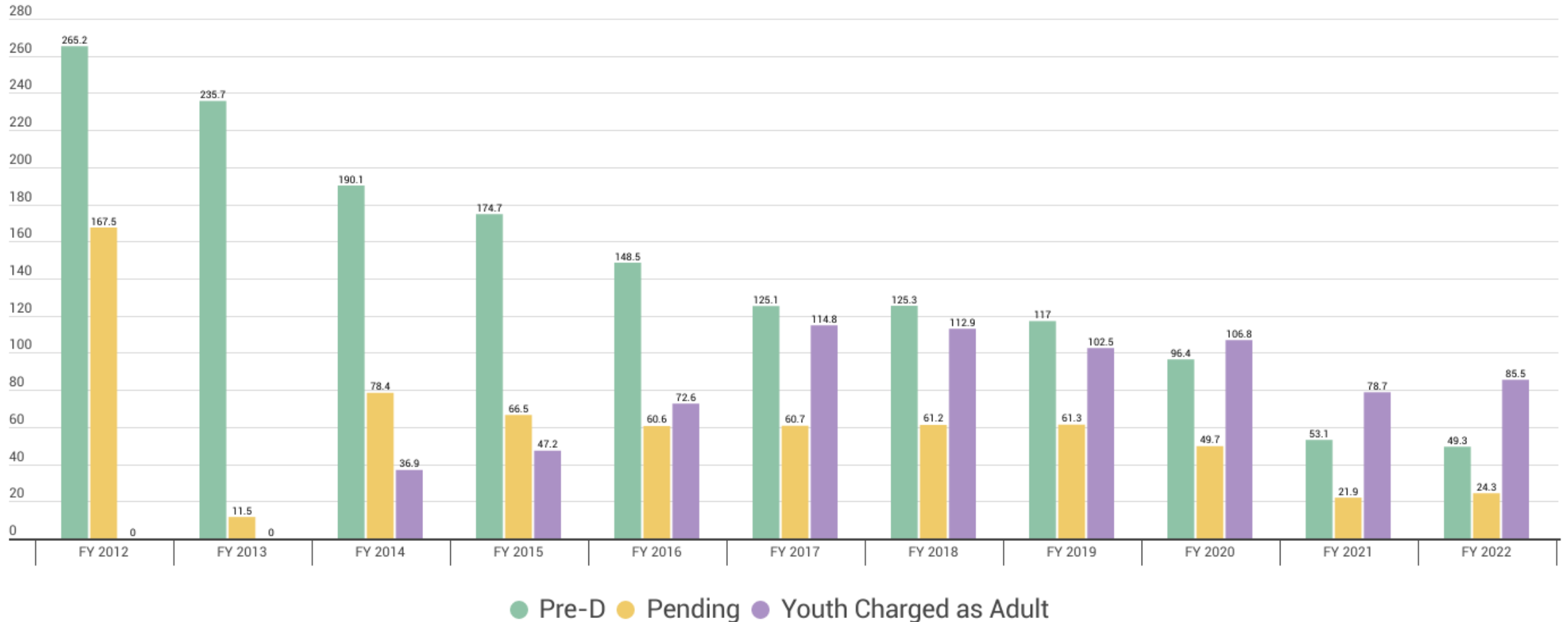
## 10 Year Trend

FY 2012- FY 2022



Average Daily Detention  
Population Declined 53%

### Detention Average Daily Population





# Disposition

## 10 Year Trend

FY 2012- FY 2022

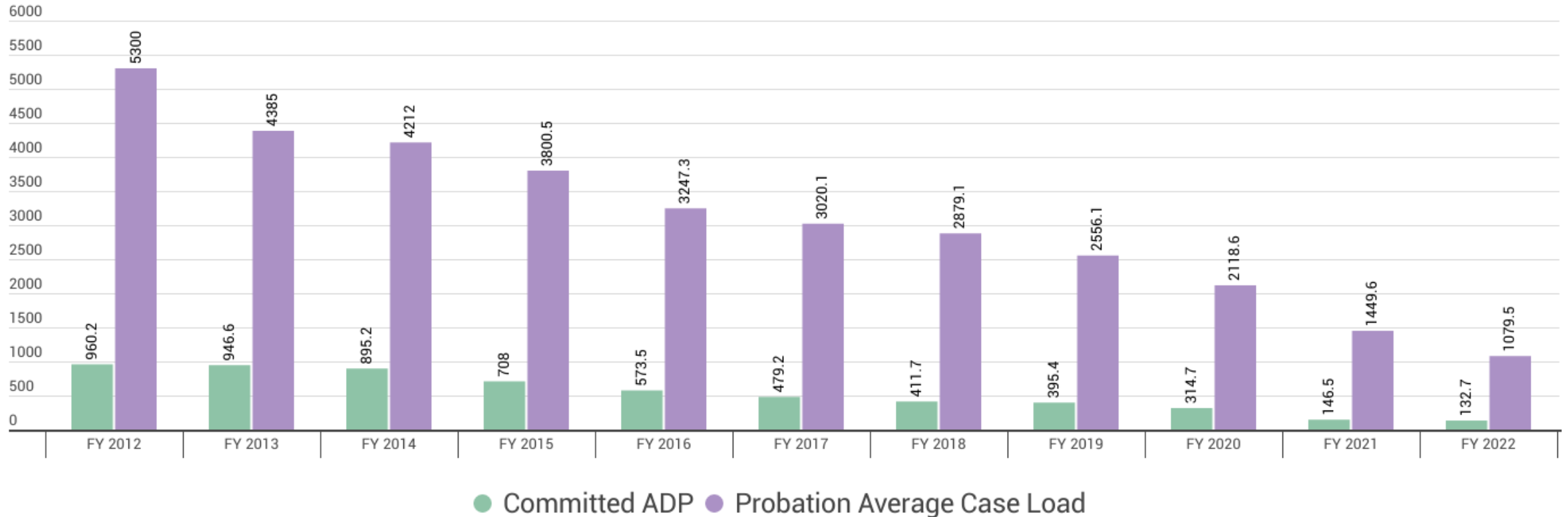


Committed Placements  
Declined 85%



Probation Cases  
Declined 77%

## Committed Average Daily Population and Probation Average Caseload



# Recidivism

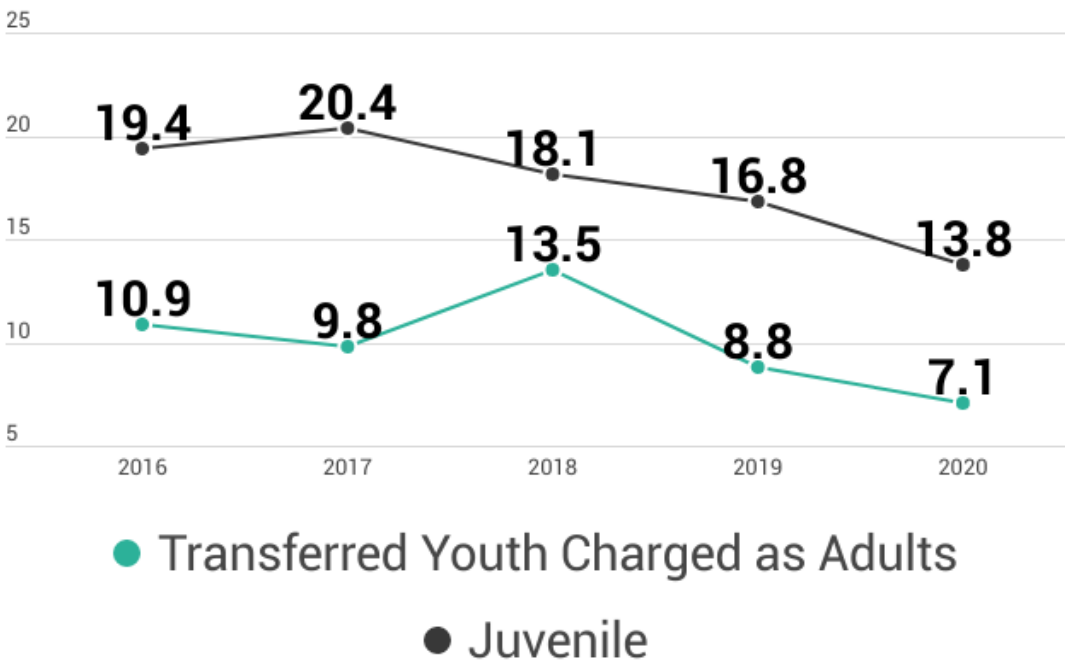
## 12-Month Reconviction Rate

FY 2016- FY 2020

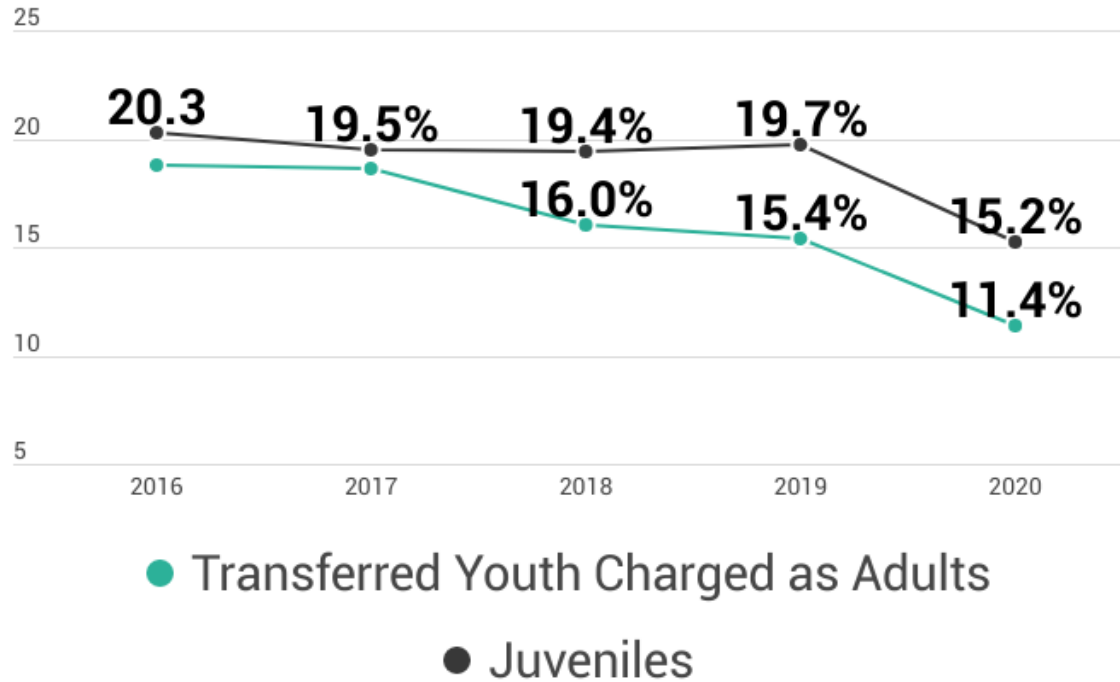


Probation and Committed Recidivism Continues to Decline for Juvenile and Transfer Complaints

### Probation



### Commitment



# Resources



Department of Juvenile Services  
Data Resources Guides

<https://djs.maryland.gov/Pages/Data-Resource-Guides.aspx>



DJS Contracted  
Programming Inventory

<https://djs.maryland.gov/Documents/publications/MD-DJS-2022-List-DJS-Contracted-Programs.xlsx>



CINS Information

[https://djs.maryland.gov/Documents/JJRC/Child-in-Need-of-Supervision-\(CINS\)-Complaints.pdfink](https://djs.maryland.gov/Documents/JJRC/Child-in-Need-of-Supervision-(CINS)-Complaints.pdfink)