

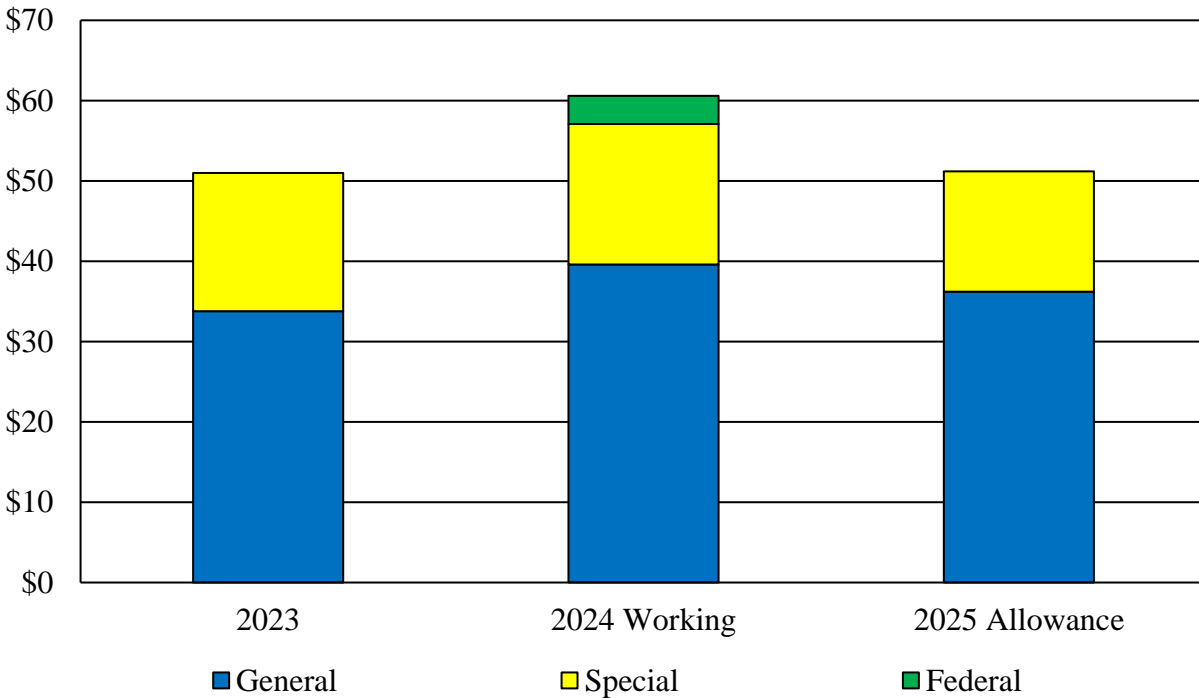
R00A03
Funding for Educational Organizations
 Maryland State Department of Education

Executive Summary

Nonprofit organizations and nonpublic schools, including the Maryland School for the Blind (MSB) and Blind Industries and Services of Maryland (BISM), receive grants through the Maryland State Department of Education (MSDE) for various education programs operated under Funding for Educational Organizations.

Operating Budget Summary

Fiscal 2025 Budget Decreases \$9.4 Million, or 15.4%, to \$51.2 Million
 (\$ in Millions)



- The Governor’s fiscal 2025 proposed budget decreases by a total of \$9.4 million, of which \$3.4 million is general funds for State-aided Institutions (SAIs) and \$6.0 million is special and federal funds for the Aid to Non-Public Schools Textbook and Technology (Aid to Non-Public Schools) Program.

Key Observations

- ***Broadening Options and Opportunities for Students Today (BOOST) Receives \$9.0 Million:*** The fiscal 2025 proposed budget provides \$9.0 million for BOOST, which is level-funded from the fiscal 2024 working appropriation.

Operating Budget Recommended Actions

1. Amend language regarding the No Child Left Behind Act and distribution of funding for the Aid to Non-Public Schools Program.
2. Amend language to require programs participating in the Aid to Non-Public Schools Program to submit student handbooks or admissions policies.
3. Add language regarding nondiscrimination requirements for the Aid to Non-Public Schools Program.
4. Add language to restore the Broadening Options and Opportunities for Students Today Program administrative and reporting requirements.

R00A03
Funding for Educational Organizations
Maryland State Department of Education

Operating Budget Analysis

Program Description

MSDE provides funding to certain nonprofit organizations that offer educational programs including MSB, BISM, SAIs, and other educational institutions. This part of the MSDE budget also funds the Aid to Non-Public Schools Program, which provides eligible nonpublic schools with textbook and computer supplies, and the BOOST Program, which provides scholarships for students from low-income families to attend nonpublic schools. A brief description of each program is in **Appendix 2**.

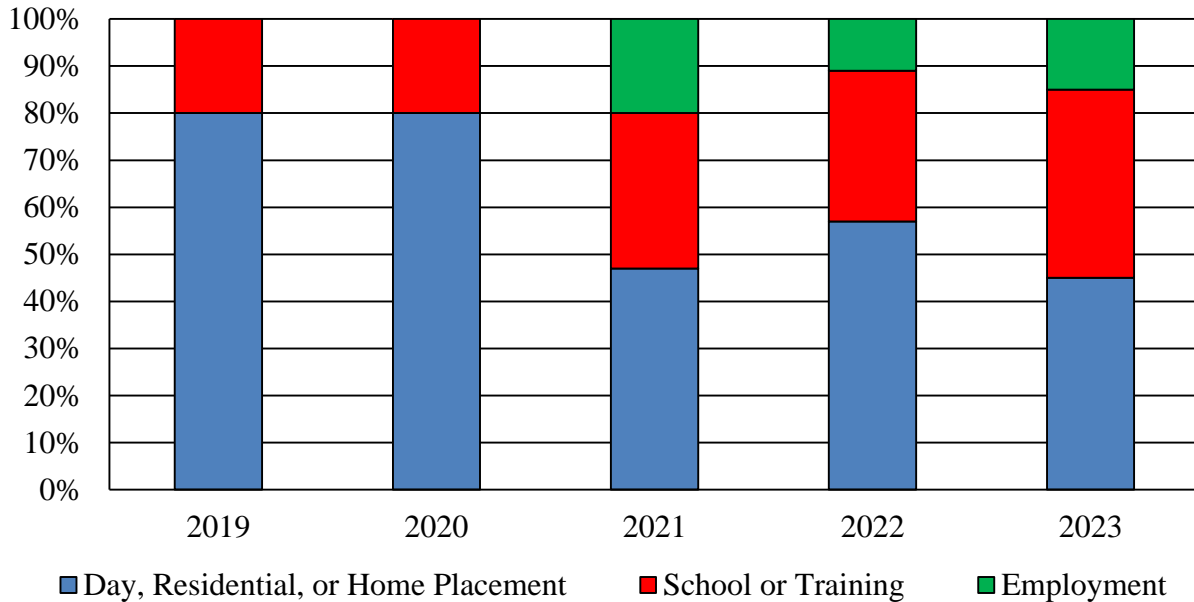
Performance Analysis: Managing for Results

1. Maryland School for the Blind

In prior years, MSB’s Managing for Results (MFR) submission included data on measures of academic and independent living skills. These measures included the percentage of nonreaders and prereaders who achieved their Individualized Education Program (IEP) communication or literacy objectives; the percentage of readers who increased their fluency rate; and the percentage of students who achieved progress in demonstrating skills in the home, school, or community. In MSB’s fiscal 2025 MFR submission, the school reports that because it is currently updating these goals, as well as adding three new goals under this objective so that the measures are more closely aligned with a student’s IEP, data for fiscal 2023 are not available. However, MSB reports that these changes and data will be available for the fiscal 2026 MFR submission.

Exhibit 1 displays fiscal 2019 to 2023 data for MSB’s measure on a different objective: post-graduation outcomes. Although 100% of MSB’s students graduated, some students pursued post-secondary education, training, or employment, and others entered day, residential, or home programs. Post-graduation outcome achievement prior to and during the pandemic in fiscal 2019 and 2020 was low, with only 20% of graduates pursuing additional school or training, and no students entering the workforce directly. However, starting in fiscal 2021, post-pandemic employment opportunities improved, and more students entered school and training. From fiscal 2022 to 2023, students entering school or training further increased by 8 percentage points, from 32% to 40%, and graduates employed increased slightly by 4 percentage points, from 11% to 15%.

Exhibit 1
Maryland School for the Blind Post-graduation Outcomes
Fiscal 2019-2023



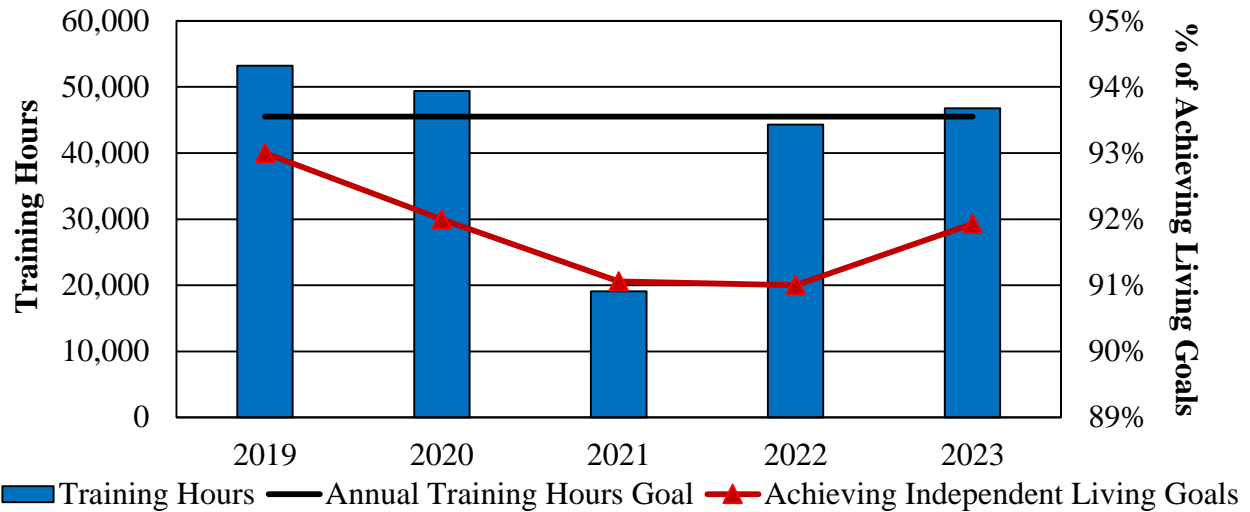
Source: Department of Budget and Management; Maryland School for the Blind

MSB should comment on the reason for the update in the school’s student achievement measures and provide additional information on how the school assists students with post-graduation opportunities for school, training, and employment.

2. Blind Industries and Services of Maryland

Exhibit 2 shows BISM’s share of participants achieving independent living goals and the number of training hours from fiscal 2019 through 2023. BISM MFR goals focus on assisting citizens who are blind or have low vision to gain the skills and confidence they need to live independently. One of the objectives within this goal is for BISM to deliver at least 45,540 hours of annual training, which includes braille instruction, computer skills, cane training, career exploration, physical fitness, and other necessary life skills. From fiscal 2022 to 2023, BISM increased training by 2,464 hours, or 6%, from 44,297 to 46,761, which returns the agency to prepandemic levels and exceeds the MFR goal. For achievement of independent living goals, 92% of BISM participants were successful in this measure in fiscal 2023, which is 1 percentage point higher than fiscal 2022.

Exhibit 2
Blind Industries and Services of Maryland
Achievement of Independent Living Goals and Training Hours
Fiscal 2019-2023



Source: Department of Budget and Management; Blind Industries and Services of Maryland

Fiscal 2023

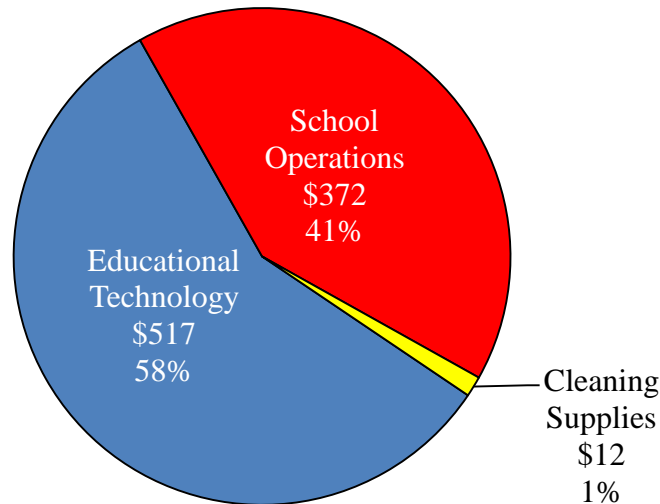
Federal COVID-19 Stimulus Funding

In fiscal 2020 through 2023, MSDE distributed a total of \$78.6 million in federal stimulus funds through the Funding for Education Organizations budget. Of this amount, \$77.7 million was available for grants to nonpublic schools, and \$911,000 was allocated to MSB. All federal stimulus funds have been expended or canceled.

MSB

In fiscal 2020 and 2021, MSB received \$911,589 in four federal stimulus fund allocations. As of February 2024, MSB reports spending approximately \$901,000, or 99%, of this funding. **Exhibit 3** shows that over half of this amount, \$517,000, or 58%, was spent on educational technology; \$372,000, or 41%, was spent on school operations; and \$12,000, or 1%, was spent on cleaning supplies. MSB canceled the remaining \$11,000 in Governor’s Emergency Education Relief (GEER) II funding.

Exhibit 3
Maryland School for the Blind Federal Stimulus Fund Expenditures
Fiscal 2021-2023
(\$ in Thousands)



Source: Maryland School for the Blind

Nonpublic Schools

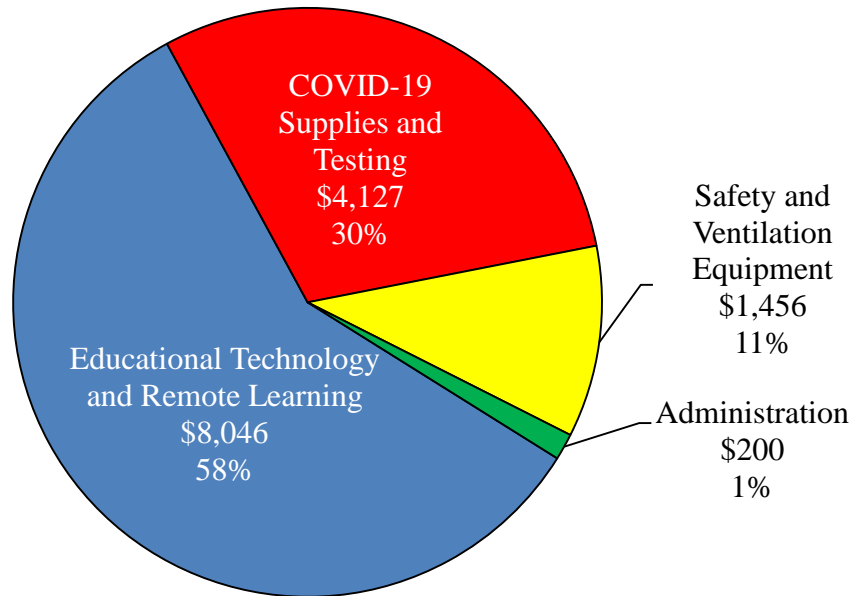
In fiscal 2020 and 2021, nonpublic schools were eligible to apply to MSDE for three rounds of grants totaling \$77.7 million, all of which have been disbursed and expended. These awards were as follows:

- \$2.7 million from the Coronavirus Aid, Relief, and Economic Security Act in fiscal 2021 awarded to 10 schools for competitive innovation grants;
- \$35.9 million in Coronavirus Response and Relief Supplemental Appropriations Act (CRRSAA) Emergency Assistance to Nonpublic Schools (EANS) grants in fiscal 2021, of which approximately \$34.0 million was awarded to 193 schools in fiscal 2022 and 2023, \$200,000 was retained by MSDE for allowable administrative expenses, and \$1.6 million in GEER II funding was canceled; and
- \$39.1 million in American Rescue Plan Act (ARPA) EANS grants in fiscal 2021, of which \$13.6 million was awarded to 58 schools in fiscal 2023, \$200,000 was retained by MSDE for allowable administrative expenses, and \$25.4 million in GEER II funding was canceled.

Committee narrative in the 2023 *Joint Chairmen's Report* (JCR) requested that MSDE submit a report on the ARPA EANS grant awards. **Exhibit 4** shows the distribution of the ARPA

EANS grants in fiscal 2023. Out of \$13.8 million in grant funds, \$8.0 million was allocated for educational technology and remote learning; \$4.1 million was allocated for COVID-19 supplies and testing; \$1.5 million was allocated for safety and ventilation equipment; and \$200,000 was retained by MSDE for allowable administrative expenses. MSDE reports that due to grant rules limiting eligible expenditures to pandemic-related purchases that can be returned, if requested, to MSDE, and the numbers of nonpublic schools that could meet those conditions, as of the close of fiscal 2023, the remaining \$25.4 million in the ARPA EANS funds were canceled.

Exhibit 4
Nonpublic School Federal Stimulus Fund Expenditures
Fiscal 2021-2023
(\$ in Thousands)



Source: Maryland State Department of Education

Fiscal 2024

Implementation of Legislative Priorities

Section 19 of the fiscal 2024 Budget Bill added a total of \$6.7 million for legislative priorities in the Funding for Educational Organizations budget, including \$805,000 in general funds for MSB, \$3.4 million in general funds for SAIs, and \$2.5 million in special funds for Aid to Non-Public Schools.

MSB

In the fiscal 2024 budget, MSB received two general fund allocations totaling \$805,000: \$305,000 for bonuses of \$500 to each education support professional in fiscal 2023 and 2024; and \$500,000 for the purpose of staff compensation related to Chapter 423 of 2021, MSB – Pay Plan. In June 2023, MSB paid approximately \$147,500 in bonuses to 295 education support professionals and will pay for fiscal 2024 bonuses totaling \$156,500 to 315 employees in June 2024. For staff compensation, \$500,000 was allocated to the pay plan increase effective July 2023.

State-aided Institutions

As part of legislative priorities funded in Section 19 the following SAIs received a total of \$3.4 million in general funds:

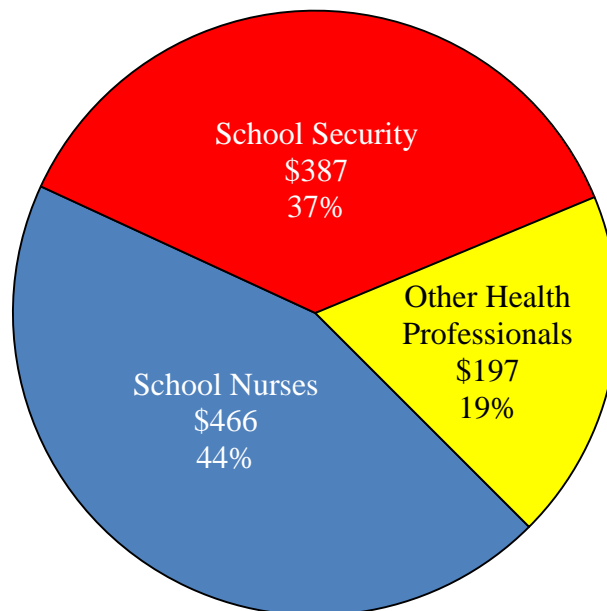
- \$1.25 million for Northbay, which provides educational and retreat experiences at its campus in North East, Maryland. With this additional funding, in fiscal 2024, this SAI received a total of \$1.8 million. In the fiscal 2025 allowance, this SAI receives \$502,232;
- \$1.0 million for the Cal Ripken Sr. Foundation to support one-time operating expenses for the Science, Technology, Engineering and Mathematics (STEM) initiative, including curriculum development and equipment purchases. This SAI did not receive funding in the fiscal 2024 budget as introduced and funding is not renewed in the fiscal 2025 proposed budget;
- \$650,000 for the Maryland Academy of Sciences, which is the parent organization for the Maryland Science Center. With this additional funding, in fiscal 2024, this SAI received \$1.6 million. In the fiscal 2025 allowance, this SAI receives \$919,967;
- \$350,000 for Living Classrooms Foundation, which provides educational opportunities for Baltimore City youth in STEM, ecology, and cultural and maritime heritage. With this additional funding, in fiscal 2024, this SAI received total of \$670,447. In the fiscal 2025 proposed budget, this SAI receives \$320,447;
- \$100,000 to First Generation College Bound, which provides educational interventions for academic readiness, supportive services, and guidance for students in Prince George’s County. This SAI did not receive funding in the fiscal 2024 budget as introduced, and funding is not renewed in the fiscal 2025 proposed budget; and
- \$50,000 to Junior Achievement of Central Maryland, which offers economic and financial literacy programs for young people to prepare them to succeed in a global economy. With this additional funding, in fiscal 2024, this SAI received \$92,256. In the fiscal 2025 proposed budget, this SAI receives \$42,256.

Aid to Non-Public Schools Program

In fiscal 2024, the Aid to Non-Public Schools Program received a total appropriation of \$12.0 million, which included \$6.0 million in special funds from the Cigarette Restitution Fund (CRF), which is the annual appropriation for this program; \$3.5 million in federal stimulus funds in Supplemental Budget No. 2 added to the fiscal 2024 Budget Bill for COVID-19-related expenditures; and \$2.5 million in CRF funds added in Section 19 for grants for school nurses, other health services, and school security. Eligibility was limited to nonpublic schools that participated in the BOOST program in fiscal 2023.

MSDE administered the special fund grant of \$2.5 million as the Nonpublic Health and School Security Program, which had 171 eligible BOOST schools. As of December 2023, 142 schools requested a total of \$2.1 million, of which half has been distributed. **Exhibit 5** shows Nonpublic Health and School Security Program expenditures to date. Out of \$1.0 million, \$466,000, or 44%, has been allocated for school nurses; \$387,000, or 37%, has been allocated for school security; and \$197,000, or 19%, has been allocated for other health professionals. The grant application window has closed, though there are approximately \$400,000 in unallocated funds remaining.

Exhibit 5
Nonpublic School Health and Security Program Grant Allocations
As of December 2023
(\$ in Thousands)



Source: Maryland State Department of Education

MSDE should comment on the reason that nonpublic schools have not utilized all grant funds and whether unallocated funds are likely to be used in fiscal 2024 as part of grants for the Aid to Non-Public Schools Program.

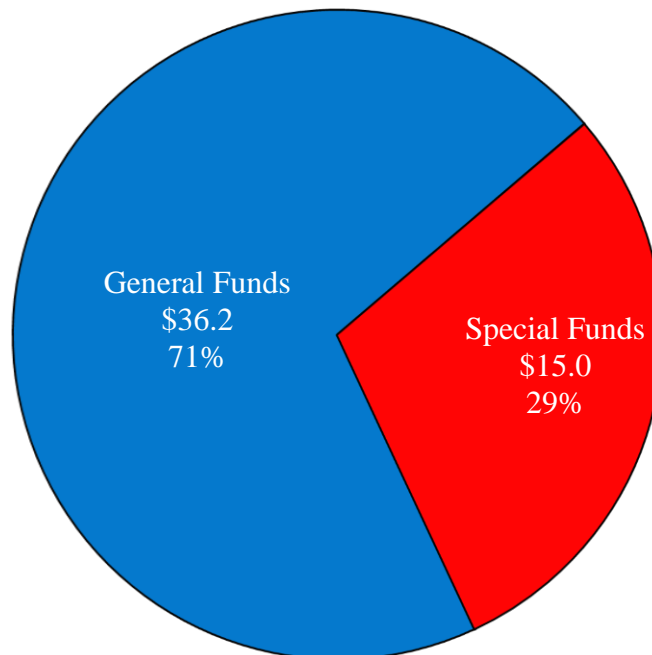
BOOST

In fiscal 2024, the BOOST program received \$8.0 million in CRF support in the budget as introduced and an additional \$1.0 million in CRF added in Section 19 for a total of \$9.0 million. In the fiscal 2025 allowance, BOOST is level-funded at \$9.0 million.

Fiscal 2025 Overview of Agency Spending

The fiscal 2025 allowance for Funding for Educational Organizations is approximately \$51.3 million. Of this amount, \$36.2 million, or 71%, is general funds and \$15.0 million, or 29%, is special funds from the CRF. **Exhibit 6** shows the overview of agency spending for the fiscal 2025 allowance.

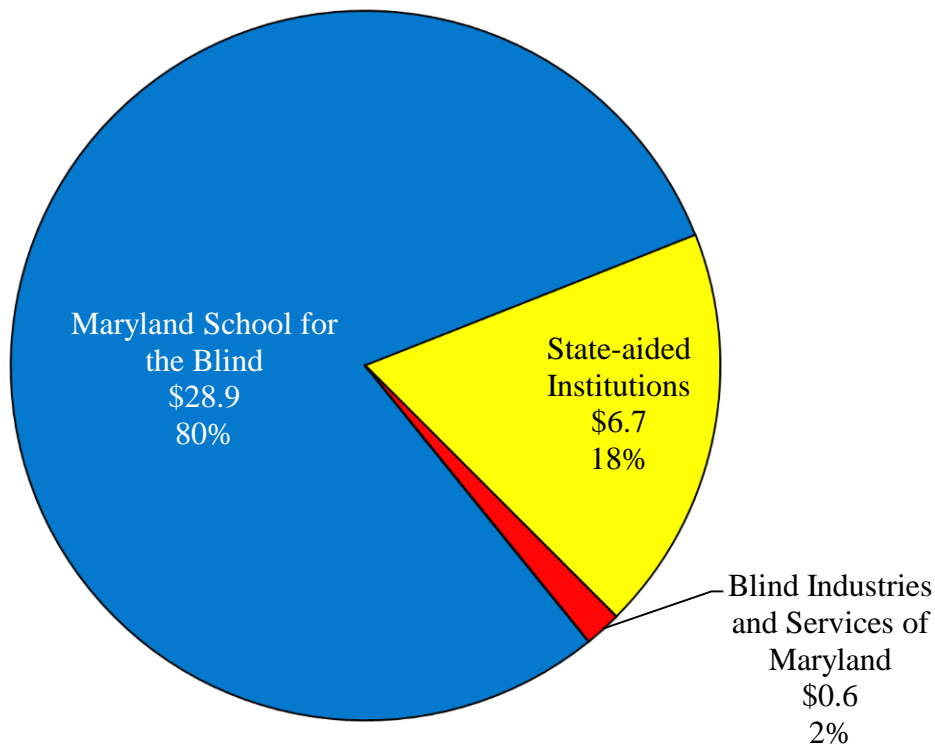
Exhibit 6
Overview of Agency Spending
Fiscal 2025 Allowance
(\$ in Millions)



Source: Governor’s Fiscal 2025 Budget Books

Exhibit 7 shows the distribution of the fiscal 2025 general fund allowance. Out of \$36.2 million, MSB receives the majority of funds, \$28.9 million, or 80%; SAIs receive \$6.7 million, or 18%; and BISM receives \$600,000, or 2%.

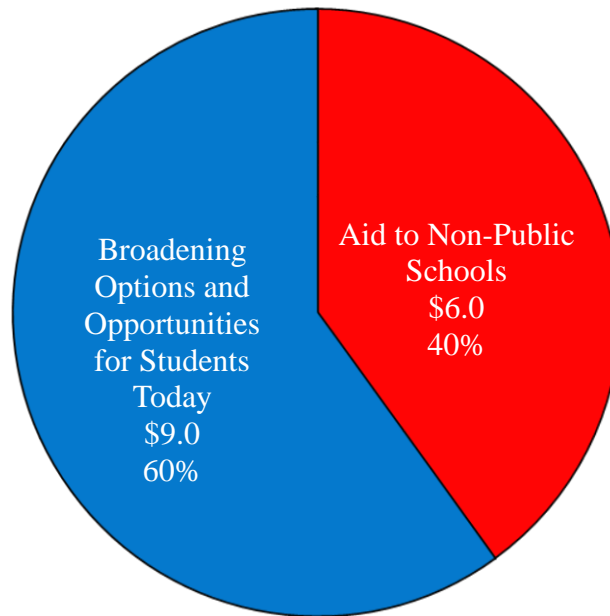
Exhibit 7
General Fund Allowance
Fiscal 2025
(\$ in Millions)



Source: Governor’s Fiscal 2025 Budget Books

Exhibit 8 shows the distribution of the fiscal 2025 special fund allowance. Of the \$14.0 million in special funds appropriated from the CRF in fiscal 2025, \$9.0 million, or 60%, is allocated to BOOST and \$6.0 million, or 40%, is allocated to the Aid to Non-Public Schools Program.

Exhibit 8
Special Fund Allowance
Fiscal 2025
(\$ in Millions)



Source: Governor’s Fiscal 2025 Budget Books

Proposed Budget Change

Exhibit 9 shows the fiscal 2025 proposed budget change for Funding for Educational Organizations, which decreases by \$9.4 million, or 15.4%, compared to the fiscal 2024 working appropriation. The end of limited-time federal stimulus funding and legislative priorities drives the net decrease, including \$2.5 million in special funds for the Aid to Non-Public Schools Program, which supported the Nonpublic School Health and Security Program; \$3.4 million in general funds for SAIs; and \$3.5 million in federal funding from CRRSAA EANS for grants to nonpublic schools. MSB receives a net increase of \$38,000 in general fund formula funding.

Exhibit 9
Proposed Budget
Maryland State Department of Education – Funding for Educational Organizations
(\$ in Thousands)

How Much It Grows:	<u>General</u> <u>Fund</u>	<u>Special</u> <u>Fund</u>	<u>Federal</u> <u>Fund</u>	<u>Total</u>
Fiscal 2023 Actual	\$33,774	\$17,237	\$0	\$51,011
Fiscal 2024 Working Appropriation	39,591	17,540	3,500	60,631
Fiscal 2025 Allowance	<u>36,229</u>	<u>15,040</u>	<u>0</u>	<u>51,269</u>
Fiscal 2024-2025 Amount Change	-\$3,362	-\$2,500	-\$3,500	-\$9,362
Fiscal 2024-2025 Percent Change	-8.5%	-14.3%	-100.0%	-15.4%

Where It Goes:	<u>Change</u>
General and Special Fund Changes	
Net increase in general funds for Maryland School for the Blind	38
Aid to Non-Public Schools Program special funds for the Nonpublic School Health and Security Program	-2,500
State-aided Institutions general funds	-3,400
Federal Fund Changes	
Federal stimulus funding for COVID-19 relief for nonpublic schools.....	-3,500
Total	-\$9,362

Note: Numbers may not sum to total due to rounding.

Maryland School for the Blind

Enrollment

An enrollment formula in Section 8-313 of the Education Article determines MSB’s annual enrollment count, which includes a four-year average to soften increases and decreases. Early intervention and outreach students are counted at 50%, and school-age students are counted at 100%. For fiscal 2025, MSB’s total projected enrollment count is 556, which includes 209 school-age students, 283 outreach students, and 64 early intervention students. For the purposes of formula funding, the fiscal 2025 enrollment totals 383. **Exhibit 10** shows MSB’s enrollment from the fiscal 2020 actual to 2025 estimated.

Exhibit 10
Maryland School for the Blind Enrollment
Fiscal 2020-2025 Est.

	<u>2020</u>	<u>2021</u>	<u>2022</u>	<u>2023 Act.</u>	<u>2024 Est.</u>	<u>2025 Est.</u>
School Year	2019- 2020	2020- 2021	2021- 2022	2022- 2023	2023- 2024	2024- 2025
School Age Students	222	211	210	203	208	209
Outreach Students	278	280	102	199	216	283
Early Intervention Students	76	68	60	62	63	64
Total	576	559	372	464	487	556
<i>Enrollment for Formula Funding</i>	399	385	291	334	348	383

Source: Maryland School for the Blind

In a calendar 2023 audit of the school’s enrollment, MSB discovered data missing in its monthly count of outreach students in fiscal 2022 (2021-2022 school year). As a result of this error, MSB’s outreach student count for fiscal 2022 totaled 102 students, a decline of 178 students from the finalized count of 280 students in fiscal 2021. Committee narrative in the 2023 JCR requested a report on this issue with information on updated procedures for counting outreach students and the impact of this lower count on formula funding, as well as the inclusion of MSB’s enrollment data in the fiscal 2025 MFR. MSB did include the enrollment count in the fiscal 2025 MFR submission; however, these enrollment counts did not match counts provided to the Department of Budget and Management (DBM) to calculate formula funding.

MSB reported that the school has updated its procedures but could not provide a retroactive count of outreach students for fiscal 2022. Due to the methodology by which MSB’s enrollment for formula funding is calculated over multiple years, an undercount of enrollment in fiscal 2022 would adversely impact formula funding in each of fiscal 2024 through 2027.

MSB should comment on the reason that the MFR submission did not have the correct counts for each enrollment category and steps that the school is taking to ensure accurate enrollment counts for formula funding.

MSB Funding and Expenditures

MSB receives an annual State appropriation based on a formula that includes enrollment; an allocation based on the per pupil amount in the State Share of the Foundation formula in Section 5-201 of the Education Article; and an additional grant for residential services of \$1.0 million as mandated in Chapter 672 of 2016. With the implementation of Chapter 55 of 2021, Blueprint for Maryland’s Future Grant Program – Revisions, MSB’s per pupil allocation increases from \$8,642 in fiscal 2024 to \$8,789 in fiscal 2025.

In addition to its State appropriation, MSB receives other State revenues from an enhanced services grant, which is supplemental funding for blind students with additional disabilities who are at risk for out-of-state placement, as well as grants for a statewide vision consultant and funds for the Maryland Information Resource Center. Local revenue sources include tuition, extended school year, and direct orientation and mobility payments from local education agencies (LEA), which are determined by a formula based on property wealth in each jurisdiction. Revenues also include federal grants and private donations.

Exhibit 11 shows MSB’s revenues and expenditures for fiscal 2021 through 2025. MSB estimates fiscal 2025 revenues will total \$42.8 million, with State and local revenue sources accounting for \$41.5 million, or 97%, of this amount. Fiscal 2025 expenses, including depreciation, total \$46.9 million, which is a \$2.6 million increase from fiscal 2024. When excluding depreciation costs, fiscal 2025 expenses total \$42.9 million, which is a \$2.5 million increase over fiscal 2024. Less depreciation and including the fund balance from the prior year, MSB has a cash balance of \$17.9 million at the end of fiscal 2025, but the school has a structural deficit of \$53,000. MSB indicates that spending in previous years is aligned with available revenues through annual cost-cutting measures, private gifts, and, when necessary, the use of funds from the school’s endowment.

Exhibit 11
Maryland School for the Blind Revenues and Expenditures
Fiscal 2021-2025 Est.
(\$ in Thousands)

<u>Revenues</u>	<u>Source</u>	<u>2021</u>	<u>2022</u>	<u>2023 Act.</u>	<u>2024 Est.</u>	<u>2025 Est.</u>
<i>Fund Balance from Prior Year</i>		\$3,089	\$6,883	\$11,286	\$15,864	\$17,905
State Appropriation	State	\$24,831	\$24,831	\$27,726	\$28,079	\$28,175
Enhanced Services	State	4,669	5,787	6,926	9,112	9,294
Sponsored Projects	Federal, state	1,210	1,128	1,079	1,159	1,152
Tuition	Local	1,997	2,462	2,289	2,250	2,270
Extended School Year	Local	756	976	680	750	800
Direct Orientation and Mobility	Local	991	957	950	990	1,000
Private Gifts	Private	1,164	682	0	0	0
Reimbursable Funds for COVID-19	Federal, local	0	0	535	0	0
Other		302	121	179	140	150
Total Revenues		\$35,920	\$36,944	\$40,364	\$42,480	\$42,841
Total State and Local Revenue Sources		\$33,443	\$33,980	\$38,571	\$41,181	\$41,539
Percentage of State and Local Revenue		93%	92%	96%	97%	97%
Expenses		\$32,126	\$36,219	\$39,418	\$44,339	\$46,894
Depreciation			\$3,678	\$3,632	\$3,900	\$4,000
Expenses Excluding Depreciation			\$32,541	\$35,786	\$40,439	\$42,894
Cash Balance (Revenues Including Fund Balance – Expenses)		\$6,883	\$11,286	\$15,864	\$17,905	\$17,852
<i>Structural Deficit (Revenues – Expenses)</i>		\$3,794	\$4,403	\$4,578	\$2,041	-\$53

Note: The amount received through private gifts is subject to change and does not include endowment funds. Other expenses includes communications, food, insurance, taxes, and financing costs. Fiscal 2021 depreciation costs were not known at the time of writing and are not shown separately.

Source: Maryland School for the Blind

MSB Spending by Category

In the past three fiscal years, MSB has seen a steady increase in personnel costs associated with salaries, wages, and benefits, which in fiscal 2024 account for approximately 78% of total spending. As required in Chapter 423, in calendar 2022 and 2023, DBM conducted a review of MSB’s pay plan, and Supplemental Budget No. 5 of the fiscal 2023 budget provided \$1.2 million for increased salaries and wages for MSB personnel, budgeted in the Dedicated Purpose Account. These funds are allocated to MSB in fiscal 2024, in addition to \$500,000 added for this purpose through Section 19 of the fiscal 2024 Budget Bill. From fiscal 2024 to 2025, MSB has a projected increase in salaries, wages, and benefits of approximately \$2.3 million, or 7%, which when compared to fiscal 2023 actual spending represents an overall increase of \$7.0 million, or 24%. **Exhibit 12** shows MSB’s expenses by spending category from fiscal 2023 through 2025.

Exhibit 12
Maryland School for the Blind Spending by Category
Fiscal 2023-2025
(\$ in Thousands)

<u>Expenses</u>	<u>Actual 2023</u>	<u>Est. 2024</u>	<u>Est. 2025</u>	<u>\$ Change 2024-2025</u>	<u>% Change 2024-2025</u>
Salaries, Wages and Benefits	\$29,770	\$34,414	\$36,769	\$2,355	7%
Fixed Charges	4,473	4,833	4,931	98	2%
Contractual Services	2,086	2,167	2,210	43	2%
Supplies and Materials	1,745	1,533	1,564	31	2%
Transportation Costs	125	129	132	3	2%
Other Expenses	1,219	1,263	1,288	25	2%
Total	\$39,418	\$44,339	\$46,894	\$2,555	6%
<i>Change in Personnel Costs from Fiscal 2023 through 2025</i>				\$6,999	24%

Note: Expenses do not include anticipated cash outlay towards depreciation and maintenance costs.

Source: Maryland School for the Blind; Department of Legislative Services

State-aided Institutions

To determine the budget for SAIs, MSDE and the Maryland State Board of Education review and select applicants from nonprofit organizations that offer educational programming to Maryland students. MSDE forwards this list to the Governor for consideration, who determines SAIs that will receive grants in any given fiscal year.

R00A03 – MSDE – Funding for Educational Organizations

In fiscal 2024, 6 programs received an additional \$3.4 million in one-time funding as part of Section 19 legislative initiatives. Of these programs, 2 received only the funding allocated through Section 19 and 4 received the Section 19 funding as an enhancement to their initial appropriation in the budget as introduced. In the fiscal 2025 allowance, 60 programs receive grants totaling approximately \$6.7 million. **Exhibit 13** shows SAI grant awards supported in the fiscal 2024 working appropriation and the fiscal 2025 allowance, with all grantees receiving level funded awards except for organizations that received one-time or enhanced funding through Section 19 in fiscal 2024.

Exhibit 13
State-aided Institutions
Fiscal 2024-2025

<u>Institution</u>	<u>2024 Est.</u>	<u>2025 Est.</u>	<u>Change from 2024</u>
Accokeek Foundation	\$21,072	\$21,072	\$0
Adventure Theater	18,080	18,080	0
Alice Ferguson Foundation	83,633	83,633	0
Alliance of Southern Prince George’s Communities, Inc.	33,454	33,454	0
American Visionary Art Museum	18,080	18,080	0
Annapolis Maritime Museum	40,216	40,216	0
Audubon Naturalist Society	18,080	18,080	0
Baltimore Center Stage	18,080	18,080	0
Baltimore Museum of Art	18,080	18,080	0
Baltimore Museum of Industry	84,514	84,514	0
Baltimore Symphony Orchestra	66,906	66,906	0
B&O Railroad Museum	63,386	63,386	0
Best Buddies International (Maryland Program)	167,265	167,265	0
Cal Ripken Sr. Foundation	1,000,000	0	-1,000,000
Calvert Marine Museum	52,680	52,680	0
Chesapeake Bay Environmental Center	0	0	0
Chesapeake Bay Foundation	439,296	439,296	0
Chesapeake Bay Maritime Museum	21,128	21,128	0
Chesapeake Shakespeare Company	18,080	18,080	0
Citizenship Law-Related Education	30,812	30,812	0
CollegeBound Foundation	37,856	37,856	0
The Dyslexia Tutoring Program, Inc.	37,856	37,856	0
Echo Hill Outdoor School	56,342	56,342	0
Everyman Theater	52,680	52,680	0
Fire Museum of Maryland	18,080	18,080	0
First Generation College Bound, Inc.	100,000	0	-100,000
Greater Baltimore Urban League	18,080	18,080	0

R00A03 – MSDE – Funding for Educational Organizations

<u>Institution</u>	<u>2024 Est.</u>	<u>2025 Est.</u>	<u>Change from 2024</u>
Hippodrome Foundation	70,000	70,000	0
Historic London Town and Gardens	18,080	18,080	0
Imagination Stage	250,900	250,900	0
Irvine Nature Center	18,080	18,080	0
Jewish Community Center	15,000	15,000	0
Jewish Museum of Maryland	18,080	18,080	0
Junior Achievement of Central Maryland	92,256	42,256	-50,000
KID Museum	18,080	18,080	0
Learning Undeclared	23,706	23,706	0
Living Classrooms Foundation	670,447	320,447	-350,000
Maryland Academy of Sciences	1,569,967	919,967	-650,000
Maryland Historical Society	125,888	125,888	0
Maryland Humanities Council	44,017	44,017	0
Maryland Leadership Workshops	45,778	45,778	0
Maryland Zoo in Baltimore	855,702	855,702	0
Math, Engineering and Science Achievement of Maryland	80,110	80,110	0
National Aquarium in Baltimore	500,039	500,039	0
National Great Blacks in Wax Museum	42,256	42,256	0
Northbay	1,752,232	502,232	-1,250,000
Olney Theatre	147,018	147,018	0
Outward Bound – Baltimore School	133,814	133,814	0
Pickering Creek Audubon Center	36,000	36,000	0
Port Discovery	117,086	117,086	0
Reginald F. Lewis Museum	26,340	26,340	0
Round House Theater	18,080	18,080	0
Salisbury Zoological Park	18,486	18,486	0
ShoreRivers, Inc.	76,725	76,725	0
Sotterly Foundation	18,080	18,080	0
South Baltimore Learning Center	42,256	42,256	0
State Mentoring Resource Center	80,111	80,111	0
Sultana Projects	21,128	21,128	0
SuperKids Camp	412,003	412,003	0
Village Learning Place	72,118	72,118	0
Walters Art Museum	18,080	18,080	0
Ward Museum of Wildlife Art	35,214	35,214	0
Young Audiences of Maryland	89,556	89,556	0
Total	\$10,106,449	\$6,706,449	-\$3,400,000

Source: Governor’s Fiscal 2025 Budget Books

Issues

1. BOOST

Since fiscal 2017, BOOST has provided scholarships to nonpublic, K-12 students who are eligible for the federal free or reduced-price lunch program. The annual budget bill and budget bill language authorize and support the program with special funds from the CRF. MSDE administers BOOST with the assistance of the BOOST Advisory Board, which is responsible for the annual selection of BOOST scholarship recipients. Fiscal 2025 is the ninth year of the BOOST Program.

The Governor’s fiscal 2025 budget as introduced details the criteria for nonpublic schools that have students who are eligible for a BOOST scholarship and would like to participate. These criteria include schools that:

- participated in the Aid to Non-Public Schools Program in the prior school year;
- provide more grades than only prekindergarten and kindergarten;
- administer standardized assessments in accordance with federal and State law; and
- comply with Title VI of the Civil Rights Act of 1964 as amended; Title 20, Subtitle 6 of the State Government Article (related to employment nondiscrimination); and not discriminate in student admissions, retention, or expulsion based on race, color, national origin, sexual orientation, or gender identity or expression.

Although the fiscal 2025 budget as introduced included certain criteria for student eligibility for the BOOST program, revised language in Supplemental Budget No. 1 details the following criteria for student eligibility, which is the same language as in the fiscal 2024 Budget Bill (Chapter 101 of 2023):

- schools must administer national, norm-referenced standardized assessments chosen from a list of assessments published by the U.S. Department of Education National Blue Ribbon Schools program in English/language arts and mathematics each year in grades 3 through 8 and at least once in grades 9 through 12; and a science assessment at least once in grades 3 through 5, grades 6 through 9, and grades 10 through 12; and
- the BOOST Advisory Board shall prioritize awards for current BOOST recipients and their siblings, and a student shall receive no less than the fiscal 2023 base award amount.

When MSDE receives BOOST applications, the agency ranks eligible applicants by their percentage of family income compared to federal poverty levels. MSDE submits this list to the BOOST Advisory Board, which is responsible for the review and certification of the ranked list of applicants, determining the scholarship award amounts, and making final scholarship decisions. The amount of the scholarship award may not exceed the lesser of the statewide average per pupil

expenditure by LEA or the tuition of the nonpublic school, with the exception of special education students, who may receive an award that exceeds their tuition if needed for tutoring or academic support. If a nonpublic school does not comply with these requirements, it must forfeit all scholarship funds received under the BOOST Program and may not charge the student tuition and fees instead.

BOOST Appropriations and Fund Balances

The fiscal 2024 BOOST appropriation for the 2023-2024 school year is \$9.0 million. The total amount available for awards includes the \$9.0 million appropriation plus an additional \$117,237 in funds retained from fiscal 2023, for a total of \$9.1 million available for awards. The BOOST Advisory Board offered approximately \$9.4 million in awards, of which \$766,931, or 8%, were declined. With these declines, final awards total \$8.6 million, and MSDE will retain a \$476,296 fund balance for fiscal 2025 awards. **Exhibit 14** displays fiscal 2024 BOOST awards and the program’s remaining balance for fiscal 2025.

Exhibit 14 BOOST Current Appropriation and Fund Balance Fiscal 2024

	<u>Fund Balance</u>
Fiscal 2024 Working Appropriation	\$9,000,000
Fiscal 2023 Balance Remaining	117,237
Total Funds Available for Awards in the 2023-2024 School Year	\$9,117,237
Total Awards Offered and Accepted, Including Award Adjustments	\$9,407,872
Total Declined Awards	-766,931
Total Awards Offered and Accepted as of December 2023	\$8,640,941
<i>Remaining Balance</i>	<i>\$476,296</i>

BOOST: Broadening Options and Opportunities for Students Today

Source: Maryland State Department of Education

BOOST Student Awards

The fiscal 2024 Budget Bill (Chapter 101) required the BOOST Advisory Board to give priority to current BOOST recipients; their siblings; and students who are applying for the first time and attended a public school in the prior fiscal year. Students must receive no less than the fiscal 2022 base award amount, and students with the lowest incomes have priority for awards. In addition, \$700,000 of the appropriation must be used for awards for students with special needs that is at least equal in amount to the student’s BOOST scholarship award.

R00A03 – MSDE – Funding for Educational Organizations

Of the \$8.6 million in fiscal 2024 awards (including approximately \$767,000 in declined awards), \$3.1 million was awarded to 653 students who qualified for free meals and attended public school, \$435,000 was awarded to 116 students who qualified for reduced-price meals and attended public school, \$3.1 million was awarded to 1,950 students who qualified for free meals and attended private school, and \$267,600 was awarded to 223 students who qualified for reduced-price meals and attended private school. A total of 622 high school students received \$1.9 million in additional awards, and 220 special education students received a total of \$617,522. **Exhibit 15** displays these awards by category of student.

Exhibit 15
BOOST Total Student Awards Offered
Fiscal 2024

<u>BOOST Scholarships Awarded and Accepted</u>	<u>Students</u>	<u>Average Income</u>	<u>Maximum Scholarship Amount</u>	<u>Total</u>
Qualified for Free Meals, Attended Public School	653	\$32,085	\$4,750	\$3,101,750
Qualified for Reduced Meals, Attended Public School	116	46,356	3,750	435,000
Qualified for Free Meals, Attended Private School	1,950	37,962	1,600	3,120,000
Qualified for Reduced Meals, Attended Private School	223	57,597	1,200	267,600
<i>Subtotal – Base Awards</i>	<i>2,942</i>	<i>\$43,500</i>		<i>\$6,924,350</i>
Adjusted Award – Special Education	220		2,807	\$617,522
Adjusted Award – High School	622		3,000	1,866,000
Adjustments When Award Exceeded Tuition				-766,931
<i>Subtotal</i>	<i>842</i>			<i>\$1,716,591</i>
Total Amount Awarded				\$8,640,941

BOOST: Broadening Options and Opportunities for Students Today

Source: Maryland State Department of Education

Review of Assessment Data

Exhibit 16 shows assessment data for BOOST and non-BOOST students in grades 3 through 12 for fiscal 2023, which was the 2022-2023 school year. These data indicate that in the 2022-2023 school year, BOOST students scored lower than non-BOOST students on all standardized tests. These differences range from 1 percentage point lower on the Terra Nova 3/Next assessment to 26 percentage points lower on the Stanford Achievement Test, tenth edition. Across all assessments, BOOST students scored 7 percentage points lower than non-BOOST students.

Exhibit 16
BOOST and Non-BOOST Student Proficiency by Assessment Type
School Year 2022-2023

<u>Assessment</u>	<u>BOOST Students Assessed</u>	<u>BOOST Students Proficient</u>	<u>% of BOOST Students Proficient</u>	<u>Non-BOOST Students Assessed</u>	<u>Non-BOOST Students Proficient</u>	<u>% of Non-BOOST Students Proficient</u>	<u>% Difference BOOST and Non-BOOST Students</u>
Comprehensive Testing Program 4	*	*	*	699	447	64%	*
Iowa Assessments	527	342	65%	2,639	2,213	84%	-19%
Maryland Comprehensive Assessment Program	*	*	*	189	171	90%	*
Measures of Academic Program	4,582	2,614	57%	37,066	22,242	60%	-3%
Performance Series	*	*	*	83	33	40%	*
Pre-ACT	150	58	39%	5,453	3,271	60%	-21%
PSAT	168	103	61%	2,330	1,711	73%	-12%
SAT 2017	*	*	*	132	106	80%	*
Standardized Test for the Assessment of Reading	*	*	*	1,534	1,142	74%	*
Stanford Achievement Test 10th Edition	506	240	47%	5,481	4,012	73%	-26%
Stanford Achievement Test 2017	*	*	*	140	89	64%	*
Terra Nova 3/Next	503	337	67%	3,601	2,432	68%	-1%
Total	6,436	3,694	57%	59,347	37,869	64%	-7%

BOOST: Broadening Options and Opportunities for Students Today

* Indicates missing data or less than 10 students assessed.

Source: Maryland State Department of Education

Exhibit 17 shows these same assessment differences in terms of subject area. BOOST students scored 11 percentage points lower than non-BOOST students in English/language arts, 8 percentages points lower in mathematics, and 1 percentage point higher in science. The overall difference across subjects between BOOST and non-BOOST students is 7 percentage points.

Exhibit 17
BOOST and Non-BOOST Student Proficiency by Subject Area
School Year 2022-2023

BOOST Students Only

<u>Assessment</u>	<u>Assessed</u>	<u>Proficient</u>	<u>% Proficient</u>
English/Language Arts	2,235	1,279	57%
Math	2,264	1,177	52%
Science	1,937	1,238	64%
Total	6,436	3,694	57%

Non-BOOST Students

English/Language Arts	22,929	15,703	68%
Math	22,897	13,711	60%
Science	13,521	8,455	63%
Total	59,347	37,869	64%

Difference between BOOST and Non-BOOST Students: -7%

BOOST: Broadening Options and Opportunities for Students Today

Source: Maryland State Department of Education

The Department of Legislative Services (DLS) recommends that language from Chapter 101 be restored for the BOOST Program and for the Aid to Non-Public Schools Program. MSDE should comment on:

- why special education awards did not meet the \$700,000 legislative directive;
- why high school students earned an additional award when that was not a program requirement for the 2023-2024 school year; and
- the efforts of BOOST schools to close the gap between BOOST and non-BOOST students on standardized assessments.

Operating Budget Recommended Actions

1. Amend the following language on the special fund appropriation:

, provided that this appropriation shall be for the purchase of textbooks or computer hardware and software and other electronically delivered learning materials ~~as permitted under Title IID, Section 2416(b)(4), (6), and (7), of the No Child Left Behind Act~~ for loan to students in eligible nonpublic schools with a maximum distribution of \$65 per eligible nonpublic school student for participating schools, except that at schools where ~~at least 20%~~ from 20% to 40% of the students are eligible for the free or reduced-price lunch program there shall be a distribution of \$95 per student, and at schools where more than 40% of the students are eligible for the free or reduced-price lunch program there shall be a distribution of \$155 per student.

Explanation: This action amends language modifying the distribution of funding for the Aid to Non-Public Schools Program so that schools where more than 40% of the students are eligible for the free or reduced-price lunch program receive \$155 per student. Similar language has been included in the budget since fiscal 2017. It also strikes language regarding the No Child Left Behind Act due to technical differences with the reauthorized Elementary and Secondary Education Act.

2. Amend the following language on the special fund appropriation:

- (2) Not charge more tuition to a participating student than the statewide average per pupil expenditure by the local education agencies, as calculated by the department, with appropriate exceptions for special education students as determined by the department; ~~and~~

- (3) Comply with Title VI of the Civil Rights Act of 1964, as amended; and

- (4) Submit its student handbook or other written policy related to student admissions to the Maryland State Department of Education for review to ensure compliance with program eligibility requirements.

Explanation: This action requires schools that participate in the Aid to Non-Public Schools Program to submit a student handbook or policy on student admissions to the Maryland State Department of Education to ensure compliance with program eligibility requirements.

R00A03 – MSDE – Funding for Educational Organizations

3. Add the following language to the special fund appropriation:

Further provided that a nonpublic school participating in the Aid to Non-Public Schools Program R00A03.04 shall certify compliance with Title 20, Subtitle 6 of the State Government Article. A nonpublic school participating in the program may not discriminate in student admissions, retention, or expulsion, or otherwise discriminate against any student on the basis of race, color, national origin, sexual orientation, or gender identity or expression. Nothing herein shall require any school or institution to adopt any rule, regulation, or policy that conflicts with its religious or moral teachings. However, all participating schools must agree that they will not discriminate in student admissions, retention, or expulsion or otherwise discriminate against any student on the basis of race, color, national origin, sexual orientation, or gender identity or expression. Any school found to be in violation of the requirements to not discriminate shall be required to return to the Maryland State Department of Education all textbooks or computer hardware and software and other electronically delivered learning materials acquired through the fiscal 2024 allocation. The only other legal remedy for violation of these provisions is ineligibility for participating in the Aid to Non-Public Schools Program. Any school that is found in violation of the nondiscrimination requirements in fiscal 2024 or 2025 may not participate in the program in fiscal 2025. It is the intent of the General Assembly that a school that violates the nondiscrimination requirements is ineligible to participate in the Aid to Non-Public Schools Program, the Broadening Options and Opportunities for Students Today Program, the James E. “Ed” DeGrange Nonpublic Aging Schools Program and the Nonpublic School Security Improvements Program in the year of the violation and the following two years.

Explanation: This action requires a nonpublic school participating in the Aid to Non-Public Schools Program to certify compliance with Title 20, Subtitle 6 of the State Government Article (Discrimination in Employment). It also specifies that a participating school may not discriminate in student admissions on the basis of race, color, national origin, sexual orientation, or gender identity or expression. Violation of these provisions means that a school will be ineligible for the program. Similar language has been included in the budget since fiscal 2017. This action also specifies that schools that violate the provisions must return all textbooks and technology received through the program to the Maryland State Department of Education. It also states that a school that violates the nondiscrimination requirements in fiscal 2024 or 2025 is not eligible to participate in the program in fiscal 2025 and states legislative intent that any school that violates the nondiscrimination requirements is ineligible to participate in any program that provides funding to nonpublic schools for a total of three years.

4. Add the following language to the special fund appropriation:

Further provided that \$700,000 of this appropriation shall be used only to provide an additional award for each student with special needs that is at least equal in amount to the

R00A03 – MSDE – Funding for Educational Organizations

BOOST Program scholarship award that a student is awarded in accordance with paragraph (6) above.

Further provided that MSDE shall submit a report to the budget committees by January 15, 2025, that includes the following:

- (1) the number of students receiving BOOST Program scholarships;
- (2) the amount of the BOOST Program scholarships received;
- (3) the number of certified and noncertified teachers in core subject areas for each nonpublic school participating in the BOOST Program;
- (4) the assessments being administered by nonpublic schools participating in the BOOST Program and the results of these assessments. MSDE shall report the assessment results reported by nonpublic schools to the budget committees in an aggregate manner that does not violate student data privacy;
- (5) in the aggregate, for each BOOST Program scholarship awarded (a) the nonpublic school and grade level attended by the student; (b) the school attended in the 2023-2024 school year by the student; and (c) if the student attended the same nonpublic school in the 2023-2024 school year, whether, what type, and how much nonpublic scholarship aid the student received in the 2023-2024 school year and will receive in the 2024-2025 school year;
- (6) the average household income of students receiving BOOST Program scholarships;
- (7) the racial breakdown of students receiving BOOST Program scholarships;
- (8) the number of students designated as English language learners receiving BOOST Program scholarships;
- (9) the number of special education students receiving BOOST Program scholarships;
- (10) the county in which students receiving BOOST Program scholarships reside;
- (11) the number of students who were offered BOOST Program scholarships but declined them as well as their reasons for declining the scholarships and the breakdown of students attending public and nonpublic schools for students who declined scholarships;

R00A03 – MSDE – Funding for Educational Organizations

- (12) the number of students who received BOOST Program scholarships for the 2023-2024 school year who are attending public school for the 2024-2025 school year as well as their reasons for returning to public schools; and
- (13) the number of students who received BOOST Program scholarships for the 2023-2024 school year who withdrew or were expelled from the nonpublic schools they were attending and the reasons for which they withdrew or were expelled; the schools they withdrew or were expelled from; and the length of time students receiving BOOST Program scholarships were enrolled at a nonpublic school before withdrawing or being expelled.

Explanation: This language requires MSDE to report by January 15, 2025, on the distribution of the BOOST scholarships; information on the students receiving BOOST scholarships; teacher certifications for nonpublic schools participating in the BOOST Program; and assessments being administered in nonpublic schools participating in the BOOST Program, including student performance. The language also requires that MSDE report on students who choose to decline scholarships or attend public schools after participating in the BOOST Program in the past, along with their reasons for doing so, and information on students receiving scholarships for the 2023-2024 school year who withdrew or were expelled from the nonpublic schools that they were attending. Finally, the language requires that the BOOST Advisory Board shall take into account the special needs of students with disabilities as it is determining scholarship award amounts and that \$700,000 of the BOOST appropriation shall be used to provide higher awards for these students.

Information Request	Author	Due Date
BOOST Program participation	MSDE	January 15, 2025

Appendix 1
2023 Joint Chairmen’s Report Responses from Agency

The 2023 JCR requested that MSB prepare one report and MSDE prepare two reports. Electronic copies of the full JCR responses can be found on the DLS Library website.

- ***Report on MSB Enrollment and MFR Measures:*** In calendar 2022, MSB reported errors in its monthly count of outreach students. Because MSB’s calculation for formula funding uses four-year average enrollment counts, this error could potentially decrease the school’s formula funding through fiscal 2027. In response to a request for committee narrative on this issue, MSB updated its procedures but could not provide a retroactive count of outreach students for fiscal 2022. Due to the methodology by which MSB’s enrollment for formula funding is calculated over multiple years, the school reports this error potentially results in approximately \$300,000 in decreased funding from fiscal 2024 through 2027. Further discussion of this information can be found in the Proposed Budget section of this analysis.

- ***BOOST Program Participation:*** Language in the fiscal 2024 Budget Bill (Chapter 101) requested that MSDE report on the distribution of the BOOST scholarships, student assessments, and additional information about students in the BOOST program. MSDE reported that out of a \$9.0 million budget for the program in fiscal 2024, a total of \$8.6 million was awarded to 2,942 students. Assessment scores for BOOST students remain below non-BOOST students by 7 percentage points across all tests and subject areas. Further discussion of this information can be found in Issue 1 of this analysis.

- ***Report on ARPA EANS Funding:*** In fiscal 2022, Maryland received \$39.1 million in federal funds distributed through the ARPA EANS program and processed awards in spring 2023. MSDE reports that out of \$13.8 million in grant funds, \$8.0 million was allocated for educational technology and remote learning; \$4.1 million was allocated for COVID-19 supplies and testing; \$1.5 million was allocated for safety and ventilation equipment; and \$200,000 was retained by MSDE for allowable administrative expenses. As of the close of fiscal 2023, all ARPA EANS funds had been distributed or canceled. Further discussion of this information can be found in the Fiscal 2023 section of this analysis.

Appendix 2
Funding for Educational Organizations Program Descriptions
Maryland State Department of Education

Maryland School for the Blind

MSB is a nonprofit school and resource center that provides outreach, educational, and residential programs in all 24 Maryland jurisdictions for blind and visually impaired students ages birth to 21, including those with multiple disabilities. MSB currently serves 65% of the 2,000 Maryland students identified as blind or visually impaired either on its campus in Baltimore City or through outreach programs and the Maryland Instructional Resource Center. MSB receives general fund allocations from the State, funding from local school systems, federal funds, and private funds through gifts and its endowment.

Blind Industries and Services of Maryland

BISM offers two programs that assist Maryland residents with blindness and low vision to gain employment opportunities and training. The Comprehensive Orientation, Rehabilitation, and Empowerment (CORE) program serves blind or low-vision adults who are employable. CORE incorporates a positive philosophy of blindness to prepare graduates for employment, continuing education, or independent living. The BISM Senior program serves Maryland residents with blindness or low vision who are 55 and over. This program incorporates braille teaching, cane travel, computer technology, arts and crafts, and independent living skills so that seniors can continue to be active. The State allocation for BISM is \$600,000 in general funds.

State-aided Institutions

The SAI Program provides annual general fund grants to institutions that impact education statewide and merit State funds. Programs that receive grants can change from year to year. In fiscal 2025, 60 programs receive \$6.7 million in grants. A list of these programs in alphabetical order follows:

- **Accokeek Foundation** in Accokeek offers educational tours that supplement social studies and environmental education.
- **Adventure Theatre** in Glen Echo is a musical theatre academy for youth with an integrated, nationally renowned professional theatre company.
- **Alice Ferguson Foundation** in Accokeek is an environmental education center and working farm on the Potomac River that offers educational field trips and a summer science camp.

R00A03 – MSDE – Funding for Educational Organizations

- **Alliance of Southern Prince George’s Communities, Inc.** in Oxen Hill provides students with SAT preparation courses and tutoring.
- **American Visionary Art Museum** in Baltimore City offers students and teachers museum tours, library visits, and online programs with self-taught artists.
- **Annapolis Maritime Museum** in Annapolis educates youth and adults about Annapolis’ maritime heritage and the ecology of the Chesapeake Bay.
- **Audubon Naturalist Society** in Chevy Chase offers camp and daily nature programs for schools, families, and scouts.
- **Baltimore Center Stage** in Baltimore City provides theater programs for youth, families, and the community, regardless of financial, racial, or orientation barriers.
- **Baltimore Museum of Art** in Baltimore City provides educational programs for children and families on its well-known art collection.
- **Baltimore Museum of Industry** in Baltimore City has hands-on exhibits for students in math, science, and technology as well as a training center for technology education teachers.
- **Baltimore Symphony Orchestra** in Baltimore City enhances teaching of the arts through midweek concerts for students and teachers.
- **B&O Railroad Museum** in Baltimore City offers programs that focus on history, social studies, and science related to railroads and railroad technology.
- **Best Buddies International (Maryland Program)** operates in multiple jurisdictions and pairs special and general education students in middle and high schools to foster inclusion and build socialization skills.
- **Calvert Marine Museum** in Solomons is dedicated to the collection, preservation, research, and interpretation of the culture and natural history of Southern Maryland.
- **Chesapeake Bay Foundation** provides an environmental education program encompassing student field experiences and summer in-service courses for teachers.
- **Chesapeake Bay Maritime Museum** in St. Michaels offers experiential learning programs on the Chesapeake Bay, including a field trip program for grade 3 students.
- **Chesapeake Shakespeare Company** in Baltimore City allows students the opportunity to experience Shakespeare’s work through live performances and discussion.

R00A03 – MSDE – Funding for Educational Organizations

- **Citizenship Law-Related Education Program** in Baltimore City (now Maryland Youth and the Law) teaches youth to foster an appreciation of the American judicial and legal system.
- **CollegeBound Foundation** in Baltimore City provides college advisors to Baltimore City public high schools to encourage and assist students in their education beyond high school.
- **The Dyslexia Tutoring Program, Inc.** in Baltimore City works with low-income children and adults who are dyslexic or have a language-based learning disability.
- **Echo Hill Outdoor School** in Worton offers students the opportunity to participate in experiential, environmental education classes and residential programs.
- **Everyman Theatre** in Baltimore City provides students with the opportunity to experience the theater through programs in improvisation, Page-to-Stage, and subsidized high school matinees.
- **Fire Museum of Maryland** in Lutherville educates students about the history, technology, and innovation of the fire service through its collection of operating apparatus and memorabilia.
- **Greater Baltimore Urban League** in Baltimore City offers disadvantaged citizens equal opportunities in employment, education, health care, housing, and the civic arena.
- **The Hippodrome Foundation** in Baltimore City facilitates access to experts in the fields of music, dance, and theater and instructs students about the Hippodrome and the world of theater.
- **Historic London Town and Gardens** in Annapolis instructs students about daily life and activities in a 1700s colonial port.
- **Imagination Stage** in Bethesda provides students with performing arts education through theater productions by professional actors and artists.
- **Irvine Nature Center** in Owings Mills offers environmental education programs, classes, and camps for children and adults.
- **The Jewish Community Center** of Greater Baltimore provides health and fitness opportunities for children and teens through fun, enriching, and immersive experiences.
- **Jewish Museum of Maryland** in Baltimore City supports onsite and outreach programs that focus on the history, tradition, and culture of Jewish life in Maryland.

R00A03 – MSDE – Funding for Educational Organizations

- **Junior Achievement of Central Maryland** in Owings Mills offers economic and financial literacy programs for young people to prepare them to succeed in a global economy.
- **KID Museum** in Bethesda offers hands-on learning experiences that incorporate STEM; art; culture; creativity, and critical thinking.
- **Learning Undefeated** in Gaithersburg provides STEM experiences for high-needs communities through innovative and experiential K-12 education programs.
- **Living Classrooms Foundation** in Baltimore City offers programs for children, youth, and adults in hands-on education, workforce development, health, wellness, and violence prevention.
- **Maryland Academy of Sciences** in Baltimore City provides student visits to the Maryland Science Center, traveling science programs, and instructional materials for teachers.
- **Maryland Historical Society** in Baltimore City provides museum visits, a research center, historical investigations, and a virtual tour of Maryland history.
- **Maryland Humanities Council** supports educational experiences in the humanities so that students embrace lifelong learning, exchange ideas openly, and enrich their communities.
- **Maryland Leadership Workshops** in Annapolis offers week-long residential programs that allow middle and high school students to immerse themselves in all aspects of leadership.
- **Maryland Zoo in Baltimore** provides school visits, conservation education, classes, and summer camps for students in pre-K through 12.
- **Math, Engineering, Science Achievement of Maryland** is a precollege program that prepares students for careers in STEM.
- **National Aquarium in Baltimore** supports environmental and science education through school visits, fellowships for high school students, and a youth ocean conservation summit.
- **National Great Blacks in Wax Museum** in Baltimore City provides school tours and other museum-related activities for students to learn about African American history and culture.
- **Northbay** in North East provides an academically rigorous and engaging science curriculum that inspires middle school students to take responsibility for their surroundings and decisions.

R00A03 – MSDE – Funding for Educational Organizations

- **Olney Theatre** in Olney offers student matinees, campus tours, and field trips to encourage and support arts education.
- **Outward Bound – Baltimore School** provides high school students with challenging educational experiences in Baltimore and on the Chesapeake Bay.
- **Pickering Creek Audubon Center** in Easton conserves natural habitats on Maryland’s Eastern Shore and engages the community through exploration, education, and stewardship.
- **Port Discovery** in Baltimore City provides interactive and fun educational programs for toddlers and children prekindergarten through grade 5.
- **Reginald F. Lewis Museum** in Baltimore City provides curricula and teacher training that explores local African American heritage through themes of family, community, slavery, and art.
- **Round House Theatre** in Silver Spring offers programs that encourage students to explore all aspects of theatre such as acting, movement, design, and play creation.
- **Salisbury Zoological Park** in Salisbury offers school visits, hands-on classroom programs, and teacher training on conservation, wildlife, and native animals of the Americas and Australia.
- **ShoreRivers, Inc.** in Easton protects and restores Eastern Shore waterways through science-based advocacy, restoration, and education.
- **Sotterley Foundation** in Hollywood provides tours, STEM programs, and a junior docent academy designed to educate students about life on a tidewater plantation.
- **South Baltimore Learning Center** in Baltimore City provides a supportive, rigorous, and transformative education for adults who are eager to learn and motivated to succeed.
- **State Mentoring Resource Center** (Y of Central Maryland) connects volunteer adult mentors with disadvantaged school children.
- **Sultana Projects** in Chestertown provides educational programs to increase student understanding of history and awareness of the natural environment of the Chesapeake Bay.
- **SuperKids Camp** in Baltimore City is a six-week academic enrichment program designed to help elementary school-age students maintain their scholastic skills during the summer months.

R00A03 – MSDE – Funding for Educational Organizations

- **Village Learning Place** is an independent, nonprofit library that offers educational programs, enrichment opportunities, and resources for Charles Village and throughout Baltimore City.
- **Walters Art Museum** in Baltimore City offers first-hand experiences with art that encourage learning and creativity including school tours, family activities, Art Babies, and summer camp.
- **Ward Museum of Wildlife Art** in Salisbury provides environmental educational programs that focus on art, history, and science through tours and hands-on activities.
- **Young Audiences of Maryland** in Baltimore City hosts professional artists who deliver academic lessons through the arts and create hands-on arts learning experiences for students.

Aid to Non-Public Schools Program

The Aid to Non-Public Schools Program provides grants that support the purchase of textbooks and technology for nonpublic schools statewide. The Governor authorizes this program annually through the budget bill and budget bill language. This program receives CRF special funds.

BOOST Program

The BOOST Program provides scholarships for students who are eligible for free and reduced-price lunches to attend nonpublic schools. The annual budget bill and budget bill language provide authorization for this program. This program receives CRF special funds.

Appendix 3
Object/Fund Difference Report
Maryland State Department of Education – Funding for Educational Organizations

<u>Object/Fund</u>	<u>FY 23</u> <u>Actual</u>	<u>FY 24</u> <u>Working</u> <u>Appropriation</u>	<u>FY 25</u> <u>Allowance</u>	<u>FY 24 - FY 25</u> <u>Amount Change</u>	<u>Percent</u> <u>Change</u>
Objects					
12 Grants, Subsidies, and Contributions	\$ 51,010,865	\$ 60,630,790	\$ 51,268,539	-\$ 9,362,251	-15.4%
Total Objects	\$ 51,010,865	\$ 60,630,790	\$ 51,268,539	-\$ 9,362,251	-15.4%
Funds					
01 General Fund	\$ 33,773,810	\$ 39,590,790	\$ 36,228,539	-\$ 3,362,251	-8.5%
03 Special Fund	17,237,055	17,540,000	15,040,000	-2,500,000	-14.3%
05 Federal Fund	0	3,500,000	0	-3,500,000	-100.0%
Total Funds	\$ 51,010,865	\$ 60,630,790	\$ 51,268,539	-\$ 9,362,251	-15.4%

Note: The fiscal 2024 appropriation does not include deficiencies, targeted reversions, or across-the-board reductions. The fiscal 2025 allowance does not include contingent reductions or cost-of-living adjustments.

Appendix 4
Fiscal Summary
Maryland State Department of Education – Funding for Educational Organizations

<u>Program/Unit</u>	<u>FY 23</u> <u>Actual</u>	<u>FY 24</u> <u>Wrk Approp</u>	<u>FY 25</u> <u>Allowance</u>	<u>Change</u>	<u>FY 24 - FY 25</u> <u>% Change</u>
01 Maryland School for the Blind	\$ 27,726,006	\$ 28,884,341	\$ 28,922,090	\$ 37,749	0.1%
02 Blind Industries and Services of Maryland	600,000	600,000	600,000	0	0%
03 Other Institutions	6,647,804	10,106,449	6,706,449	-3,400,000	-33.6%
04 Aid to Non-Public Schools	6,037,055	12,040,000	6,040,000	-6,000,000	-49.8%
05 Broadening Options and Opportunities for	10,000,000	9,000,000	9,000,000	0	0%
Total Expenditures	\$ 51,010,865	\$ 60,630,790	\$ 51,268,539	-\$ 9,362,251	-15.4%
General Fund	\$ 33,773,810	\$ 39,590,790	\$ 36,228,539	-\$ 3,362,251	-8.5%
Special Fund	17,237,055	17,540,000	15,040,000	-2,500,000	-14.3%
Federal Fund	0	3,500,000	0	-3,500,000	-100.0%
Total Appropriations	\$ 51,010,865	\$ 60,630,790	\$ 51,268,539	-\$ 9,362,251	-15.4%

Note: The fiscal 2024 appropriation does not include deficiencies, targeted reversions, or across-the-board reductions. The fiscal 2025 allowance does not include contingent reductions or cost-of-living adjustments.